

GatesHydraulics

2007 Edition
Supercedes 2004 Edition
431-2080 (Automotive)
35093 (Industrial)
C-400 (Canada)
494-0976 (InterAmerica)

Hose, Couplings & Equipment



Table of Contents

Introduction

Service & Shelf Life, Warning/Cautions	A1-2
Background & Product Data	A3-11
Hose Products & Specification Tables	A12-44

Equipment

Crimpers, Die Selection Tables & Power Sources	B1-7
Assembly Equipment	B8-17

Hose & Coupling Selection

Selecting the Proper Hose	C1-2
Agency Specifications of Hose Selection Guide	C3
Hydraulic Hose Selection Guide	C4-5
Hydraulic Hose Competitive Reference Guide	C6
Hose Stock Characteristics	C7
Additional Temperature Limits	C8
Selection, Installation & Maintenance of Hose & Hose Assemblies	C9-11
Motor Vehicle Safety Standard for Brake Hoses (DOT FMVSS 106-74)	C12-13
How to Make Hose Assemblies of Specific Length	C14
How to Describe Gates Hydraulic Hose Assemblies	C15-16
Hose Assembly Routing Tips/Assembly of Field Attachable Couplings	C17-18
Coupling Selection & Adapter End-Style Nomenclature	C19-21
Sealing Types for Hydraulic Couplings	C22-24
Coupling Thread Identification Tools & Thread Chart	C25-26
Coupling Identification	C27-40
Gates Global Part Numbering System	C41-48
Coupling/Thread Configurations	C49-52

Technical Data

Chemical Resistance Ratings & Tables	C53-62
Nomographic Chart	C63
C14 PTFE Hose Properties	C64
Electrostatic Discharge, Effusion/Corrosion for PTFE Hose and Hose Assemblies	C65-66
Hydraulic System Pressure Drop	C67-68
Pressure Conversions	C69
Steam Tables/Fahrenheit to Celsius/Fluid Power Units	C70-71
Decimal and Millimeter Equivalent of Fractions/Metric	C72
Coupling & Adapter Installation Torque Recommendations	C73-74

Hose

Extremely High Pressure (EFG6K, G6K, EFG5K, G5K, EFG4K, EFG3K, G3K)	D1-4
Very High Pressure (C12M)	D4
High Pressure (G2, MegaTech™ II ACP, G2L, M2T®, CM2T, M6K, M5K, M4K+, M4KH, M3K, M3KH, G2H, Hot Oiler, G2XH, J2AT)	E1-8
Medium Pressure (G1, G1H, RFS, G3H, GTH, M500, PowerClean™)	E9-12
LP350 (Liquid Propane)	E51
Fleet Application (Nylon Air Brake Tubing & Coiled Assemblies)	F1
Fleet Application (Air Brake Hose Assemblies, AB Series Air Brake, Vacuum Brake, HD Green Stripe® Brake)	F24-26
Fleet Applications (TR500, MegaTech™ G5TB, MegaTech™ 3000, MegaTech™ 1000, MegaTech™ 500, MegaTech™ 250, S/R-XH, C5C, C5D, C5M)	F44-48
Fleet Applications (C5E)	F59
Low Pressure/Suction/Return Hose (LOC, LOL)	G1-2
Low Pressure/Suction/Return Hose (GMV, G4H, RLA, RLC)	G13-14
C14 and C14CT Hose	H1
PolarSeal®	I1
Power Steering	J1
Thermoplastic (GT7, GT7NC, GT7DL, GT7NCDL, GT8, GT8NC)	K1-3

Couplings

GlobalSpiral™ (G20 Series)	D5-37
GlobalSpiral™ (G21 Series)	D38-41
PCM	D42-51
PCS	D52-61
MegaCrimp® (G25 Series)	E13-51
Power Crimp® PC	E52-68
Type T Field Attachable (G27, G28 Series)	E69-76
SureLok™ and Compression Air Brake (G31, G32 Series)	F2-23
Air Brake Couplings for Rubber Hose (G33 Series)	F27-43
C5C & C5D Field Attachable (G34 Series)	F49-58
C5E Field Attachable (G35 Series)	F60-65
Lock-On Brass Push-On Field Attachable (G36 Series)	G3-9
Single Bead Brass (G37 Series)	G10-12
GLP	G15-17
GL/G4H (G43 Series)	G18-24
C14 (G40 Series)	H2-11
PolarSeal™ (G45 Series)	I2-38
PolarSeal™ (Aluminum Air Conditioning Tubing)	I39-40
Power Steering (G50 Series)	J2-3
Assembly Fabrication	J4-5
Kits and Assortments	J6-7
Steel Power Steering/TOC Tubing	J8-10
PCTS Thermoplastic (G51 Series)	K4-10
Adapters (G60, G62, G63, G64, G65 Series)	L1-103
Quick Disconnect (G94, G95 Series)	M1-18

Accessories

Tube Nuts & Sleeves, O-Rings, Flange Fittings, Clamp Collars, Spring & Hose Guards, Protective Sleeves, PolySleeve™, HeatGuard™, Vinyl Bend Restrictors	N1-17
---	-------

Assortments

.....	O1-11
-------	-------

Part Number Page Index

.....	P1-5
-------	------

Global Part Number Page Index

.....	P6-12
-------	-------



Getting the Best Service Life from Gates Hydraulic Hose and Assemblies

How long will a hydraulic hose assembly last? It depends on how it's used. This catalog and other Gates literature show the recommended limits for our assemblies (and also the hoses and couplings used to make assemblies). These limits include installation, maintenance, and conditions of use. These limits **MUST** be followed or the assembly can fail resulting in personal injury or property damage. If you do not have this important information, you can get it at no cost from your local Gates distributor or Gates field representative.

Hose assemblies in use should be inspected regularly for leaks, kinks, cover blisters, gouges, abrasion and other damage. Damaged or worn assemblies must be replaced immediately. You can increase assembly life if you do the following:

Hose Assembly Installation – Hydraulic hose assembly installations should comply with hydraulic hose routing and plumbing standards per SAE J1273 for the proper application of hose assemblies. SAE J1273 recommended practices can be found in this catalog on pages C9-11¹.

Working Pressure – The hydraulic system pressure should not exceed the rated working pressure of the hose. Pressure surges or peaks exceeding the rated working pressure are destructive and must be taken into account when selecting a hose.

Minimum Burst Pressure – Burst pressures are pressures referred to in this catalog which were intended for destructive testing purposes and for design safety factors only.

Temperature Range² – Do not expose hose to internal or external temperatures exceeding the recommended limits. Consult additional technical data when hydraulic fluids contain emulsions or solutions. The fluid manufacturer's recommended maximum operating temperature for any given fluid must not be exceeded, regardless of hose temperature range. (See pages C4-5.)

¹SAE provides helpful video and print information that supplements this summary. Contact SAE at 1-877-606-7323 or at www.sae.org.

²Actual service life at temperatures approaching the recommended limit will depend on the particular application and the fluid being used in the hose. Intermittent (up to 10% of operating time) refers to momentary temperature surges. Detrimental effects increase with increased exposure to elevated temperatures.

Fluid Compatibility – The hydraulic assembly (tube, cover, reinforcement and couplings) must be fluid compatible. The correct hose must be used because phosphate ester and petroleum-based hydraulic fluids have drastically different chemical characteristics. Many hoses are compatible with one or the other, but not all fluids. For example, Gates G2XH, MegaTech[®] and C5D hoses are capable of handling phosphate ester and petroleum-based hydraulic fluids.

Minimum Bend Radius – Do not bend or flex hose to a radius smaller than the minimum recommended and do not subject hose to tension or torque. This can place excessive stress on the reinforcement and severely reduce the ability of the hose to withstand pressure.

Hose Size – Hose size (inside diameter) must be capable of handling the required flow volume. Too small an I.D. for a given volume of flow results in excessive fluid pressure and heat generation which can result in tube damage (see page C63).

Hose Routing – Restrain, protect or guide hose, with clamps if necessary, to minimize the risk of damage due to excessive flexing, whipping or contacting other moving parts or corrosives. Determine hose lengths and configurations that protect from abrasion, snagging or kinking and provide leak-resistant connections.

Hose Length – Correct hose length should include considerations for length changes under pressure, machine vibration and motion, and hose assembly routing.

Hose Applications – Select the proper hose for the application. Suction applications (Gates GMV or G4H) and special fluid or high temperature capabilities are among the applications requiring particular consideration and a specific hose. When additional information is required, contact your local Gates representative.

NOTE: Do not use Gates hydraulic hose in place of permanent piping.

Hose Shelf Life

Storage environment, along with rubber materials can vary the shelf life limit. Shelf life is difficult to quantify as many variables affect the hose. **Proper storage precautions can result in three to five years shelf life.** Beyond this time there can be significant service life decrease, depending on storage environment variables. Some variables are:

- *Temperature* — Hose should be stored in a cool, dry area never exceeding +100°F (+38°C). If stored below freezing, pre-warming may be required prior to handling, testing and placing into service.
- *Direct sunlight, rain, heaters or being near electrical equipment*
- *Humidity and ozone*
- *Oil, solvents, corrosive materials or fumes*
- *Insects or rodents*
- *Radioactivity*
- *Space allowance and bends*

Store hose in original container. Never stack hose too high, as its weight can crush hose at the bottom of the stack.

Gates recommends hose in extended storage be visually inspected and tested prior to use. Hose judged marginal should be replaced to avoid potential failure, property damage or bodily injury. Store hose on a first-in/first-out basis. Unusually long storage, or poor storage environment can deteriorate hose, reduce performance and may lead to premature failure.





For Safety's Sake

Avoid injury to yourself and others by following these important hose assembly steps:

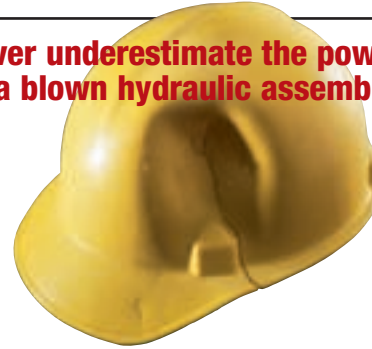
WARNING



Serious injury, death and destruction of property can result from rupture or blow-apart of a hydraulic hose assembly that is:

- Damaged or worn out
- Assembled or installed incorrectly

Never underestimate the power of a blown hydraulic assembly.



1. Receive hands-on training with Gates recommended equipment.
2. Follow current Gates operating manual and crimp data.
3. Use only new (unused) Gates recommended hose and couplings with Gates crimpers.
4. Wear safety glasses.

Select and Install Assemblies With Care

1. Select proper hose assemblies for the application. Many factors and conditions affecting the inside and outside diameter of the hose must be taken into account.
2. Hose assembly routing **must not** create an injury hazard or damage hose. Refer to the standards, regulations and directories that apply in the countries where the equipment is sold and used.
3. Select hydraulic components so that the application's temperature, pressure and bend radius **do not exceed** recommended component limits.

4. Hose **must not** be stretched, kinked, crushed or twisted during installation or use. Hose **must not** be bent to less than the minimum bend radius.
5. Use **only** GT7NC and GT8NC hose for **non-conductive** applications. For instance: cherry pickers. All other Gates hoses are electrically conductive.

6. DO NOT USE HYDRAULIC HOSE TO TRANSMIT HIGH PRESSURE GASES OR STEAM.

Follow Good Maintenance Practices

1. Establish a program of inspection, testing and replacement of hose assemblies from factors including:
 - Severity of application.
 - Frequency of equipment use.
 - Past performance of hose assemblies.
2. Only properly trained persons should inspect, test or service hose assemblies. Update training periodically.
3. Document maintenance, inspections and testing.



4. AVOID FLUID INJECTION INJURIES

- Fluid under pressure can cause **serious injury**. It can be almost invisible escaping from a pinhole, and it can pierce the skin into the body.
 - Do not touch a pressurized hydraulic hose assembly with any part of your body.
 - If fluid punctures the skin, **even if no pain is felt, a serious emergency exists**. Obtain medical assistance immediately. **Failure to do so can result in loss of the injured body part or death.**
5. Stay out of hazardous areas while testing hose assemblies under pressure. **Use proper safety protection.**

Other Safety Information

Many factors affect the selection, making, installation and maintenance of hose assemblies. This catalog, Gates Corporation, the hydraulic equipment maker and the Society of Automotive Engineers Recommended Practice SAE J1273, have useful information about selecting, making, installing and servicing hydraulic hose assemblies. For

further information, please contact your local Gates representative or call Gates Corporation.

Gates recommends hose and coupling combinations in this catalog only after completing extensive testing.

Evaluation of a hose and coupling combination requires considerable impulse testing and cannot be

determined by a simple burst or pressure hold test. Gates disclaims all liability for any hose assembly made in violation of Gates recommendations, procedures and current crimp data. Crimp data are updated on average every year. For the most up-to-date crimp data, visit our website at www.gates.com/ecrimp.

The consumer's exclusive remedy with respect to any claim shall be a refund of the purchase price or replacement of the product at the option of Gates. In no event shall Gates be liable for any incidental or consequential damages whatsoever.

LIMITED WARRANTY

Merchandise is warranted to be free from defects in material or workmanship for the life of the merchandise. Gates Corporation will, at its option, replace or repair any merchandise proved defective in material or workmanship, or both, during the warranty period. This shall be the sole remedy for breach of warranty. Color fade and color difference is not warranted. ALL OTHER WARRANTIES, EXPRESS OR IMPLIED, INCLUDING, BUT NOT LIMITED TO, WARRANTIES OF MERCHANTABILITY AND FITNESS FOR A PARTICULAR PURPOSE, HEREBY ARE EXPRESSLY DISCLAIMED. LIABILITY FOR CONSEQUENTIAL, INCIDENTAL, SPECIAL, EXEMPLARY AND INDIRECT DAMAGES, INCLUDING, BUT NOT LIMITED TO, LOST PROFITS, HEREBY IS EXPRESSLY EXCLUDED, REGARDLESS OF WHETHER THEY WERE REASONABLY FORESEEABLE, OR WHETHER SELLER HAD KNOWLEDGE THAT THEY COULD OCCUR. Warranty shall be void to the extent that any of the following, in the sole determination of Seller, occurs: (a) improper installation of the Products, including any unauthorized installation of Products into vehicles; (b) improper usage or maintenance by Buyer; (c) induction of defect by other products; (d) mishandling of the Products or other abuse; (e) improper matching with other applications; (f) collision, engine overheating or oil starvation, product misapplication or contamination, including, but not limited to, with oil or antifreeze; (g) the Products are used for racing or competition; (h) any use not recommended in writing by Seller.



Hydraulic Products for the Growing World of Industry



It all started in 1911, at a small manufacturing shop in Denver, Colorado. But today, Gates Corporation is a global company with manufacturing facilities on five continents.

In March 2005, Gates opened the new 87,400 square-foot Gates Customer Solutions Center that sits on a 10-acre site in Denver, Colorado. Designed to include space for technology development, customer engagement and training, the center includes secure vehicle testing bays for mobile-equipment manufacturer application testing and development.

The training area includes hands-on training for customers and Gates associates in hose assembly, fluid contamination control, mobile equipment plumbing and fluid power circuitry. A video conferencing center allows live

meetings to be conducted among Gates customers and associates around the world. The center employs about 60 engineers, technicians and scientists.

Our global manufacturing processes allow any of our customers — regardless of where they are — to buy Gates hydraulic products that look consistent and perform to the same exacting standards.

No matter where you go in the world today, Gates hydraulic hose, couplings and equipment are becoming the standards for quality and reliability.

The international marketplace for hydraulic assemblies is getting larger every day. As Original Equipment Manufacturers (OEMs) market their products across national boundaries, you need to be able to order hydraulic products that consistently meet

the most rigorous international quality requirements.

Gates offers a global manufacturing grid that operates under standardized and high-quality product and output specifications. Plus, we offer a world of conveniently located field offices, placed strategically near every major industrialized area.

All of this means our customers no longer need to import products from far away or worry about just-in-time inventories being late. With Gates, you get a consistent and reliable source for all of your hydraulic assembly needs, no matter where you are operating in the world.

In other words, Gates hydraulic hose, couplings and equipment can save you time and money, no matter your time zone or currency.





Gates Hydraulics Means Global Reliability



Our hydraulic products are designed for a world of applications. A case in point: our global hose line. Gates global hose and couplings were developed to offer complete and consistent hydraulic coverage for all major industries worldwide.

To create a global hose line, all of our hoses meet strict international specification guidelines and even more stringent Gates quality specifications before they could carry a “Global” label. That was required to ensure that every hose, regardless of whether it was made in Mexico, Canada, Belgium, India, Brazil, or in the U.S.A., would meet or exceed all major global quality specifications. Plus, we had to develop couplings designed for global distribution, too — couplings to meet EN/DIN and SAE standards.

Now, all of our hard work has paid off... for you. Whether your equipment is made in Japan, Germany, the United States, or elsewhere, Gates now has hose, fittings and other hydraulic equipment products to fit your application needs. Best of all, it's product you can rely on and available from a Gates field office and manufacturing facility located nearby.

Global Hose Identification

Spiral Hose

EFG6K	G6K	EFG5K	G5K
EFG4K	EFG3K	G3K	

Wire Braid Hose

M6K	M5K	M4K+	MegaTech®
M3K	G1	G1H	G2
G2H	G2XH		

Thermoplastic Hose

GT7	GT8
-----	-----

Textile High Temperature Hose

GTH	G3H
-----	-----

Return Line/Low Pressure Hose

GMV

Gates Global MegaSys® Pressure Hose Line*

Use the chart below for easy hose selection. Just find the required pressure and the chart will show you which hose meets that pressure in the applicable ID. Gates “M” hoses are wire-braid construction and use Gates MegaCrimp® couplings. Gates “G” hoses are spiral-wire construction and use Gates GlobalSpiral™ couplings.

ID	-4 (1/4")	-5 (5/16")	-6 (3/8")	-8 (1/2")	-10 (5/8")	-12 (3/4")	-16 (1")	-20 (1 1/4")	-24 (1 1/2")	-32 (2")
PSI 6000	M6K		EFG6K	EFG6K	EFG6K	EFG6K	EFG6K	EFG6K	G6K	
5000	M5K	M5K	M5K/EFG5K	EFG5K	EFG5K	EFG5K	EFG5K	EFG5K	EFG5K	G5K G5K
4000	M4K+		M4K+/EFG4K	M4K+/EFG4K	M4K+/EFG4K	M4K+/EFG4K	EFG4K	EFG4K	EFG4K	
3000	M3K	M4K	M3K	M3K	M3K	M3K	M3K	EFG3K	G3K	G3K

* Global MegaSys pressure hoses are offered in standard and abrasion resistant MegaTuff® or XtraTuff™ covers.

International Symbols used in this catalog as column headings

Hose:	DESCR	Description
	#	Part/Product Number
	↔	Hose/Tube Inside Diameter (I.D.)
	↕	Hose/Tube Outside Diameter (O.D.)
	🌀	Thread Size
	⌚	Working Pressure (psi)
	⌚	Minimum Burst Pressure (psi)
	R	Minimum Bend Radius
	○	Vacuum

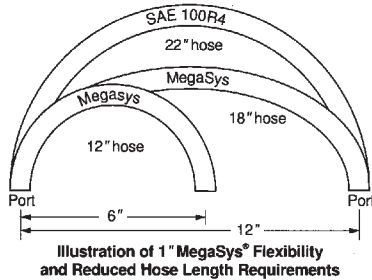
Couplings:	A	Hose/Tube diameter
	C	Cut-off
	D	Mounting Hole
	F	Flange Head Thickness
	H1	Stem Hex
	H2	Nut Hex
	L	Length
	M	Flange Diameter
	N	Nominal Flange Size
	T	Drop





Gates MegaSys® Hoses are more flexible – bend to half SAE bend radius

Gates MegaSys hoses bend to half the bend radius of other SAE 100R1, 100R2, 100R4, 100R9 and 100R12 type hoses. This means they are ideal for tight applications. And incredible flexibility of MegaSys means you can use less hose per each application.



Features

- A full line of hoses designed for one-half SAE bend radius at full SAE pressure
- Longer life in applications where equipment movement causes sharp bends in hydraulic hose
- Increased flexibility for easier hose installation
- M6K, M5K, EFG4K, M4K+, M3K and M2T® meet tough flex-impulse testing that flexes hose during impulse pressure testing. Simulates severe equipment applications like a boom arm or logging grapple.

Benefits

- Reduces hose length requirements up to 47 percent
- Reduces inventory requirements
- Flexibility allows routing in small spaces
- Tight bend radius means fewer bent tube couplings
- Plumbs and bends easier than conventional hoses

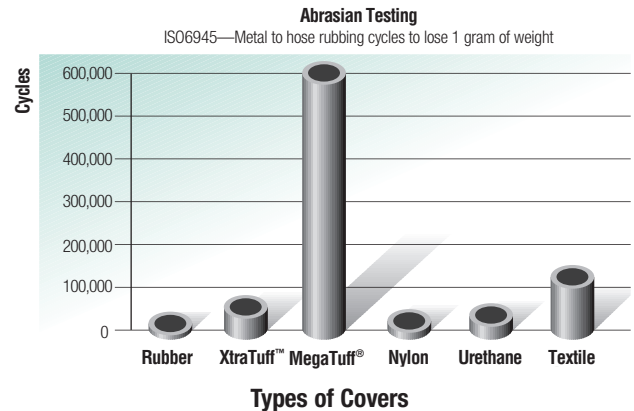
Hose covers proven to be tough...

MegaTuff® Hose Cover

- Super-tough cover solves abrasion problems
- Replaces spring guard and protective sleeves in high-wear applications
- Resists cracking from UV rays
- 300x the abrasion resistance of standard hose covers

XtraTuff™ Hose Cover

- Mid-range abrasion-resistant cover
- Replaces spring guard and protective sleeves in high-wear applications
- 25x the abrasion resistance of standard hose covers



EFG4K MegaSpiral® Hose

- One-half SAE 100R12 bend radius
- Abrasion-resistant synthetic rubber cover increases service life
- 3,000 to 4,000 psi working pressure
- Development tested at 133 percent of maximum working pressure up to 1,000,000 impulse cycles
- Abrasion-resistant MegaTuff® cover available



M4K+ Mega4000® Hose

- The + indicates development testing at 150 percent of maximum working pressure up to 600,000 impulse cycles
- Exceeds SAE 100R19 in all sizes
- One-half SAE 100R1, 100R2 and 100R9 bend radius
- SAE 100R9 performance on 1/2" sizes
- SAE 100R12 pressure on 3/8" to 3/4" sizes
- All sizes have 4,000 psi working pressure
- Replaces spiral hose under certain conditions
- Abrasion-resistant XtraTuff™ and MegaTuff® cover available
- Meets new SAE 100R19



M2T® MegaFlex®

- M2T® Plus coming soon
- Exceeds SAE 100R16 in all sizes
- One-half SAE 100R2 bend radius
- Smaller O.D., low profile and lightweight
- Superior flex impulse performance
- Development tested at 133 percent of maximum working pressure up to 600,000 impulse cycles
- Abrasion-resistant MegaTuff® cover available



M3K Mega3000® Hose

- Exceeds new SAE 100R17 specifications
- One-half SAE 100R1, 100R2 and 100R9 bend radius
- SAE 100R9 performance on 3/4" and 1" sizes
- SAE 100R12 performance on 1/4" size
- All sizes have 3,000 psi working pressure
- Development tested at 133 percent of maximum working pressure up to 600,000 impulse cycles
- Abrasion-resistant XtraTuff™ and MegaTuff® covers available



GMV MegaVac®

- One-half SAE 100R4 bend radius
- Flexible and lightweight
- Available in 100' lengths
- Suitable for return, suction and vacuum lines





TuffCoat™ Plating 500% Better



500+ percent improvement over the 72-hour SAE standard.

- Provides 400 hours of red rust corrosion protection when subjected to rigorous SAE-J516 and ASTM-B-117 salt-spray conditions.
- Innovative new technology gives our world-class hydraulic couplings four times more corrosion resistance than before.
- Gates corrosion-resistant coupling plating is also earth-safe.

TuffCoat™ sets the global standard for the plating of hydraulics fittings in both corrosion resistance and environmental friendliness.

Plus, Gates has removed all hexavalent chromium from its plating processes. This metal, which is common in industrial plating, has been found to be toxic

to the environment. We engineered TuffCoat to be stronger and more resistant to corrosion, without the toxicity of hexavalent chromium.

This is just another example of our ongoing commitment to be a global leader in the manufacture of superior products designed for worldwide distribution.



Competitor GATES Competitor Competitor Competitor

Tested under SAE J516 and ASTM-B117 salt-spray conditions, TuffCoat provided more than 400 hours of protection from “red dust” (rust) formation. That is over 500 percent better than the 72-hour SAE standard.


Note how the Gates TuffCoat coupling shows no “red dust” (rust) formation. (White patches on couplings are salt residue, not corrosion.)





MegaCrimp® Couplings

The Versatile “No-Weep” Coupling with the Patented “C” Insert



It's what's inside the MegaCrimp coupling that gives it world-class performance. The patented MegaCrimp coupling “C” insert can be used on hoses with different constructions and wall thicknesses. In addition, the “C” insert's design assures crimping forces are evenly distributed to form a concentric seal.

The unique “C” insert simplifies your inventory requirements. One size of MegaCrimp coupling can accommodate various hose outside diameters, one- and two-wire hoses and thermoplastic hose. And here's an added bonus: the MegaCrimp coupling is a fully qualified EN-performance coupling.

Key features

- Robust “bite-the-wire” crimp
- Versatile
- Low profile
- Full-stem insertion
- Full-length crimp
- Easy-to-manage inventory reduces SKUs
- Environmentally-friendly TuffCoat™ plating for 500 percent better corrosion resistance
- Fully qualified EN-performance coupling



During crimping only the MegaCrimp couplings outside shell takes on the shape of the dies. The “C” insert starts round, stays round — like the hose.



MegaCrimp couplings have an optimum insertion force — not too tight, not too loose — so you can feel them “hit bottom” when inserted.



Once inserted, MegaCrimp couplings stay put. They don't fall out.





GlobalSpiral™ **Gates Exclusive!** The no-skive coupling... one stem is all you need

Gates® Female Swivel Nut Coupling

Robust swivel joint allows for maximum torque

Strong full torque nut — up to 24,000 psi burst pressure (-16 size G6K) with improved torque resistance

VS. **Competitor's Female Swivel Nut Coupling**

Staked nut provides less burst pressure protection

Swivel joint sensitive to over-torquing

Features	Benefits
No skive	Fast, tailor-made assemblies. Eliminates skiving equipment, odor and dust.
Tested to 1,000,000 impulse cycles	Extended coupling life.
Coupling to 6,000 psi working pressure in all sizes*	Easy-to-manage inventory. Fewer SKUs.
Over 30-plus thread/flange configurations	Application coverage.
TuffCoat™ plating	More than five times better corrosion resistance than SAE ASTMB117 specification.
"Bite-the-wire" crimp	Improved coupling retention.
Premium non-leaded steel	Maximum strength.
+250°F temperature capability	Full performance at high temperatures. Longer coupling life.
Machined full-back FJX and FFORX nuts	4:1 burst performance up to 24,000 psi. Improved torque/sealing capability.
Meets worldwide DIN, EN, SAE, ISO and Gates G6K standards and requirements	World-class performance.
One stem used for all spiral hoses	Less inventory. Easier to use.

*Except as noted in coupling tables

Plus! GlobalSpiral™ Flanges **Solid, one-piece flange couplings preferred for high-pressure applications**

Features	Benefits
No braze/weld joints	More reliable. High pressure capability.
Tapered flange head design	Increased stress resistance. Better vibration resistance and reliability by eliminating braze joints.
Easily adapts to flange ports	Better stress resistance than brazed or welded fittings. Easier to install assemblies. Reduces replacement cost for standard and straight coupling assemblies. More design flexibility.
Thicker tube walls	Eliminate possible leak points. Better vibration resistance.
Premium lead-free steel	Improved flexing impulse performance.
TuffCoat™ plating	More than five times better corrosion resistance than SAE ASTMB117 specification.
No braze/weld joints	High-pressure reliability. Eliminates flange head separation and premature tube failure. Increases safety factor and burst ratios.

Gates Solid Flange Coupling

Thick tube wall machined from solid stock offers maximum strength and durability

No braze/weld joints are more reliable in high-pressure applications

VS. **Competitor's 90° Flange Coupling**

Thin tube wall is more susceptible to cracking

Brazed construction makes coupling failure more likely



It's a 4-Wire World

For many years, hydraulic fabricating shops needed to carry inventories of only two-wire braid hose. Then, four-wire spiral became necessary for larger, off-road specialty equipment.

Today, it's a four-wire world...

As hydraulic systems have evolved, even smaller, light-duty equipment is designed with four-wire spiral hose. Hydrostatic drives using four- and six-wire hoses are now being used on equipment ranging from lawn tractors to heavy-duty dirt movers and everything in between.

The demands of today's working schedules require faster, more powerful equipment. Original equipment manufacturers (OEM) are delivering just that by increasing working pressures within their hydraulic systems. Twenty years ago, a backhoe operated on a working pressure of 2,000 p.s.i. Now, a backhoe will operate at up to twice that.

Bottom line: to better service all of your hydraulic customers, you need a solid four-wire inventory. Gates EFG4K hose and GlobalSpiral™ couplings are designed for the rigors of modern hydraulic systems. They are field-tested, high quality, and value priced.

Contact your Gates representative to learn how to best update your hydraulics inventory and bring it into the new four-wire world.



4-Wire vs. 2-Wire Hydraulic Hose Construction

*Example of
2-Wire Braid
Construction.*



*Example of
4-Wire Spiral
Construction.*



Features to look for:

Visit our website

With technology expanding at ever increasing rates, get the most up-to-date information from our website.

- New product announcements
- Updated hydraulic information
- Downloadable catalogs: www.gates.com/catalog
- Email updates on new products/promotions
- Electronic crimp data: www.gates.com/ecrimp
- Safe Hydraulics training: www.gates.com/safehydraulics
- Distributor and field representative locator: www.gates.com/contact
- Electronic product literature

Check out what's new at www.gates.com



What it means to be

Gates Connected™

At Gates, our connection to you — our customer — goes far beyond your purchase of our hose and couplings. For more than 90 years, we have stood solidly behind everything we make and remain resolute in our commitment to fulfilling our customers' requirements.

It is this commitment to product quality and customer service that is at the heart of our "Gates Connected" philosophy. And for this, and the reasons detailed below, many of the world's top companies value being Gates Connected and have developed unwavering ties to Gates and to our products.

Get Connected

Field Sales Specialists

Training and sales support assistance

(800) 777-6363

Product Application Engineers

Technical questions on products

(303) 744-5070

Account Representatives

General customer service

(800) 366-3128

Automotive Customer Service

Iola, Kansas

(800) 648-6904

A connection to **experience**

Gates provides a total hydraulics hose and connector solution — the best value in the business — that includes innovative product development and testing, application engineering support, and an unparalleled safety program.

Being Gates Connected puts you in touch with this solution and our vast knowledge base in hydraulic technologies. Gates hydraulic product engineers and designers have extensive experience in all significant hydraulic applications, including construction, mining and manufacturing.


A connection to **answers**

When you are Gates Connected, you can count on Gates' award-winning support — from the office or in the field — to quickly get you to the right hydraulic products and the right solutions for any specific application.

Gates Product Application Engineers provide expert support for field personnel and customers alike. These experienced professionals are readily available to provide answers to your toughest fluid power questions.

Plus, Gates has made hydraulic product support even easier by our exclusive software tools. Quick-PIC™, our construction aftermarket support program, can identify replacement assemblies by equipment manufacturer in seconds. AIM™ (Accurate Inventory Manager) software ensures customers stock the right amount of hydraulic products at the right time.





Gates Safe Hydraulics kits are free to our customers.

A connection to **safety**

Our Safe Hydraulics guide is free to Gates customers and offers a wealth of safety topics in clear and concise language, including "Selecting the Right Hose" and "Proper Hose Assembly." This comprehensive publication also covers hose construction, coupling identification, proper installation and troubleshooting.

Also free to our customers is the Gates Safe Hydraulics seminar. Gates hydraulic experts will travel to your site to conduct an informative training seminar for managers, supervisors and employees — all free of charge! In addition to improving the safety of your hydraulics, this seminar can also help support your OSHA safety program requirements.

A connection to the **future**

Gates has always combined innovative thinking with customer input. This strategy has allowed us to produce a broad range of viable

products, while also planning for tomorrow's products today. Our engineers constantly work with our customers to get useful data on product performances and usages. Our Custom Coupling Center provides solutions for unique or out-of-production hydraulic connectors. Contact your Gates representative for more information.

With Gates as your hydraulics product supplier, you get more than innovative products, experienced people, and full product support. You get a valuable industry partner who can help make your hydraulic hose, connectors and assemblies work better, longer, and at a lower overall cost.

That's what it means to be Gates Connected.





Constant Pressure Hose Products

MegaSys® Pressure Matrix – SAE Specifications

	-4	-5	-6	-8	-10	-12	-16	-20	-24	-32
3000 PSI	M3K	M3K	M3K	M3K	M3K	M3K	M3K	EFG3K	EFG3K	EFG3K
4000 PSI	M4K	M4K	M4K/EFG4K	M4K/EFG4K	M4K/EFG4K	M4K/EFG4K	EFG4K	EFG4K		
5000 PSI	M5K	M5K	M5K	M5K/EFG5K	EFG5K	EFG5K	EFG5K	EFG5K	EFG5K	EFG5K
6000 PSI	M6K		EFG6K	EFG6K	EFG6K	EFG6K	EFG6K	EFG6K	EFG5K	
8000 PSI										

Red: Exceeds SAE 100R1

Green: Exceeds SAE 100R2

Gold: Exceeds SAE 100R12

Blue: Exceeds SAE 100R13

Purple: Exceeds SAE 100R15

M3K Exceeds SAE 100R17

M4K Exceeds SAE 100R19

MegaSys® Pressure Matrix – European Norm (EN) Specifications

	04	05	06	08	10	12	16	20	24	32
210bar/3K	M3K	M3K	M3K	M3K	M3K	M3K	M3K	EFG3K	EFG3K	EFG3K
280bar/4K	M4K	M4K	M4K/EFG4K	M4K/EFG4K	M4K/EFG4K	M4K/EFG4K	EFG4K	EFG4K		
350bar/5K	M5K	M5K	M5K	M5K/EFG5K	EFG5K	EFG5K	EFG5K	EFG5K	EFG5K	EFG5K
420bar/6K	M6K		EFG6K	EFG6K	EFG6K	EFG6K	EFG6K	EFG6K		
560bar/8K										

Red: Exceeds ISN/ISC

Green: Exceeds 2SN/2SC

Gold: Exceeds 4SP

Blue: Exceeds 4SH





(Meets Flame Resistance Acceptance Designation “MSHA 2G”)

For Biodegradable Hydraulic Fluids

Recommended For: Extremely high-pressure, high-impulse applications such as hydrostatic transmissions. EFG6K is designed to meet all requirements of SAE 100R15 specifications and performance requirements of EN 856 4SP (-6, -8, -10 and -12) and EN 856 4SH (-12, -16, and -20). **Compatible with biodegradable hydraulic fluids like polyolester, polyglycol and vegetable oil as well as standard petroleum-based fluids.** Available in 121' through 200' continuous lengths.


Tube: Black, oil resistant, synthetic rubber (Nitrile – Type C)*.

Reinforcement: Four (six for -20) alternating layers of spiraled, high tensile steel.

Cover: Black, oil resistant, synthetic rubber (Neoprene – Type A)*. Blue stripe with gold print layline. Available with unique abrasion-resistant MegaTuff® cover.

Temperature Range: -40°F to +250°F (-40°C to +121°C). For water emulsions etc., see page C8.

Couplings (see crimp manual for specifics):
GS Couplings, pages D6-42.



SPECIFICATIONS

Description	Part No. (Bulk Carton)	Product No. (Bulk Carton)	Hose I.D. (In.)	Hose O.D. (In.)	Working Pressure (psi)	Min. Burst Pressure (psi)	Min. Bend Radius (In.)	Approx. Bulk Carton Length (Ft.)
6EFG6K	70866	4651-1396	3/8	0.80	6,000	24,000	5.0	100
8EFG6K	70865	4651-1371	1/2	0.95	6,000	24,000	7.0	100
10EFG6K	70815	4651-1368	5/8	1.09	6,000	24,000	8.0	100
12EFG6K	70839	4651-1288	3/4	1.24	6,000	24,000	9.5	100
16EFG6K	70836	4651-1289	1	1.53	6,000	24,000	12.0	100
20EFG6K	70837	4651-1290	1-1/4	1.97	6,000	24,000	16.5	50

MEGATUFF® COVER SPECIFICATIONS

MegaTuff® hose lasts up to 300 times longer than standard hose during hose-to-hose and hose-to-metal abrasion tests per ISO 6945.

6EFG6K-MTF	70849	4651-1435	3/8	0.80	6,000	24,000	5.0	100
8EFG6K-MTF	70867	4651-1609	1/2	0.95	6,000	24,000	7.0	100
10EFG6K-MTF	70880	4651-1416	5/8	1.09	6,000	24,000	8.0	100
12EFG6K-MTF	70868	4651-1606	3/4	1.24	6,000	24,000	9.5	100
16EFG6K-MTF	70869	4651-1604	1	1.53	6,000	24,000	12.0	50
20EFG6K-MTF	70870	4651-1601	1-1/4	1.97	6,000	24,000	16.5	50

Extremely High Pressure Global G6K Spiral Wire Hose—SAE 100R15

(Meets Flame Resistance Acceptance Designation “MSHA 2G”)

Recommended For: Extremely high-pressure, high-impulse applications such as hydrostatic transmissions. G6K is designed to meet all requirements of SAE 100R15 specifications and performance requirements of EN 856 4SH (-24).

Revolutionary design: Makes designing and plumbing of extremely high-pressure hydraulic systems easy and efficient. 1-1/2" sizes available in 121' through 200' continuous lengths.

Tube: Black, oil resistant, synthetic rubber. (Neoprene – Type A)*.

Reinforcement: Six alternating layers of spiraled, high tensile steel.

Cover: Black, oil resistant, synthetic rubber (Neoprene – Type A)*. Dual gold stripe layline. Available with unique abrasion-resistant MegaTuff® cover.

Temperature Range: -40°F to +250°F (-40°C to +121°C). For water emulsions etc., see page C8.

Couplings (see crimp manual for specifics):

Permanent PCM Couplings (-24), pages D43–52.



Skiving Required for PCM Couplings

SPECIFICATIONS

Description	Part No. (25' Length)	Part No. (Bulk Carton)	Product No. (Bulk Carton)	Hose I.D. (In.)	Hose O.D. (In.)	Working Pressure (psi)	Min. Burst Pressure (psi)	Min. Bend Radius (In.)	Approx. Bulk Carton Length (Ft.)
24G6K*	85566	70313	4651-0673	1-1/2	2.26	6,000	24,000	20.0	50

*24G6K requires a special 24PCM-G6K ferrule.





EFG5K Spiral Wire Hose—SAE 100R13

Extremely High Pressure

(Meets Flame Resistance Acceptance Designation "MSHA 2G")

For Biodegradable Hydraulic Fluids

Recommended For: Extremely high-pressure hydraulic applications. EFG5K is designed to meet all requirements of SAE 100R13 specifications and performance requirements of EN 856 4SH (-16 and -20), EN 856 4SP (-8, -10 and -12) and EN 856 R13. **Compatible with biodegradable hydraulic fluids like polyolester, polyglycol and vegetable oil as well as standard petroleum-based fluids.** Available in 121' through 200' continuous lengths.

Tube: Black, oil resistant synthetic rubber (Nitrile – Type C)*.

Reinforcement: Four (six for -20) layers of alternated, spiraled, high tensile steel wire.

Cover: Black, oil resistant synthetic rubber (Neoprene – Type A)*. Blue stripe with red print layline. Available with unique abrasion-resistant MegaTuff® cover.

Temperature Range: -40°F to +250°F (-40°C to +121°C). For water emulsions etc., see page C8.

Couplings (see crimp manual for specifics):
GS Couplings, pages D6-42.



SPECIFICATIONS

Description	Part No. (Bulk Carton)	Product No. (Bulk Carton)	Hose I.D. (In.)	Hose O.D. (In.)	Working Pressure (psi)	Min. Burst Pressure (psi)	Min. Bend Radius (In.)	Approx. Bulk Carton Length (Ft.)
6EFG5K	70871	4651-1424	3/8	0.80	5,000	20,000	5.0	100
8EFG5K	70864	4651-1372	1/2	0.94	5,000	20,000	7.0	100
10EFG5K	70814	4651-1340	5/8	1.11	5,000	20,000	8.0	100
12EFG5K	70838	4651-1285	3/4	1.24	5,000	20,000	9.5	100
16EFG5K	70834	4651-1286	1	1.53	5,000	20,000	12.0	100
20EFG5K	70835	4651-1287	1-1/4	1.97	5,000	20,000	16.5	50

MEGATUFF® COVER SPECIFICATIONS

MegaTuff® hose lasts up to 300 times longer than standard hose during hose-to-hose and hose-to-metal abrasion tests per ISO 6945.

Description	Part No. (Bulk Carton)	Product No. (Bulk Carton)	Hose I.D. (In.)	Hose O.D. (In.)	Working Pressure (psi)	Min. Burst Pressure (psi)	Min. Bend Radius (In.)	Approx. Bulk Carton Length (Ft.)
6EFG5K-MTF	70872	4651-1436	3/8	0.80	5,000	20,000	5.0	100
8EFG5K-MTF	70873	4651-1608	1/2	0.94	5,000	20,000	7.0	100
10EFG5K-MTF	70879	4651-1410	5/8	1.11	5,000	20,000	8.0	100
12EFG5K-MTF	70874	4651-1605	3/4	1.24	5,000	20,000	9.5	100
16EFG5K-MTF	70875	4651-1603	1	1.53	5,000	20,000	12.0	100
20EFG5K-MTF	70876	4651-1600	1-1/4	1.97	5,000	20,000	16.5	50

Global G5K Spiral Wire Hose—SAE 100R13

Extremely High Pressure

(Meets Flame Resistance Acceptance Designation "MSHA 2G")

Recommended For: Extremely high-pressure hydraulic applications. G5K is designed to meet all requirements of SAE 100R13 specifications and performance requirements of EN 856 4SH (-24, and -32) and EN 856 R13. 1 1/2" to 2" sizes are available in 121' through 200' continuous lengths.

Tube: Black, oil resistant synthetic rubber (Neoprene – Type A)*.

Reinforcement: Six layers of alternated, spiraled, high tensile steel wire.

Cover: Black, oil resistant synthetic rubber (Neoprene – Type A)*. Dual red stripe layline. Available with unique abrasion-resistant MegaTuff® cover.

Temperature Range: -40°F to +250°F (-40°C to +121°C). For water emulsions, etc., see page C8.

Couplings (see crimp manual for specifics):

Permanent PCM Couplings (-24 and -32), pages D43–52.



Skiving Required for PCM Couplings

SPECIFICATIONS

Description	Part No. (25' Length)	Part No. (Bulk Carton)	Product No. (Bulk Carton)	Hose I.D. (In.)	Hose O.D. (In.)	Working Pressure (psi)	Min. Burst Pressure (psi)	Min. Bend Radius (In.)	Approx. Bulk Carton Length (Ft.)
24G5K	85563	70379	4651-0405	1-1/2	2.26	5,000	20,000	20.0	50
32G5K	85564	70380	4651-0406	2	2.80	5,000	20,000	25.0	50

MEGATUFF® COVER SPECIFICATIONS

MegaTuff® hose lasts up to 300 times longer than standard hose during hose-to-hose and hose-to-metal abrasion tests per ISO 6945.

Description	Part No. (25' Length)	Part No. (Bulk Carton)	Product No. (Bulk Carton)	Hose I.D. (In.)	Hose O.D. (In.)	Working Pressure (psi)	Min. Burst Pressure (psi)	Min. Bend Radius (In.)	Approx. Bulk Carton Length (Ft.)
24G5K-MTF	85510	70479	4651-0446	1-1/2	2.26	5,000	20,000	20.0	50
32G5K-MTF	85511	70480	4651-0448	2	2.80	5,000	20,000	25.0	50

* Hose stock specifications on page C7.





(Meets Flame Resistance Acceptance Designation "MSHA 2G")

For Biodegradable Hydraulic Fluids

Recommended for: Extremely high-pressure, high-impulse applications. Exceeds all performance requirements for SAE 100R12, EN 856 R12 and EN 856 4SP (-16). **Compatible with biodegradable hydraulic fluids like polyolester, polyglycol and vegetable oil as well as standard petroleum-based fluids.** Available in 121' through 200' continuous lengths.

Tube: Black, oil resistant synthetic rubber (Nitrile – Type C)*.

Reinforcement: Four alternating layers of spiraled, high tensile steel wire.

Cover: Black, oil resistant, synthetic rubber (Neoprene – Type A)*. Blue stripe with white print layline. Available with unique abrasion-resistant MegaTuff® cover.

Temperature Range: -40°F to +250°F (-40°C to +121°C). For water emulsions etc., see C8.

Couplings (see crimp manual for specifics):
GS Couplings, pages D6-42.

**SPECIFICATIONS**

Description	Part No. (Bulk Carton)	Product No. (Bulk Carton)	Hose I.D. (In.)	Hose O.D. (In.)	Working Pressure (psi)	Min. Burst Pressure (psi)	Min. Bend Radius (In.)	Approx. Bulk Carton Length (Ft.)
6EFG4K	70811	4651-1338	3/8	0.80	4,000	16,000	2.5	100
8EFG4K	70863	4651-1339	1/2	0.94	4,000	16,000	3.5	100
10EFG4K	70813	4651-1367	5/8	1.09	4,000	16,000	4.0	100
12EFG4K	70831	4651-1282	3/4	1.21	4,000	16,000	4.8	100
16EFG4K	70832	4651-1283	1	1.50	4,000	16,000	6.0	100
20EFG4K	70833	4651-1284	1-1/4	1.85	4,000	16,000	8.3	50

PREPACKAGED CUT LENGTHS SPECIFICATIONS

Description	Part No. (25' Length)	Part No. (50' Length)	Product No. (50' Length)	Hose I.D. (In.)	Hose O.D. (In.)	Working Pressure (psi)	Min. Burst Pressure (psi)	Min. Bend Radius (In.)
6EFG4K	85477	85491	4651-1430	3/8	0.80	4,000	16,000	2.5
8EFG4K	85478	85492	4651-1431	1/2	0.94	4,000	16,000	3.5
12EFG4K	85480	85494	4651-1432	3/4	1.09	4,000	16,000	4.0
16EFG4K	85481	85495	4651-1433	1	1.21	4,000	16,000	4.8
20EFG4K	85482	85438	4651-4013	1-1/4	1.85	4,000	16,000	8.3

MEGATUFF® COVER SPECIFICATIONS

MegaTuff® hose lasts up to 300 times longer than standard hose during hose-to-hose and hose-to-metal abrasion tests per ISO 6945.

6EFG4K-MTF	70945	4651-1610	3/8	0.80	4,000	16,000	2.5	100
8EFG4K-MTF	70946	4651-1607	1/2	0.94	4,000	16,000	3.5	100
10EFG4K-MTF	70947	4651-1404	5/8	1.09	4,000	16,000	4.0	100
12EFG4K-MTF	70877	4651-1405	3/4	1.21	4,000	16,000	4.8	100
16EFG4K-MTF	70948	4651-1406	1	1.50	4,000	16,000	6.0	100
20EFG4K-MTF	70949	4651-1602	1-1/4	1.85	4,000	16,000	8.3	50

* Hose stock specifications on page C7.





EFG3K Spiral Wire Hose—SAE 100R12

Extremely High Pressure

(Meets Flame Resistance Acceptance Designation “MSHA 2G”)

For Biodegradable Hydraulic Fluids

Recommended for: Extremely high-pressure, high-impulse applications. Exceeds all performance requirements for SAE 100R12 and EN 856 R12 and performance requirements of EN 856 4SP.

Compatible with biodegradable hydraulic fluids like polyolester, polyglycol and vegetable oil as well as standard petroleum-based fluids. Available in 121' through 200' continuous lengths.

Tube: Black, oil resistant synthetic rubber (Nitrile – Type C)*.

Reinforcement: Four alternating layers of spiraled, high tensile steel wire.

Cover: Black, oil resistant, synthetic rubber (Neoprene – Type A)*. Blue stripe with white print layline. Available with unique abrasion-resistant MegaTuff® cover.

Temperature Range: -40°F to +250°F (-40°C to +121°C). For water emulsions, etc., see page C8.

Couplings (see crimp manual for specifics):
GS Couplings, pages D6-42.



SPECIFICATIONS

Description	Part No. (25' Length)	Part No. (50' Length)	Part No. (Bulk Carton)	Product No. (Bulk Carton)	Hose I.D. (In.)	Hose O.D. (In.)	Working Pressure (psi)	Min. Burst Pressure (psi)	Min. Bend Radius (In.)	Approx. Bulk Carton Length (Ft.)
20EFG3K	85489	85497	70539	4651-1381	1-1/4	1.85	3,000	12,000	8.3	100

PREPACKAGED CUT LENGTHS SPECIFICATIONS

Description	Part No. (Bulk Carton)	Product No. (Bulk Carton)	Hose I.D. (In.)	Hose O.D. (In.)	Working Pressure (psi)	Min. Burst Pressure (psi)	Min. Bend Radius (In.)	Approx. Bulk Carton Length (Ft.)
20EFG3KX50FT	85497	4651-1434	1-1/4	1.85	3,000	12,000	8.3	100

MEGATUFF® COVER SPECIFICATIONS

MegaTuff® hose lasts up to 300 times longer than standard hose during hose-to-hose and hose-to-metal abrasion tests per ISO 6945.

20EFG3K-MTF	85490	70950	4651-1425	1-1/4	1.85	3,000	12,000	8.3	50
-------------	-------	-------	-----------	-------	------	-------	--------	-----	----

Global G3K Spiral Wire Hose

Extremely High Pressure

(Meets Flame Resistance Acceptance Designation “MSHA 2G”)

Recommended for: Extremely high-pressure, high-impulse applications. Exceeds all performance requirements for SAE 100R11, SAE 100R12, EN 856 4SP and EN 856 R12. Available in 121' through 200' continuous lengths.

Tube: Black, oil resistant synthetic rubber (Neoprene – Type A)*.

Reinforcement: Four alternating layers of spiraled, high tensile steel wire.

Cover: Black, oil resistant, synthetic rubber (Neoprene – Type A)*. Dual white stripe layline. Available with unique abrasion-resistant MegaTuff® cover.

Temperature Range: -40°F to +250°F (-40°C to +121°C). For water emulsions, etc., see page C8.

Couplings (see crimp manual for specifics):
GS Couplings, pages D6-42.
Permanent PCS Couplings (-24 and -32), pages D53-63.



SPECIFICATIONS

Description	Part No. (Bulk Carton)	Product No. (Bulk Carton)	Hose I.D. (In.)	Hose O.D. (In.)	Working Pressure (psi)	Min. Burst Pressure (psi)	Min. Bend Radius (In.)	Approx. Bulk Carton Length (Ft.)
24G3K	70587	4651-0536	1-1/2	2.11	3,000	12,000	20.0	50
32G3K	70588	4651-0537	2	2.63	3,000	12,000	25.0	50

MEGATUFF® COVER SPECIFICATIONS

MegaTuff® hose lasts up to 300 times longer than standard hose during hose-to-hose and hose-to-metal abrasion tests per ISO 6945.

24G3K-MTF	70585	4651-0569	1-1/2	2.11	3,000	12,000	20.0	50
32G3K-MTF	70586	4651-0570	2	2.63	3,000	12,000	25.0	50

* Hose stock specifications on page C7.





(Meets Flame Resistance Acceptance Designation “MSHA 2G”)

Recommended For: Very high-pressure hydraulic applications. Exceeds all performance requirements for SAE 100R12 and EN 856 R12 and performance requirements of EN 856 4SP (-16). C12 hose provides excellent impulse life.

Tube: Black, oil resistant, synthetic rubber (Neoprene – Type A)*.

Reinforcement: Four layers of alternated, spiraled high tensile steel wire.


Cover: Black, oil resistant, synthetic rubber (Neoprene – Type A)*. Available with unique abrasion-resistant MegaTuff® cover.

Temperature Range: -40°F to +250°F (-40°C to +121°C). For water emulsions, etc., see page C8.

Couplings (see crimp manual for specifics):

GS Couplings, pages D6-42.

Permanent PCS Couplings (-24 and -32), pages D53-63.



SPECIFICATIONS

Description	Part No. (25' Length)	Part No. (50' Length)	Part No. (Bulk Carton)	Product No. (Bulk Carton)	Hose I.D. (In.)	Hose O.D. (In.)	Working Pressure (psi)	Min. Burst Pressure (psi)	Min. Bend Radius (In.)	Approx. Bulk Carton Length (Ft.)
24C12	85573	85595	70365	4651-0606	1-1/2	2.11	2,500	10,000	20.0	50
32C12	85574	85596	70366	4651-0607	2	2.63	2,500	10,000	25.0	50

MEGATUFF® COVER SPECIFICATIONS

MegaTuff® hose lasts up to 300 times longer than standard hose during hose-to-hose and hose-to-metal abrasion tests per ISO 6945.

24C12-MTF	85517	—	70439	4651-0591	1-1/2	2.13	2,500	10,000	20.0	50
32C12-MTF	85518	—	70440	4651-0593	2	2.65	2,500	10,000	25.0	50

(Meets Flame Resistance Acceptance Designation “MSHA 2G”)

Recommended For: High-pressure hydraulic oil lines. Meets or exceeds the requirements of SAE 100R2AT and SAE 100R2 Type S and performance requirements of EN 853 2SN.

Tube: Black, oil-resistant synthetic rubber (Nitrile – Type C)*.

Reinforcement: Two braids of high-tensile steel wire.

Cover: Black, oil and abrasion resistant thin synthetic rubber (Modified Nitrile – Type C)*.

Temperature Range: -40°F to +212°F (-40°C to +100°C). For water emulsions, etc., see page C8.

Couplings (see crimp manual for specifics):

MegaCrimp® Couplings (except -24 and -32), pages E13-51.

Permanent PC Couplings (-24 and -32), pages E52-68.

Field Attachable "Type T" Couplings, pages E69-76.



SPECIFICATIONS

Description	Part No. (50' Length)	Part No. (100' Length Reel)ⓐ	Part No. (Bulk Reel)	Product No. (Bulk Reel)	Hose I.D. (In.)	Hose O.D. (In.)	Working Pressure (psi)	Min. Burst Pressure (psi)	Min. Bend Radius (In.)	Bulk Reel Length (Ft.)
3G2	86620	—	—	4657-0020	3/16	0.52	6,000	24,000	3.5	—
4G2	86621	—	70605	4657-0625	1/4	0.58	5,800	23,200	4.0	550
6G2	86622	86632	70606	4657-0626	3/8	0.73	4,800	19,200	5.0	400
8G2	86623	86634	70607	4657-0627	1/2	0.86	4,000	16,000	7.0	330
10G2	86626	—	70610	4657-0019	5/8	0.98	3,625	14,500	8.0	220
12G2	86624	86635 [ⓑ]	70608	4657-0620	3/4	1.14	3,100	12,400	9.5	220
16G2	86625	—	70609	4657-0621	1	1.48	2,400	9,600	12.0	165
20G2	—	86627 [ⓐ]	—	4657-0644	1-1/4	1.87	1,825	7,300	16.5	—
24G2	86648	86628 [ⓐ]	—	4657-2491	1-1/2	2.15	1,300	5,000	20.0	—
32G2	86649	86629 [ⓐ]	—	4657-2492	2	2.65	1,175	4,500	25.0	—

ⓐ = 25 ft. length ⓑ = 50 ft. Reel ⓐ = Not necessarily one continuous length

* Hose stock specifications on page C7.





MegaTech™ II Hot Oil/Air Pressure Line— SAE 100R2 Type AT

High Pressure

Recommended For: Multi-purpose high-pressure, high-temperature air compressor lines, petroleum-base or phosphate ester hydraulic fluid supply lines. Meets or exceeds the requirements of SAE 100R2AT and SAE 100R2 Type S.

Tube: Black, oil-resistant synthetic rubber (CPE—Type J)*.

Reinforcement: Two braids of high-tensile steel wire.

Cover: Blue, oil and abrasion-resistant polyester braid.

Temperature Range: -40°F. to +300°F (-40°C to +149°C).
For water emulsions, see page C8.

Couplings (see crimp manual for specifics):

MegaCrimp® Couplings (-20 only), pages E13–51.

Permanent PC Couplings (-24 and -32), pages E52–68.



SPECIFICATIONS

Description	Part No.	Product No.	Hose I.D. (In.)	Hose O.D. (In.)	Working Pressure (psi)	Min. Burst Pressure (psi)	Min. Bend Radius (In.)	Approx. Bulk Carton Length (Ft.)
20 MegaTech™ II	70975	4657-8018	1-1/4	1.89	1,700	6,800	15.0	100
24 MegaTech™ II	70858	4657-2484	1-1/2	2.13	1,500	6,000	20.0	100
32 MegaTech™ II	70859	4657-2485	2	2.61	1,300	5,200	25.0	100

Global G2L PolarFlex™ Hose—SAE 100R2 Type AT

High Pressure

(Meets Flame Resistance Acceptance Designation “MSHA 2G”)

Recommended For: High-pressure hydraulic oil lines. Meets or exceeds the requirements of SAE 100R2AT and SAE 100R2 Type S and performance requirements of EN 853 2SN. Qualified to Mil-DTL-13531 Type II Class B.

Tube: Black, oil-resistant synthetic rubber (Nitrile – Type C)*.

Reinforcement: Two braids of high-tensile steel wire.

Cover: Black, oil and abrasion resistant thin synthetic rubber (Neoprene – Type A)*.

Temperature Range: -70°F to +212°F (-57°C to +100°C).
For water emulsions, etc., see page C8.

Couplings (see crimp manual for specifics):

MegaCrimp® Couplings (except -24 and -32), pages E13–51.

Permanent PC Couplings (-24 and -32), pages E52–68.

Field Attachable “Type T” Couplings, pages E69–76.



SPECIFICATIONS

Description	Part No. (50' Length)	Part No. (Bulk Reel)	Product No. (Bulk Reel)	Hose I.D. (In.)	Hose O.D. (In.)	Working Pressure (psi)	Min. Burst Pressure (psi)	Min. Bend Radius (In.)	Bulk Reel Length (Ft.)
4G2L	85732	70286	4657-2202	1/4	0.58	5,800	23,200	4.0	440
6G2L	85733	70287	4657-2203	3/8	0.73	4,800	19,200	5.0	385
8G2L	85734	70290	4657-2204	1/2	0.86	4,000	16,000	7.0	330
10G2L	85735	70291	4657-2205	5/8	0.98	3,625	14,500	8.0	220
12G2L	85736	70292	4657-2206	3/4	1.14	3,100	12,400	9.5	220
16G2L	85737	70293	4657-2207	1	1.48	2,400	9,600	12.0	165
20G2L	85707	70294	4657-2208	1-1/4	1.87	1,825	7,300	16.5	110
24G2LXCTN	85708	70314	4657-2315	1-1/2	2.20	1,300	5,200	20.0	120
32G2LXCTN	85709	70315	4657-2316	2	2.65	1,175	4,700	25.0	120

M2T® Megaflex® 2-Wire Braid Hose—SAE 100R16

High Pressure

(Meets Flame Resistance Acceptance Designation “MSHA 2G”)

Recommended For: High-pressure hydraulic oil lines. Exceeds SAE 100R16. M2T hose has smaller exterior dimensions and significantly tighter bend radius.

Tube: Black, oil resistant, synthetic rubber (Nitrile – Type C)*.

Reinforcement: Two braids of high tensile steel wire.


Cover: Black, oil, abrasion and weather resistant, synthetic rubber (Modified Nitrile – Type C)*. Dual green stripe layline. Available with unique abrasion-resistant MegaTuff® cover.

Temperature Range: -40°F to +212°F (-40°C to +100°C).
For water emulsions, etc., see page C8.

Couplings (see crimp manual for specifics):

MegaCrimp® Couplings, pages E13–51.

Permanent Stainless Steel PC Couplings, pages E52–53.



SPECIFICATIONS

Description	Part No. (50' Length)	Part No. (Bulk Reel)	Product No. (Bulk Reel)	Hose I.D. (In.)	Hose O.D. (In.)	Working Pressure (psi)	Min. Burst Pressure (psi)	Min. Bend Radius (In.)	Bulk Reel Length (Ft.)
4M2T	85600	70390	4657-1552	1/4	0.54	5,000	20,000	2.0	550
6M2T	85601	70391	4657-1555	3/8	0.69	4,000	16,000	2.5	385
8M2T	85602	70392	4657-1559	1/2	0.81	3,500	14,000	3.5	330
10M2T	85603	70393	4657-1563	5/8	0.95	3,000	12,000	4.0	220
12M2T	85604	70394	4657-1567	3/4	1.10	2,250	9,000	4.8	220
16M2T	85605	70395	4657-1571	1	1.38	2,000	8,000	6.0	165

MEGATUFF® COVER SPECIFICATIONS

MegaTuff® hose lasts up to 300 times longer than standard hose during hose-to-hose and hose-to-metal abrasion tests per ISO 6945.

Description	Part No. (50' Length)	Part No. (Bulk Reel)	Product No. (Bulk Reel)	Hose I.D. (In.)	Hose O.D. (In.)	Working Pressure (psi)	Min. Burst Pressure (psi)	Min. Bend Radius (In.)	Bulk Reel Length (Ft.)
4M2T-MTF	85534	70387	4657-0222	1/4	0.54	5,000	20,000	2.0	350
6M2T-MTF	85535	70388	4657-0223	3/8	0.69	4,000	16,000	2.5	330
8M2T-MTF	85536	70389	4657-0224	1/2	0.81	3,500	14,000	3.5	330
10M2T-MTF	85537	70407	4657-0225	5/8	0.95	3,000	12,000	4.0	220
12M2T-MTF	85538	70408	4657-0226	3/4	1.10	2,250	9,000	4.8	220
16M2T-MTF	85539	70409	4657-0227	1	1.38	2,000	8,000	6.0	165

* Hose stock specifications on page C7.

CM2T Megaflex® TwinLine 2-Wire —SAE 100R16



(Meets Flame Resistance Acceptance Designation “MSHA 2G”)

Recommended For: High-pressure hydraulic oil lines joined together for easier plumbing and routing. Meets SAE 100R16 requirements. CM2T hose has smaller exterior dimensions and significantly tighter bend radius. Exceeds performance standards of EN 857 2SC and ISO/DIS 1436.

Tube: Black, oil resistant, synthetic rubber (Nitrile – Type C)*.

Reinforcement: Two braids of high tensile steel wire.

Cover: Black, oil, abrasion and weather resistant, synthetic rubber (Modified Nitrile – Type C)*.

Temperature Range -40°F to +212°F (-40°C to +100°C).
For water emulsions, etc., see page C8.

Couplings (see crimp manual for specifics):

MegaCrimp® Couplings, pages E13–51.



SPECIFICATIONS

Description	Part No. (50' Length)	Part No. (Bulk Reel)	Product No. (Bulk Reel)	Hose I.D. (In.)	Hose O.D. (In.)	Working Pressure (psi)	Min. Burst Pressure (psi)	Min. Bend Radius (In.)	Bulk Reel Length (Ft.)
6CM2T	85544	70350	4657-99002	3/8	0.70	4,800	19,200	3.5	215
8CM2T	85545	70351	4657-99665	1/2	0.82	4,000	16,000	5.0	180

Global M6K Mega6000™ Hose

(Meets Flame Resistance Acceptance Designation “MSHA 2G”)

Recommended For: High-pressure hydraulic applications. Provides tighter than standard minimum bend radius and greater flexibility for easier plumbing.

Tube: Black, oil resistant, synthetic rubber (Nitrile - Type C)*.

Reinforcement: Two braids of high tensile steel wire.

Cover: Black, oil, abrasion and weather resistant, synthetic rubber (Modified Nitrile – Type C)*.

Temperature Range -40°F to +212°F (-40°C to +100°C).
For water emulsions, etc., see page C8.

Couplings (see crimp manual for specifics):

MegaCrimp® Couplings, pages E13–51.



SPECIFICATIONS

Description	Part No. (Bulk Reel)	Product No. (Bulk Reel)	Hose I.D. (In.)	Hose O.D. (In.)	Working Pressure (psi)	Min. Burst Pressure (psi)	Min. Bend Radius (In.)	Bulk Reel Length (Ft.)
4M6K	70599	4657-2697	1/4	0.58	6,000	24,000	2.0	440

Global M5K Mega5000® Hose

(Meets Flame Resistance Acceptance Designation “MSHA 2G”)

Recommended For: High-pressure hydraulic applications. Provides tighter than standard minimum bend radius and greater flexibility for easier plumbing.

Tube: Black, oil resistant, synthetic rubber (Nitrile - Type C)*.

Reinforcement: Two braids of high tensile steel wire.

Cover: Black, oil, abrasion and weather resistant, synthetic rubber (Modified Nitrile – Type C)*.

Temperature Range: -40°F to +212°F (-40°C to +100°C).
For water emulsions, etc., see page C8.

Couplings (see crimp manual for specifics):

MegaCrimp® Couplings, pages E13–51.



SPECIFICATIONS

Description	Part No. (50' Length)	Part No. (Bulk Reel)	Product No. (Bulk Reel)	Hose I.D. (In.)	Hose O.D. (In.)	Working Pressure (psi)	Min. Burst Pressure (psi)	Min. Bend Radius (In.)	Bulk Reel Length (Ft.)
4M5K	85607	70596	4657-1100	1/4	0.54	5,000	20,000	2.0	440
5M5K	–	70449	4657-8006	5/16	0.61	5,000	20,000	2.2	350
6M5K	85606	70597	4657-2695	3/8	0.69	5,000	20,000	2.5	330
8M5K	85608	70598	4657-2650	1/2	0.86	5,000	20,000	3.5	220

* Hose stock specifications on page C7.





Global M4K+ Mega4000® Hose—SAE 100R19

High Pressure

(Meets Flame Resistance Acceptance Designation “MSHA 2G”)

Recommended For: High-pressure hydraulic applications. Provides tighter than standard minimum bend radius and greater flexibility for easier plumbing. *The plus symbol indicates development testing at 150% of maximum working pressure up to 600,000 impulse cycles.*

Tube: Black, oil resistant, synthetic rubber (Nitrile - Type C)*.

Reinforcement: Two braids of high tensile steel wire.

Cover: Black, oil, abrasion and weather resistant, synthetic rubber (Modified Nitrile – Type C₂)*. Available with unique abrasion-resistant MegaTuff® or XtraTuff™ cover.

Temperature Range: -40°F to +212°F (-40°C to +100°C). For water emulsions, etc., see page C8.

Couplings (see crimp manuals for specifics):

MegaCrimp® Couplings, pages E13–51.

GS Couplings available for 3/4”, pages D6–42.



SPECIFICATIONS

Description	Part No. (50' Length)	Part No. (Bulk Reel)	Product No. (Bulk Reel)	Hose I.D. (In.)	Hose O.D. (In.)	Working Pressure (psi)	Min. Burst Pressure (psi)	Min. Bend Radius (In.)	Bulk Reel Length (Ft.)
4M4K+	85616	70829	4657-1467	1/4	0.54	4,000	16,000	2.0	440
5M4K+	—	70457	4657-8015	5/16	0.61	4,000	16,000	2.2	350
6M4K+	85617	70821	4657-1458	3/8	0.69	4,000	16,000	2.5	330
8M4K+	85618	70822	4657-1459	1/2	0.86	4,000	16,000	3.5	220
10M4K+	85619	70823	4657-1460	5/8	0.98	4,000	16,000	4.0	220
12M4K+	85620	70824	4657-1461	3/4	1.14	4,000	16,000	4.8	220

XTRATUFF™ COVER SPECIFICATIONS

XtraTuff™ hose lasts up to 25 times longer than standard hose during hose-to-hose and hose-to-metal abrasion tests per ISO 6945.

4M4K+-XTF	—	70693	4657-2281	1/4	0.54	4,000	16,000	2.0	440
5M4K+-XTF	—	70459	4657-8016	5/16	0.61	4,000	16,000	2.3	350
6M4K+-XTF	85542	70694	4657-2283	3/8	0.69	4,000	16,000	2.5	330
8M4K+-XTF	85543	70695	4657-2284	1/2	0.86	4,000	16,000	3.5	220
10M4K+-XTF	—	70696	4657-2285	5/8	0.98	4,000	16,000	4.0	220
12M4K+-XTF	—	70697	4657-2286	3/4	1.14	4,000	16,000	4.8	220

MEGATUFF® COVER SPECIFICATIONS

MegaTuff® hose lasts up to 300 times longer than standard hose during hose-to-hose and hose-to-metal abrasion tests per ISO 6945.

4M4K+-MTF	85519	70693	4657-1477	1/4	0.54	4,000	16,000	2.0	350
6M4K+-MTF	85520	70825	4657-1479	3/8	0.69	4,000	16,000	2.5	330
8M4K+-MTF	85521	70826	4657-1480	1/2	0.86	4,000	16,000	3.5	220
10M4K+-MTF	85522	70827	4657-1481	5/8	0.98	4,000	16,000	4.0	220
12M4K+-MTF	85524	70828	4657-1482	3/4	1.14	4,000	16,000	4.8	190

M4KH Mega4000® Hose—SAE 100R19

High Pressure

(Meets Flame Resistance Acceptance Designation “MSHA 2G”)

Recommended For: High-pressure hydraulic applications. Exceeds SAE 100R19.

Tube: Black, oil-resistant, synthetic rubber (Nitrile)

Reinforcement: Two braids of high-tensile steel wire.

Cover: Black, oil, abrasion and weather resistant thin synthetic rubber. (Neoprene-CR) Flame resistance – MSHA 2G

Temperature Range: -40°F to +250°F (-40°C to +121°C).

Couplings (see crimp manuals for specifics):

MegaCrimp® Couplings, pages E13–51.

GS Couplings available for 3/4”, pages D6–42.



SPECIFICATIONS

Description	Part No. (50' Length)	Part No. (Bulk Reel)	Product No. (Bulk Reel)	Hose I.D. (In.)	Hose O.D. (In.)	Working Pressure (psi)	Min. Burst Pressure (psi)	Min. Bend Radius (In.)	Bulk Reel Length (Ft.)
4M4KH	85540	70901	4657-2381	1/4	0.54	4,000	16,000	2.0	440
6M4KH	85546	70902	4657-2383	3/8	0.69	4,000	16,000	2.5	330
8M4KH	85547	70903	4657-2384	1/2	0.82	4,000	16,000	3.5	220
10M4KH	85548	70904	4657-2385	5/8	0.98	4,000	16,000	4.0	220
12M4KH	85549	70905	4657-2386	3/4	1.16	4,000	16,000	4.75	220

MEGATUFF® COVER SPECIFICATIONS

MegaTuff® hose lasts up to 300 times longer than standard hose during hose-to-hose and hose-to-metal abrasion tests per ISO 6945.

4M4KH-MTF	85448	70956	4657-2157	1/4	0.54	4,000	16,000	2.0	350
6M4KH-MTF	85449	70957	4657-2159	3/8	0.69	4,000	16,000	2.5	330
8M4KH-MTF	85450	70958	4657-2160	1/2	0.82	4,000	16,000	3.5	220
10M4KH-MTF	85451	70959	4657-2161	5/8	0.98	4,000	16,000	4.0	220
12M4KH-MTF	85452	70973	4657-2396	3/4	1.16	4,000	16,000	4.75	190

* Hose stock specifications on page C7.





(Meets Flame Resistance Acceptance Designation “MSHA 2G”)

Recommended For: High-pressure hydraulic oil lines. Exceeds SAE 100R17 requirements and performance requirements of EN 857 1SC. M3K hose has smaller exterior dimensions and significantly tighter bend radius than other SAE 100R1 and 100R2 hose.

Tube: Black, oil resistant, synthetic rubber (Nitrile – Type C)*.

Reinforcement: Braided high tensile steel wire. -4, -5, -6 and -8 sizes are one braid; -10, -12 and -16 sizes are two braid.

Cover: Black, oil, abrasion and weather resistant, synthetic rubber (Modified Nitrile – Type C₂)*. Available with unique abrasion-resistant MegaTuff® or XtraTuff™ cover.

Temperature Range: -40°F to +212°F (-40°C to +100°C). For water emulsions, etc., see page C8.

Couplings (see crimp manual for specifics):

MegaCrimp® Couplings, pages E13–51.
GS Couplings available for 1”, pages D6–42.
Permanent PC Couplings (-3 only), pages E52–68.



SPECIFICATIONS

Description	Part No. (50' Length)	Part No. (Bulk Reel)	Product No. (Bulk Reel)	Hose I.D. (In.)	Hose O.D. (In.)	Working Pressure (psi)	Min. Burst Pressure (psi)	Min. Bend Radius (In.)	Bulk Reel Length (Ft.)
3M3K	–	70352	4657-1155	3/16	0.42	3,000	12,000	1.8	440
4M3K	85624	70485	4657-1157	1/4	0.47	3,000	12,000	2.0	440
5M3K	85609	70575	4657-2216	5/16	0.59	3,000	12,000	2.2	385
6M3K	85625	70486	4657-1158	3/8	0.62	3,000	12,000	2.5	330
8M3K	85626	70487	4657-1159	1/2	0.78	3,000	12,000	3.5	220
10M3K	85627	70488	4657-1173	5/8	0.98	3,000	12,000	4.0	220
12M3K	85628	70489	4657-0679	3/4	1.14	3,000	12,000	4.8	220
16M3K	85629	70490	4657-1163	1	1.48	3,000	12,000	6.0	165

XTRATUFF™ COVER SPECIFICATIONS

XtraTuff™ hose lasts up to 25 times longer than standard hose during hose-to-hose and hose-to-metal abrasion tests per ISO 6945.

3M3K-XTF	–	70969	4657-2301	3/16	0.42	3,000	12,000	1.8	440
4M3K-XTF	85541	70569	4657-2302	1/4	0.47	3,000	12,000	2.0	440
5M3K-XTF	–	70568	4657-2300	5/16	0.59	3,000	12,000	2.2	385
6M3K-XTF	–	70570	4657-1098	3/8	0.62	3,000	12,000	2.5	330
8M3K-XTF	–	70571	4657-2248	1/2	0.78	3,000	12,000	3.5	220
10M3K-XTF	–	70572	4657-2249	5/8	0.98	3,000	12,000	4.0	220
12M3K-XTF	–	70573	4657-2250	3/4	1.14	3,000	12,000	4.8	220
16M3K-XTF	–	70574	4657-2307	1	1.56	3,000	12,000	6.0	165

MEGATUFF® COVER SPECIFICATIONS

MegaTuff® hose lasts up to 300 times longer than standard hose during hose-to-hose and hose-to-metal abrasion tests per ISO 6945.

4M3K-MTF	85525	70565	4657-1181	1/4	0.47	3,000	12,000	2.0	440
6M3K-MTF	85526	70566	4657-1182	3/8	0.62	3,000	12,000	2.5	330
8M3K-MTF	85527	70567	4657-1183	1/2	0.78	3,000	12,000	3.5	330
10M3K-MTF	85528	70559	4657-1184	5/8	0.98	3,000	12,000	4.0	220
12M3K-MTF	85529	70560	4657-1185	3/4	1.14	3,000	12,000	4.8	220
16M3K-MTF	85530	70562	4657-1186	1	1.56	3,000	12,000	6.0	165

Recommended For: High-pressure hydraulic oil lines. Meets SAE 100R17 requirements and performance requirements of EN 857 1SC. M3KH hose has smaller exterior dimensions and significantly tighter bend radius than other SAE 100R1 and 100R2 hose.

Tube: Black, oil resistant, synthetic rubber (Nitrile – Type C)*.

Reinforcement: One braid of high tensile steel wire.

Cover: Black, oil, abrasion and weather resistant, synthetic rubber. (Modified Nitrile – Type C₂)*.

Temperature Range: -40°F to +250°F (-40°C to +121°C). For water emulsions, etc., see page C8.

Couplings (see crimp manual for specifics):

MegaCrimp® Couplings, pages E13–51.



SPECIFICATIONS

Description	Part No. (Bulk Reel)	Prod. No. (Bulk Reel)	Hose I.D. (In.)	Hose O.D. (In.)	Working Pressure (psi)	Min. Burst Pressure (psi)	Min. Bend Radius (In.)	Bulk Reel Length (Ft.)
4M3KH	70898	4657-2664	1/4	0.47	3,000	12,000	2.0	440
6M3KH	70899	4657-2696	3/8	0.62	3,000	12,000	2.5	330
8M3KH	70953	4657-1360	1/2	0.78	3,000	12,000	3.5	220
10M3KH	70954	4657-1361	5/8	0.98	3,000	12,000	4.0	220
12M3KH	70955	4657-1362	3/4	1.14	3,000	12,000	4.8	220
16M3KH	70907	4657-1363	1	1.56	3,000	12,000	6.0	165

* Hose stock specifications on page C7.





Global G2H High-Temp 2-Wire Braid Hose—SAE 100R2 Type AT

High Pressure

(Meets Flame Resistance Acceptance Designation “MSHA 2G”)

Recommended For: High-pressure hydraulic oil lines. Meets or exceeds the requirements of SAE 100R2AT and performance requirements of EN 853.

Tube: Black, oil-resistant synthetic rubber (Nitrile – Type C)*.

Reinforcement: Two braids of high-tensile steel wire.

Cover: Black, oil-resistant synthetic rubber (Hypalon† – Type M)*. Available with unique abrasion-resistant MegaTuff® cover.

Temperature Range: -40°F to +275°F (-40°C to +135°C) constant and +300°F (+149°C) intermittent (up to 10% of operating time). For water emulsions, etc., see page C8.

Couplings (see crimp manual for specifics):

MegaCrimp® Couplings (-20), pages E13–51.

Permanent PC Couplings (-24 and -32), pages E52–68.

Field Attachable “Type T” Couplings, pages E69–76.



SPECIFICATIONS

Description	Part No. (50' Length)	Part No. (Bulk Carton)	Product No. (Bulk Carton)	Hose I.D. (In.)	Hose O.D. (In.)	Working Pressure (psi)	Min. Burst Pressure (psi)	Min. Bend Radius (In.)	Approx. Bulk Carton Length (Ft.)
20G2H	86520	70230	4657-0930	1-1/4	1.87	1,650	6,600	16.5	100
24G2H	86518	70241	4657-0931	1-1/2	2.15	1,300	5,000	20.0	100
32G2H	86519	70242	4657-0932	2	2.65	1,175	4,500	25.0	100

PREPACKAGED CUT LENGTHS

20G2H-X50FT	86520	4657-0925	1-1/4	1.87	1,650	6,600	16.5	50
24G2H-X50FT	86518	4657-0927	1-1/2	2.15	1,300	5,000	20.0	50
32G2H-X50FT	86519	4657-0926	2	2.65	1,175	4,500	25.0	50

MEGATUFF® COVER SPECIFICATIONS

MegaTuff® hose lasts up to 300 times longer than standard hose during hose-to-hose and hose-to-metal abrasion tests per ISO 6945.

20G2H-MTF	—	70897	4657-2573	1-1/4	1.87	1,650	6,600	16.5	100
24G2H-MTF	—	70188	4657-2151	1-1/2	2.15	1,300	5,000	20.0	100
32G2H-MTF	—	70189	4657-2152	2	2.65	1,175	4,500	25.0	100

† Hypalon is a registered trademark of DuPont.

Hot Oiler 2-Wire Braid Hose

High Pressure

Recommended For: Static pressure, hot oiler applications. Designed specifically to handle the transfer of hot oil at 275°F continuous, 300°F intermittent to clear the paraffin around the casing to help start the flow of oil to the surface.

Tube: Black, oil-resistant synthetic rubber (Nitrile-Type C)

Reinforcement: Two braids of high-tensile steel wire.

Cover: Black, oil and abrasion resistant synthetic rubber (Hypalon -Type M)

Temperature Range: -40°F to +300°F (-40°C to 149°C)

Couplings (see crimp manual for specifics):

Permanent PC Couplings, pages E52–68.

Field Attachable “Type T” Couplings, pages E69–76.



SPECIFICATIONS

Description	Part No. (Bulk Carton)	Product No. (Bulk Carton)	Hose I.D. (In.)	Hose O.D. (In.)	Working Pressure (psi)	Min. Burst Pressure (psi)	Min. Bend Radius (In.)	Approx. Bulk Carton Length (Ft.)
24HO	70860	4657-0063	1-1/2	2.15	2,300	6,900	20.0	120

* Hose stock specifications on page C7.



(Meets Flame Resistance Acceptance Designation “MSHA 2G”)

Recommended For: High-pressure hydraulic applications where pressure or temperature requirements exceed SAE 100R2AT Type S and EN853 2SN or where resistance to either petroleum-based or phosphate ester fluids is required.

Tube: Black, oil and chemical resistant synthetic rubber. (CPE)

Reinforcement: Two braids of high-tensile steel wire.

Cover: Blue, oil and abrasion resistant thin synthetic rubber. (CSM)
Flame resistance - U.S. MSHA 2G

Temperature Range: Petroleum based fluids: -40°F to +300°F.
Phosphate esters fluids as recommended by the fluid manufacturer, but within a range of -40°F to +212°F. For water emulsions: Max. +225°F Pressure lines, Max. +180°F Return lines.

Couplings (see crimp manual for specifics):

MegaCrimp® Couplings, pages E13–51.



SPECIFICATIONS

Description	Part No. (50' Length)	Part No. (Bulk Reel)	Product No. (Bulk Reel)	Hose I.D. (In.)	Hose O.D. (In.)	Working Pressure (psi)	Min. Burst Pressure (psi)	Min. Bend Radius (In.)	Bulk Reel Length (Ft.)
4G2XH	85798	70966	4657-2541	1/4	.58	6,000	24,000	4.0	550
6G2XH	85799	70967	4657-2542	3/8	.73	5,000	20,000	5.0	550
8G2XH	85800	70968	4657-2543	1/2	.86	4,250	17,000	7.0	330
10G2XH	85801	70803	4657-2544	5/8	.98	3,625	14,500	8.0	220
12G2XH	85802	70909	4657-2545	3/4	1.14	3,100	12,400	9.5	220
16G2XH	85803	70878	4657-2546	1	1.48	2,500	10,000	12.0	165

(Meets Flame Resistance Acceptance Designation “MSHA 2G”)

Recommended For: Hydraulic jack applications. Meets Material Handling Institute specification IJ 100 for hydraulic hose and assemblies used with jacking systems.

Tube: Black, oil resistant, synthetic rubber (Nitrile – Type C)*.

Reinforcement: Two braids of high tensile steel wire.

Cover: Black, oil and abrasion resistant synthetic rubber (Modified Nitrile – Type C₂)*. Available with unique abrasion-resistant MegaTuff® cover.

Temperature Range: -40°F to +120°F (-40°C to +49°C).

Couplings (see crimp manual for specifics):

Use MegaCrimp® Male Pipe Long Nose Couplings on jack end of assembly for engagement, page E13.



SPECIFICATIONS

Description	Part No. (50' Length)	Part No. (Bulk Reel)	Product No. (Bulk Reel)	Hose I.D. (In.)	Hose O.D. (In.)	Working Pressure (psi) (static only)*	Min. Burst Pressure (psi)	Min. Bend Radius (In.)	Bulk Reel Length (Ft.)
4J2AT	85650	70800	4657-1400	1/4	0.58	10,000	20,000	4.0	350
6J2AT	85651	70801	4657-1404	3/8	0.74	10,000	20,000	5.0	330

MEGATUFF® COVER SPECIFICATIONS

MegaTuff® hose lasts up to 300 times longer than standard hose during hose-to-hose and hose-to-metal abrasion tests per ISO 6945.

4J2AT-MTF	—	70469	4657-1188	1/4	0.58	10,000	20,000	4.0	350
6J2AT-MTF	—	70471	4657-1189	3/8	0.74	10,000	20,000	5.0	330

* Static (non-impulse) pressure rating for hydraulic jack applications only.

* Hose stock specifications on page C7.





G1 1-Wire Braid Hose—SAE 100R1 Type AT

Medium Pressure

(Meets Flame Resistance Acceptance Designation “MSHA 2G”)

Recommended For: Medium pressure hydraulic lines. Meets or exceeds the requirements of SAE 100R1 Type AT and SAE 100R1 Type S and performance requirements of EN 853 1SN.

Tube: Black, oil-resistant synthetic rubber (Nitrile – Type C)*.

Reinforcement: One braid of high-tensile steel wire.

Cover: Black, oil and abrasion-resistant synthetic rubber (Modified Nitrile – Type C₂)*.

Temperature Range: -40°F to +212°F (-40°C to +100°C). For water emulsions, etc., see page C8.

Couplings (see crimp manual for specifics):

MegaCrimp® Couplings (except -3, -24 and -32), pages E13–51.
Permanent PC Couplings (-3, -24 and -32), pages E52–68.
Field Attachable “Type T” Couplings, pages E69–76.



SPECIFICATIONS

Description	Part No. (50' Length)	Part No. (100' Length Reel [®])	Part No. (Bulk Reel)	Product No. (Bulk Reel)	Hose I.D. (In.)	Hose O.D. (In.)	Working Pressure (psi)	Min. Burst Pressure (psi)	Min. Ben Radius (In.)	Bulk Reel Length (Ft.)
3G1	—	—	70611	4657-0599	3/16	0.47	3,625	14,500	3.0	440
4G1	86611	—	70600	4657-0120	1/4	0.53	3,275	13,100	4.0	440
5G1	—	—	70970	4657-0116	5/16	0.59	3,125	12,500	4.5	350
6G1	86612	86631	70601	4657-0121	3/8	0.69	2,600	10,400	5.0	385
8G1	86613	86633	70602	4657-0122	1/2	0.82	2,325	9,300	7.0	330
10G1	—	—	70612	4657-0115	5/8	0.94	1,900	7,600	8.0	220
12G1	86614	—	70603	4657-0123	3/4	1.10	1,525	6,100	9.0	220
16G1	86615	—	70604	4657-0124	1	1.41	1,275	5,100	12.0	165
20G1	—	—	70971	4657-0646	1-1/4	1.71	925	3,700	16.0	120
24G1	—	—	70278	4657-2489	1-1/2	1.96	725	2,900	20.0	120
32G1	—	—	70279	4657-2490	2	2.52	600	2,700	25.0	120

[®]Not necessarily one continuous length.

G1H High-Temp 1-Wire Braid Hose —SAE 100R1 Type AT

Medium Pressure

(Meets Flame Resistance Acceptance Designation “MSHA 2G”)

Recommended For: Medium pressure hydraulic oil lines. Meets or exceeds requirements of SAE 100R1 Type AT.

Tube: Black, oil resistant, synthetic rubber (Nitrile – Type C)*.

Reinforcement: One braid of high tensile steel wire.

Cover: Black, oil and abrasion resistant synthetic rubber (Hypalon† – Type M).

Temperature Range: -40°F to +275°F (-40°C to +135°C) constant and +300°F (+149°C) intermittent (up to 10% of operating time). For water emulsions, etc., see page C8.

Couplings (see crimp manual for specifics):

MegaCrimp® Couplings (except -24 and -32), pages E13–51.
Permanent PC Couplings (-24 and -32), pages E52–68.



SPECIFICATIONS

Description	Part No. (50' Length)	Part No. (Bulk Carton)	Product No. (Bulk Reel)	Hose I.D. (In.)	Hose O.D. (In.)	Working Pressure (psi)	Min. Burst Pressure (psi)	Min. Bend Radius (In.)	Bulk Reel Length (Ft.)
4G1H	85922	70206	4657-2175	1/4	0.53	2,750	11,000	4.0	440
6G1H	85923	70207	4657-2176	3/8	0.69	2,250	9,000	5.0	385
8G1H	85924	70208	4657-2177	1/2	0.82	2,000	8,000	7.0	330
10G1H	85925	70214	4657-2178	5/8	0.94	1,500	6,000	8.0	220
12G1H	85938	70209	4657-2179	3/4	1.10	1,250	5,000	9.5	220
16G1H	85934	70210	4657-2180	1	1.41	1,000	4,000	12.0	165
20G1H	85935	70211	4657-0940	1-1/4	1.72	625	2,500	16.0	120
24G1H	85936	70212	4657-0934	1-1/2	1.96	725	2,900	20.0	120
32G1H	85937	70213	4657-0935	2	2.52	600	2,400	25.0	120

† Hypalon is a registered trademark of DuPont.

* Hose stock specifications on page C7.





(Meets Flame Resistance Acceptance Designation “MSHA 2G”)

Recommended For: Low-pressure powder fire suppressant applications on mining, forestry and fire fighting equipment. The red cover is for easy visual identification in these applications. Meets performance requirements 100R Type S.

Tube: Black, oil-resistant synthetic rubber (Nitrile – Type C)*.

Reinforcement: One braid of high-tensile steel wire.

Cover: Red, oil and abrasion resistant (Modified Nitrile – Type C₂)*.

Temperature Range: -40°F to +212°F (-40°C to +100°C). For water emulsions, etc., see page C8.

Couplings (see crimp manual for specifics):

MegaCrimp® Couplings, pages E13–51.
Permanent PC Couplings, pages E52–68.



SPECIFICATIONS

Description	Part No. (Bulk Reel)	Product No. Carton	Hose I.D. (In.)	Hose O.D. (In.)	Working Pressure (psi)	Min. Burst Pressure (psi)	Min. Bend Radius (In.)	Bulk Reel Length Ft.
3RFS	H24100-03F	4657-2145	3/16	0.45	3,000	12,000	3.0	440
4RFS	H24100-04F	4657-3314	1/4	0.53	2,750	11,000	4.0	440
6RFS	H24100-06F	4657-3313	3/8	0.68	2,250	9,000	5.0	300
8RFS	H24100-08F	4657-3315	1/2	0.80	2,000	8,000	7.0	330
12RFS	H24100-12F	4657-3316	3/4	1.09	1,250	5,000	9.5	300
16RFS	H24100-16F	4657-2155	1	1.41	1,000	4,000	12.0	165

Recommended For: Hydraulic oil lines, anti-freeze solutions or water. Meets or exceeds requirements of SAE 100R3.

Tube: Black, synthetic rubber (Nitrile – Type C)*.

Reinforcement: Two fiber braids.

Cover: Black, oil and abrasion resistant, synthetic rubber (Neoprene – Type A)*.

Temperature Range: For hydraulic oil lines -40°F to +275°F (-40°C to +135°C) constant and +300°F (+149°C) intermittent (up to 10% of operating time). For water emulsions, etc., see page C8.

Couplings (see crimp manual for specifics):

Permanent PC Couplings, pages E52–68.



SPECIFICATIONS

Description	Part No. (25' Length)	Part No. (Bulk Carton)	Product No. (Bulk Carton)	Hose I.D. (In.)	Hose O.D. (In.)	Working Pressure (psi)	Min. Burst Pressure (psi)	Min. Bend Radius (In.)	Vacuum (In. Hg)	Approx. Bulk Carton Length (Ft.)
4G3H	85951	70127	3319-0088	1/4	0.56	1,250	5,000	3.0	28	455
5G3H	85950	70745	3319-4287	5/16	0.66	1,200	4,750	3.5	28	330
6G3H	85952	70128	3319-0087	3/8	0.75	1,125	4,500	4.0	28	300
8G3H	85953	70126	3319-0090	1/2	0.94	1,000	4,000	5.0	28	225
10G3H	–	70421	3319-4288	5/8	1.10	875	3,500	5.5	28	200
12G3H	85954	70119	3319-0091	3/4	1.25	750	3,000	6.0	28	160
16G3H	85955	70120	3319-0092	1	1.50	565	2,250	8.0	20	100
20G3H	85956	70121	3319-0071	1-1/4	1.75	375	1,500	10.0	15	80
24G3H	85957	70422	3319-4289	1-1/2	1.94	300	1,200	12.0	10	120

* Hose stock specifications on page C7.





GTH High-Temp 1-Fiber Braid Hose—SAE 100R6 Medium Pressure

Recommended For: Hydraulic oil lines, heavy-duty transmission oil cooler lines and glycol anti-freeze solutions. Meets or exceeds requirements of SAE 100R6.

Tube: Black, specially compounded, synthetic rubber (Nitrile – Type C)*.

Reinforcement: One fiber braid.

Cover: Black, oil and abrasion resistant, synthetic rubber (Neoprene – Type A)*.

Temperature Range: For hydraulic oil lines -40°F to +275°F (-40°C to +135°C) constant and +300°F (+149°C) intermittent (up to 10% of operating time). For water emulsions, etc., see page C8.

Couplings (see crimp manual for specifics):

MegaCrimp® Couplings (except -3), pages E13–51.

Permanent PC Couplings (-3), pages E52–68.

GLP Couplings (except -3 and -5), pages G16–18.



SPECIFICATIONS

Description	Part No. (50' Length)	Part No. (Bulk Carton)	Product No. (Bulk Carton)	Hose I.D. (In.)	Hose O.D. (In.)	Working Pressure (psi)	Min. Burst Pressure (psi)	Min. Bend Radius (In.)	Vacuum (In. Hg)	Approx. Bulk Carton Length (Ft.)
3GTH	—	70106	3319-3301	3/16	0.44	500	2,000	2.0	28	715
4GTH	—	70107	3319-3305	1/4	0.50	400	1,600	2.5	28	550
5GTH	86687	70105 ^o	3319-3310	5/16	0.56	400	1,600	3.0	28	500
6GTH	86688	70129 ^o	3319-3315	3/8	0.63	400	1,600	3.0	28	550
8GTH	86618	70131 ^o	3319-3320	1/2	0.78	400	1,600	4.0	18	280
10GTH	86695 ^o	70111	3319-3325	5/8	0.91	350	1,400	5.0	15	250
12GTH	—	70130	3319-3335	3/4	1.06	300	1,200	5.5	15	250
16GTH	—	70746	3319-3345	1	1.13	250	1,000	8.0	10	165

^o25' Length

^o250' Bulk Reel Lengths

M500 Hydraulic Hose

Medium Pressure

Recommended For: Pilot lines, pressure return lines, 500 psi or less pressure applications.

Tube: Black, oil-resistant synthetic rubber (NBR).

Reinforcement: One braid of high-tensile steel wire.

Cover: Black, oil and abrasion resistant, synthetic rubber, flame resistance U.S. MSHA 2G.

Temperature Range: -40°F to +212°F (-40°C to +100°C).

Couplings (see crimp manual for specifics):

MegaCrimp® Couplings, pages E13–51.

GLP Couplings, pages G16–18.



SPECIFICATIONS

Description	Part No. (Bulk Reel)	Product No. (Bulk Reel)	Hose I.D. (In.)	Hose O.D. (In.)	Working Pressure (psi)	Min. Burst Pressure (psi)	Min. Bend Radius (In.)	Wt. Per 100 (Ft.) (Lbs.)	Approx. Bulk Carton Length (Ft.)
4M500	70747	4657-8027	1/4	.480	500	2,000	2.00	11	440
6M500	70748	4657-8028	3/8	.630	500	2,000	2.50	18	330
8M500	70749	4657-8029	1/2	.760	500	2,000	3.50	23	220
10M500	70752	4657-8030	5/8	.925	500	2,000	4.00	31	220
12M500	70770	4657-8031	3/4	1.085	500	2,000	4.75	40	220
16M500	70974	4657-8032	1	1.395	500	2,000	6.00	58	165

SPECIFICATIONS

Description	Part No. (Bulk Reel)	Product No. (Bulk Reel)	Hose I.D. (In.)	Hose O.D. (In.)	Working Pressure (psi)	Min. Burst Pressure (psi)	Min. Bend Radius (In.)	Wt. Per 100 (Ft.) (Lbs.)	Approx. Bulk Carton Length (Ft.)
4M500-XTF	70979	4657-8033	1/4	.480	500	2,000	2.00	11	440
6M500-XTF	70980	4657-8034	3/8	.630	500	2,000	2.50	18	330
8M500-XTF	70981	4657-8035	1/2	.760	500	2,000	3.50	23	220
10M500-XTF	70982	657-8036	5/8	.925	500	2,000	4.00	31	220
12M500-XTF	70983	4657-8037	3/4	1.085	500	2,000	4.75	40	220
16M500-XTF	70984	4657-8038	1	1.395	500	2,000	6.00	58	165

SPECIFICATIONS

Description	Part No. (Bulk Reel)	Product No. (Bulk Reel)	Hose I.D. (In.)	Hose O.D. (In.)	Working Pressure (psi)	Min. Burst Pressure (psi)	Min. Bend Radius (In.)	Wt. Per 100 (Ft.) (Lbs.)	Approx. Bulk Carton Length (Ft.)
4M500-MTF	70985	4657-8039	1/4	.480	500	2,000	2.00	11	440
6M500-MTF	70986	4657-8040	3/8	.630	500	2,000	2.50	18	330
8M500-MTF	70987	4657-8041	1/2	.760	500	2,000	3.50	23	220

* Hose stock specifications on page C7.





(Meets Flame Resistance Acceptance Designation “MSHA 2G”)

Recommended For: Petroleum and water-base hydraulic fluids in suction lines or in low pressure return lines. Meets or exceeds requirements of SAE 100R4. Uses half the bend radius of SAE 100R4. Meets marine ABS with use of HeatGuard™ high temp sleeve.

Tube: Black, synthetic rubber is specifically designed for resistance to high temperatures (Nitrile – Type C)*.

Reinforcement: Double spiral textile (braid for -12, 16, -20) reinforced with a helical spiral-wire to prevent collapse.

Cover: Black synthetic rubber is oil and abrasion resistant (Neoprene – Type A)*.

Temperature Range: -40°F to +275°F (-40°C to +135°C) constant and +300°F (+149°C) intermittent (up to 10% of operating time). For water emulsions, etc., see page C8.

Couplings (see crimp manual for specifics):

MegaCrimp® Couplings (-12 through -20), pages E13–51.

GL Couplings, pages G19–25.

Permanent PC Couplings (-24 and -32), pages E52–68.



SPECIFICATIONS

Description	Part No. (25' Length)	Part No. (Bulk Carton)	Product No. (Bulk Carton)	Hose I.D. (In.)	Hose O.D. (In.)	Working Pressure (psi)	Min. Burst Pressure (psi)	Min. Bend Radius (In.)	Vacuum (In. Hg)	Approx. Bulk Carton Length (Ft.)
12GMV	85577	70184	4504-0123	3/4	1.22	350	1,400	2.5	25	100
16GMV	85578	70185	4504-0003	1	1.45	300	1,200	3.0	25	100
20GMV	85579	70186	4504-0004	1-1/4	1.76	250	1,000	4.0	25	100
24GMV	85583	70136	3105-0004	1-1/2	2.01	162	650	5.0	25	100
32GMV	85584	70137	3105-0006	2	2.51	112	450	6.0	25	100
36GMV*	—	70147	3105-0008	2-1/4	2.76	88	350	7.0	25	100
40GMV*	—	70138	3105-0010	2-1/2	3.02	68	275	7.0	25	100
48GMV*	—	70139	3105-0014	3	3.51	62	250	9.0	25	100
56GMV*	—	70140	3105-0015	3-1/2	4.01	56	225	10.0	25	100
64GMV*	—	70141	3105-0018	4	4.51	56	225	12.0	25	100

*Crimped assemblies available. Contact Gates Customer Service for price and availability.

*Stem and clamp only, no Gates couplings available.

(Meets Flame Resistance Acceptance Designation “MSHA 2G”)

Recommended For: Petroleum and water-base hydraulic fluids in suction lines or in low pressure return lines. Meets or exceeds requirements of SAE 100R4 (except 1" I.D.). Uses half the bend radius of SAE 100R4.

Tube: Black, synthetic rubber is specifically designed for resistance to high temperatures (Nitrile – Type C)*.

Reinforcement: Double spiral textile reinforced with a helical spiral-wire to prevent collapse.

Cover: Black synthetic rubber is oil and abrasion resistant (Neoprene – Type A)*.

Temperature Range: -40°F to +275°F (-40°C to +135°C) constant and +300°F (+149°C) intermittent (up to 10% of operating time). For water emulsions, etc., see page C8.

Couplings: Use clamp over beaded nipple and Permanent PC Couplings, pages E52–68.



SPECIFICATIONS

Description	Part No. (25' Length)	Part No. (Bulk Carton)	Product No. (Bulk Carton)	Hose I.D. (In.)	Hose O.D. (In.)	Working Pressure (psi)	Min. Burst Pressure (psi)	Min. Bend Radius (In.)	Vacuum (In. Hg)	Approx. Bulk Carton Length (Ft.)
12G4H	85580	70133	3105-0022	3/4	1.17	300	1,200	2.5	25	100
16G4H	85581	70134	3105-0001	1	1.43	212	850	3.0	25	100
20G4H	85582	70135	3105-0002	1-1/4	1.68	200	800	4.0	25	100

* Hose stock specifications on page C7.





RLA 1-Fiber Braid Return Line and Low Pressure Hose

Low Pressure

Recommended For: Low-pressure hydraulic oil return lines for general purpose water, glycol antifreeze solutions, conveying diesel fuel, gasoline or air. Meets SAE 30R2 performance requirements of both Type 1 and Type 2 for fuel and B100 biodiesel fuel transfer applications.

Tube: Black, synthetic rubber, oil resistant (Nitrile – Type C)*.

Reinforcement: One fiber braid (-3 to -10). Spiral braid (-12 to -16).

Cover: Black, synthetic rubber. Oil and abrasion resistant (Modified Nitrile – Type C₂)*.

Temperature Range: -40°F to +212°F (-40°C to +100°C). Air to +160°F (+71°C) only. For water emulsions, etc., see page C8.

Couplings (see crimp manual for specifics):

MegaCrimp® Couplings (except -3), pages E13–51.
Permanent PC Couplings (-3 only), pages E52–68.
GLP Couplings (except -3, -5, -16), pages G16–18.



SPECIFICATIONS

Description	Part No. (25' Length)	Part No. (Bulk Reel)	Product No. (Bulk Reel)	Hose I.D. (In.)	Hose O.D. (In.)	Working Pressure (psi)	Min. Burst Pressure (psi)	Min. Bend Radius (In.)	Vacuum (In. Hg)	Approx. Bulk Reel Length (Ft.)
3RLA	85940	70040	3284-0110	3/16	0.41	250	1,000	3.0	28	550
4RLA	85941	70041	3284-0120	1/4	0.50	250	1,000	3.0	28	550
5RLA	85942	70042	3284-0130	5/16	0.56	250	1,000	4.0	28	550
6RLA	85943	70043	3284-0140	3/8	0.66	250	1,000	4.0	28	550
8RLA	85944	70044	3284-0150	1/2	0.81	200	800	5.0	20	550
10RLA	85945	70045	3284-0160	5/8	0.94	200	800	6.0	15	550
12RLA	85946	70046	3284-0170	3/4	1.09	200	800	6.0	10	550
16RLA	85947	70047	3284-0180	1	1.34	160	640	8.0	10	300

RLC 3-Fiber Braid Return Line and Low Pressure Hose

Low Pressure

Recommended For: Petroleum-base hydraulic oils, glycol-antifreeze, air or water in low pressure fluid transfer or hydraulic system return lines. Generally connected to 100R4 stems, beaded nipples, or tube type ports with worm gear clamps.

Tube: Black, oil resistant synthetic rubber (Nitrile – Type C)*.

Reinforcement: Three fiber braids.

Cover: Black, oil and abrasion resistant, synthetic rubber (Modified Nitrile – Type C₂)*.

Temperature Range: For hydraulic oil lines -40°F to +275°F (-40°C to +135°C) constant and +300°F (+149°C) intermittent (up to 10% of operating time); air to +160°F (+71°C) only. For water emulsions, etc., see page C8.

Couplings: Use barbed stem or beaded-tube with clamps only.



SPECIFICATIONS

Description	Part No. (Bulk Carton)	Product No. (Bulk Carton)	Hose I.D. (In.)	Hose O.D. (In.)	Working Pressure (psi)	Min. Burst Pressure (psi)	Min. Bend Radius (In.)	Vacuum (In. Hg)	Approx. Bulk Carton Length (Ft.)
16RLC	70142	3319-0261	1	1.62	200	800	9.0	25	50
20RLC	70074	3319-0263	1-1/4	1.88	200	800	10.0	25	50
24RLC	70075	3319-0264	1-1/2	2.12	200	800	11.0	25	100
28RLC	70143	3319-0265	1-3/4	2.38	200	800	12.0	25	50
32RLC	70076	3319-0266	2	2.56	200	800	13.0	25	50
36RLC	70070	3319-0267	2-1/4	2.87	150	600	14.0	25	50
40RLC	70077	3319-0268	2-1/2	3.12	150	600	16.0	25	50
48RLC	70078	3319-0270	3	3.62	150	600	20.0	25	50
56RLC	70081	3319-0272	3-1/2	4.12	150	600	24.0	25	50
72RLC	70144	3319-0273	4-1/2	5.19	100	400	54.0	25	10



Recommended For: Petroleum-base hydraulic oils, glycol anti-freeze compounds, water, engine lubricating oils and air. Lock-on hose and couplings are **NOT** recommended for vibration or pressure surge applications, such as permanent piping in residential or commercial buildings. Meets SAE 30R2, SAE 30R6 and SAE 30R7 performance requirements for fuel and B100 biodiesel fuel transfer applications up to +125°F.

Tube: Black, oil resistant synthetic rubber (Nitrile – Type C)*.

Reinforcement: One fiber braid.

Cover: Oil and mildew resistant textile braid, impregnated with synthetic rubber.

Temperature Range: -40°F to +250°F (-40°C to +121°C). For air: -40°F to +160°F (-40°C to +71°C). For water emulsions, etc., see page C8.

Couplings: Field Attachable LOC Couplings, pages G3-9. GLP Couplings, pages G16–18.



SPECIFICATIONS

Description	Part No. (50' Length)	Part No. (Bulk Reel)	Product No. (Bulk Reel)	Hose I.D. (In.)	Hose O.D. (In.)	Working Pressure (psi)	Min. Burst Pressure (psi)	Min. Bend Radius (In.)	Approx. Bulk Reel Length (Ft.)
4LOC	86691	70030	4319-0112	1/4	0.52	300	1,000	3.0	250
6LOC	86692	70031	4319-0113	3/8	0.64	300	1,000	3.0	350
8LOC	86693	70032	4319-0114	1/2	0.80	300	1,000	5.0	350
10LOC	–	70033	4319-0115	5/8	0.90	300	1,000	6.0	300
12LOC	–	70034	4319-0116	3/4	1.00	300	1,000	7.0	200

Recommended For: High-temperature (300°F) transmission oil cooler lines, pressurized hot oil return lines and turbocharger oil supply lines. Meets or exceeds SAE J1019 performance specifications for high-temperature transmission and lubricating oil systems using petroleum base oils. **Not recommended for gasoline or diesel fuel applications.**

Tube: True-bore GTS black tube, specifically compounded for temperature and chemical resistance (CPE – Type J).

Reinforcement: One fiber braid.

Cover: Oil and mildew resistant textile braid, impregnated with synthetic rubber.

Temperature Range: -40°F to +300°F (-40°C to +149°C).

Couplings: MegaCrimp® Couplings (-16), pages E13–51. GLP Couplings (-4 to -12), pages G16–18. Field Attachable LOC Couplings, pages G3-9.



SPECIFICATIONS

Description	Part No. (Bulk Reel)	Product No. (Bulk Reel)	Hose I.D. (In.)	Hose O.D. (In.)	Working Pressure (psi)	Min. Burst Pressure (psi)	Min. Bend Radius (In.)	Approx. Bulk Reel Length (Ft.)
4MegaTech LOC	76993	4319-0106	1/4	0.50	300	1,200	3.0	250
6MegaTech LOC	76994	4319-0107	3/8	0.64	300	1,200	3.0	350
8MegaTech LOC	76995	4319-0108	1/2	0.78	300	1,200	5.0	350
10MegaTech LOC	76996	4319-0109	5/8	0.91	300	1,200	6.0	300
12MegaTech LOC	76997	4319-0110	3/4	1.08	300	1,200	7.0	200
16MegaTech LOC	76998	4319-0111	1	1.33	300	1,200	7.0	150

* Hose stock specifications on page C7.





LOL Lock-On Hose

Low Pressure

(Black Cover Meets Flame Resistance Acceptance Designation "MSHA 2G")

Recommended For: Petroleum-base hydraulic oils, water, glycol antifreeze solutions, engine lubricating oils, and air. Lock-on hose and couplings are **NOT** recommended for pressure surge applications or critical applications, such as permanent piping in residential or commercial buildings. Do not use for gasoline or diesel fuels, unless approved by Gates H/C Product Application.

Tube: Black, oil-resistant synthetic rubber highly resistant to oil and heat (Nitrile – Type C)*.

Reinforcement: One fiber braid.

Cover: Oil- and abrasion-resistant synthetic rubber (Modified Nitrile – Type C2)*. Available in black-Neoprene (LOLA), blue (LOLB), green (LOLG), red (LOLR), yellow (LOLY) and gray (LOLC) colors.

Temperature Range: -40°F to +212°F (-40°C to +100°C). For air: 160°F (+71°C) only. For water emulsions, etc., see page C8.

Couplings: Field Attachable LOC Couplings, pages G3-9. Clamp over beaded nipple.

GLP Couplings (except -3), pages G16-18.

LOL Lock-On Hose is packaged in UPS shippable reels.



SPECIFICATIONS

Description	Part No. (50' Length)	Part No. (Bulk Reel)	Product No. (Bulk Reel)	Hose I.D. (In.)	Hose O.D. (In.)	Working Pressure (psi)	Min. Burst Pressure (psi)	Min. Bend Radius (In.)	Vacuum (In. Hg)	Approx. Bulk Reel Length (Ft.)
3LOLA®	—	70650	3284-2500	3/16	0.41	300	1,200	3.0	28	300
3LOLB®	—	70651	3284-2510	3/16	0.41	300	1,200	3.0	28	300
3LOLG®	—	70652	3284-2530	3/16	0.41	300	1,200	3.0	28	300
3LOLR®	—	70653	3284-2540	3/16	0.41	300	1,200	3.0	28	300
3LOLY®	—	70654	3284-2560	3/16	0.41	300	1,200	3.0	28	300
3LOLC®	—	70655	3284-2520	3/16	0.41	300	1,200	3.0	28	300
4LOLA	85961	70657	3284-2501	1/4	0.47	300	1,200	3.0	28	300
4LOLB	85967°	70658	3284-2511	1/4	0.47	300	1,200	3.0	28	300
4LOLG	85972°	70659	3284-2531	1/4	0.47	300	1,200	3.0	28	300
4LOLR	85976°	70660	3284-2541	1/4	0.47	300	1,200	3.0	28	300
4LOLY	—	70661	3284-2561	1/4	0.47	300	1,200	3.0	28	300
4LOLC	—	70662	3284-2521	1/4	0.47	300	1,200	3.0	28	300
5LOLA	85962	70664	3284-2502	5/16	0.55	300	1,200	3.0	28	300
6LOLA	85963	70665	3284-2503	3/8	0.63	300	1,200	3.0	28	300
6LOLB	85968°	70666	3284-2513	3/8	0.63	300	1,200	3.0	28	300
6LOLG	85973°	70667	3284-2533	3/8	0.63	300	1,200	3.0	28	300
6LOLR	85977°	70668	3284-2543	3/8	0.63	300	1,200	3.0	28	300
6LOLY	—	70669	3284-2563	3/8	0.63	300	1,200	3.0	28	300
6LOLC	—	70670	3284-2523	3/8	0.63	300	1,200	3.0	28	300
8LOLA	85964	70672	3284-2504	1/2	0.77	300	1,200	5.0	28	300
8LOLB	85969°	70673	3284-2515	1/2	0.77	300	1,200	5.0	28	300
8LOLG	85974°	70674	3284-2535	1/2	0.77	300	1,200	5.0	28	300
8LOLR	85978°	70675	3284-2545	1/2	0.77	300	1,200	5.0	28	300
8LOLY	—	70676	3284-2565	1/2	0.77	300	1,200	5.0	28	300
8LOLC	—	70677	3284-2525	1/2	0.77	300	1,200	5.0	28	300
10LOLA	85965	70679	3284-2505	5/8	0.94	300	1,200	6.0	28	250
10LOLB	85970°	70680	3284-2517	5/8	0.94	300	1,200	6.0	28	250
10LOLG®	—	70681	3284-2537	5/8	0.94	300	1,200	6.0	28	250
10LOLR®	—	70682	3284-2547	5/8	0.94	300	1,200	6.0	28	250
10LOLY®	—	70683	3284-2567	5/8	0.94	300	1,200	6.0	28	250
10LOLC	—	70684	3284-2527	5/8	0.94	300	1,200	6.0	28	250
12LOLA	85966	70686	3284-2506	3/4	1.06	300	1,200	7.0	15	250
12LOLB	85971°	70687	3284-2519	3/4	1.06	300	1,200	7.0	15	225
12LOLG	85975°	70688	3284-2536	3/4	1.06	300	1,200	7.0	15	225
12LOLR	85979°	70689	3284-2549	3/4	1.06	300	1,200	7.0	15	225
12LOLY	—	70690	3284-2569	3/4	1.06	300	1,200	7.0	15	225
12LOLC	—	70691	3284-2529	3/4	1.06	300	1,200	7.0	15	225

°25 ft. length.

°Couplings for this size are available on special order only.

°Special hose, subject to minimum order requirements if not in inventory.

* The use of clamps w/LOC Couplings is not recommended.

* Hose stock specifications on page C7.



PowerClean™ Hose



Recommended For: Use on hot or cold water, high-pressure cleaning equipment. In 300' reels and 50' boxes.

Tube: Synthetic rubber specially compounded to handle high-pressure water service.

Reinforcement: High tensile steel one- or two-wire braid.

Cover: Specially compounded to handle pressure washer environment.

Temperature Range: -40°F to +250°F (-40°C to +121°C).

Couplings (see crimp manual for specifics):

MegaCrimp® Couplings, pages E13–51.



SPECIFICATIONS

Description	Part No. (50' Length)	Part No. (Bulk Reel)	Product No. (Bulk Reel)	Hose I.D. (In.)	Hose O.D. (In.)	Working Pressure (psi)	Min. Bend Radius (In.)	Bulk Reel Length (Ft.)
4PC3500	85720	70840	4657-2400	1/4	0.53	3,500	4.0	300
4PC6000	85721	70841	4657-2410	1/4	0.59	6,000	4.0	300
6PC3000	85722	70842	4657-2402	3/8	0.68	3,000	5.0	300
6PC3000 Blue	85723	70843	4657-2404	3/8	0.68	3,000	5.0	300
6PC3000 Yellow	85698	70848	4657-2417	3/8	0.68	3,000	5.0	300
6PC4000	85724	70844	4657-2225	3/8	0.68	4,000	5.0	300
6PC5000	85725	70845	4657-2407	3/8	0.74	5,000	5.0	300
8PC2500	85726	70846	4657-2408	1/2	0.80	2,500	7.0	300
8PC4000	85727	70847	4657-2426	1/2	0.86	4,000	7.0	300

NOTE: Not recommended for steam hose.

LP350 Hose

Recommended For: Liquid or gaseous propane, butane or any combination of these two mixtures up to 350 psi rated working pressure. Can be used for natural gas under certain conditions such as: open/outside areas and well-ventilated factory buildings (if local building codes permit). Not recommended for residential or office buildings. (Contact Denver Product Application, 303-744-5070, for inspection and assembly testing information.) Meets Underwriters Laboratory Standard #21, CAN/CGA-8.1-M86, NFPA 58, Section 8-3, 5.

Tube: Nitrile – Type C*.

Reinforcement: Braided, high tensile synthetic textile cord.

Cover: Black perforated Neoprene - Type A.*

Temperature Range: -40°F to +180°F (-40°C to +82°C).

Couplings (see crimp manual for specifics):

Permanent PC Couplings, pages E52–68.

APPLICATION NOTE: No LP350 hose assemblies 60" or longer allowed per UL requirement.



SPECIFICATIONS

Description	Part No. (50' Length)	Product Number	Hose I.D. (In.)	Hose O.D. (In.)	Working Pressure (psi)	Min. Burst Pressure (psi)	Min. Bend Radius (In.)	Vacuum (In. Hg)
4LP350X50	85717	3220-1116	1/4	0.56	350	1,750	3.0	30
8LP350X50	85719	3220-1117	1/2	0.84	350	1,750	5.0	25
12LP350X50	85738	3220-1118	3/4	1.23	350	1,750	6.0	20
16LP350X50	85739	3220-1119	1	1.51	350	1,750	8.0	15
20LP350X50	85742	3220-1120	1-1/4	1.85	350	1,750	10.0	10
24LP350X30	85743	3220-1121	1-1/2	2.25	350	1,750	12.0	10
32LP350X30	85744	3220-1122	2	2.86	350	1,750	14.0	10

* Hose stock specifications on page C7.



The World's Most Trusted Name in Belts, Hose and Hydraulics.

www.gates.com

A31



TR500 Air Brake/Engine Hose

Fleet Application

Recommended For: Air brake hose, pressurized oil return lines and rotary oil/air compressor lines, engine and transmission coolant lines and lube oil lines. Meets or exceeds DOT FMVSS 106-74, SAE J1402. Not recommended for gasoline or diesel fuel applications.

Tube: Black (Nitrile — Type C)*.

Reinforcement: One braid of high-tensile steel wire.

Cover: Oil and mildew resistant textile braid, impregnated with synthetic rubber.

Temperature Range: -40°F to +250°F (-40°C to +121°C).
For water emulsions, etc., see page C8.

Couplings (see crimp manuals for specifics):
MegaCrimp® Couplings, pages E13–51.
GLP Couplings, pages G16–18.



NOTE: Federal law requires registration with the Department of Transportation for anyone producing air brake hose assemblies with swaged or crimped fittings. See Engineering & Technical Data Section for compliance.

SPECIFICATIONS

Description	Part No. (50' Length)	Part No. (Bulk Reel)	Product No. (Bulk Reel)	Hose I.D. (In.)	Hose O.D. (In.)	Working Pressure (psi)	Min. Burst Pressure (psi)	Min. Bend Radius (In.)	Vacuum (In. Hg)	Approx. Bulk Reel Length (Ft.)
4TR500	85745	70881	4657-2228	1/4	0.51	500	2,000	1.0	30	250
6TR500	85747	70883	4657-2520	3/8	0.66	500	2,000	1.8	30	350
8TR500	85748	70884	4657-2521	1/2	0.80	500	2,000	2.3	30	350
10TR500	85749	70885	4657-2229	5/8	0.93	500	2,000	2.8	30	300
12TR500	85750	70886	4657-2230	3/4	1.04	500	2,000	3.5	30	200
16TR500	85751	70887	4657-2231	1	1.35	500	2,000	4.5	30	150

MegaTech™ G5TB Hose High-Temp Oil/Air Return Line

Fleet Application

Recommended For: For pressurized hot oil return lines and rotary oil lines. Meets the requirements of SAE J1019 performance specifications for high-temperature transmission and lubricating oil systems using petroleum base oils.

Tube: True-bore GTS black tube, specifically compounded for temperature and chemical resistance (CPE – Type J).

Reinforcement: Two braids of high-tensile steel wire.

Cover: Blue oil and mildew resistant textile braid, impregnated with synthetic rubber.

Temperature Range: Petroleum-base fluids -40°F to +300°F (-40°C to +149°C). Phosphate ester fluids as recommended by the fluid manufacturer, but within a range of -40°F to +212°F (-40°C to +100°C).

Couplings (see crimp manuals for specifics):
MegaCrimp® Couplings, pages E13–51.
GL Couplings (-24 and -32 only), pages G19–25
For Field Attachable Couplings please contact Gates Product Application.



NOTE: Federal law requires registration with the Department of Transportation for anyone producing air brake hose assemblies with swaged or crimped fittings. See Engineering & Technical Data Section for compliance.

SPECIFICATIONS

Description	Part No. (Bulk Reel)	Product No. (Bulk Reel)	Hose I.D. (In.)	Hose O.D. (In.)	Working Pressure (psi)	Min. Burst Pressure (psi)	Min. Bend Radius (In.)	Approx. Bulk Reel Length (Ft.)
4 MegaTechG5TB	4657-2183	4657-2183	1/4	0.59	3,000	12,000	2.0	400
6 MegaTechG5TB	4657-2184	4657-2184	3/8	0.74	3,000	12,000	2.5	350
8 MegaTechG5TB	4657-2185	4657-2185	1/2	0.86	3,000	12,000	3.5	350
10 MegaTechG5TB	4657-2186	4657-2186	5/8	0.95	2,000	8,000	4.0	300
12 MegaTechG5TB	4657-2187	4657-2187	3/4	1.10	2,000	8,000	4.8	200
16 MegaTechG5TB	4657-2188	4657-2188	1	1.37	1,000	4,000	6.0	150
20 MegaTechG5TB	4657-2189	4657-2189	1-1/4	1.67	1,000	4,000	8.5	100
24 MegaTechG5TB	4657-2190	4657-2190	1-1/2	1.95	500	2,000	9.5	100
32 MegaTechG5TB	4657-2191	4657-2191	2	2.53	500	2,000	10.5	100

* GTS – Gates Technical Spec. * Hose stock specifications on page C7.





Recommended For: For pressurized hot oil return lines and rotary oil lines. Meets the requirements of SAE J1019 performance specifications for high-temperature transmission and lubricating oil systems using petroleum base oils.

Tube: True-bore GTS black tube, specifically compounded for temperature and chemical resistance (CPE – Type J).

Reinforcement: Two braids of high-tensile steel wire.

Cover: Oil and mildew resistant textile braid, impregnated with synthetic rubber.

Temperature Range: Petroleum-base fluids -40°F to +300°F (-40°C to +149°C). Phosphate ester fluids as recommended by the fluid manufacturer, but within a range of -40°F to +212°F (-40°C to +100°C).

Couplings (see crimp manuals for specifics):
MegaCrimp® Couplings, pages E13–51.



NOTE: Federal law requires registration with the Department of Transportation for anyone producing air brake hose assemblies with swaged or crimped fittings. See Engineering & Technical Data Section for compliance.

SPECIFICATIONS

Description	Part No. (50' Length)	Part No. (Bulk Reel)	Product No. (Bulk Reel)	Hose I.D. (In.)	Hose O.D. (In.)	Working Pressure (psi)	Min. Burst Pressure (psi)	Min. Bend Radius (In.)	Vacuum (In. Hg)	Approx. Bulk Reel Length (Ft.)
4 MegaTech3000	85987	70960	4657-2373	1/4	.59	3,000	12,000	2.0	30	440
6 MegaTech3000	85988	70961	4657-2374	3/8	.74	3,000	12,000	2.5	30	330
8 MegaTech3000	85989	70962	4657-2319	1/2	.86	3,000	12,000	3.5	30	220

Recommended For: Air brake, pressurized hot oil return lines, and rotary oil/air compressor lines. Meets the requirements of DOT FMVSS 106-74, SAE J1402, SAE J1019 performance specifications for high-temperature transmission and lubricating oil systems using petroleum base oils. Not recommended for gasoline or diesel fuel applications.

Tube: GTS* black tube, specifically compounded for temperature and chemical resistance (CPE – Type J)*.

Reinforcement: One braid of high-tensile steel wire.

Cover: Oil and mildew resistant textile braid, impregnated with synthetic rubber.

Temperature Range: Petroleum-base fluids -40°F to +300°F (-40°C to +149°C). Phosphate ester fluids as recommended by the fluid manufacturer, but within a range of -40°F to +212°F (-40°C to +100°C). For water emulsions, etc., see page C8.

Couplings (see crimp manuals for specifics):
MegaCrimp® Couplings, pages E13–51.
GL Couplings (-12, -16, -20), pages G19–25.



NOTE: Federal law requires registration with the Department of Transportation for anyone producing air brake hose assemblies with swaged or crimped fittings. See Engineering & Technical Data Section for compliance.

SPECIFICATIONS

Description	Part No. (50' Length)	Part No. (Bulk Reel)	Product No. (Bulk Reel)	Hose I.D. (In.)	Hose O.D. (In.)	Working Pressure (psi)	Min. Burst Pressure (psi)	Min. Bend Radius (In.)	Vacuum (In. Hg)	Approx. Bulk Reel Length (Ft.)
4MegaTech1000	85980	70850	4657-2332	1/4	0.52	1,000	4,000	2.0	30	350
6MegaTech1000	85981	70851	4657-2333	3/8	0.66	1,000	4,000	2.5	30	350
8MegaTech1000	85982	70852	4657-2334	1/2	0.80	1,000	4,000	3.5	30	350
10MegaTech1000	85983	70853	4657-2335	5/8	0.93	1,000	4,000	4.0	30	300
12MegaTech1000	85984	70888	4657-2336	3/4	1.15	1,000	4,000	4.8	30	200
16MegaTech1000	85985	70889	4657-2337	1	1.37	1,000	4,000	6.0	30	150
20MegaTech1000	85986	70890	4657-2338	1-1/4	1.64	1,000	4,000	8.5	30	100

* GTS – Gates Technical Spec. * Hose stock specifications on page C7.





MegaTech™ 500 High-Temp Oil/Air Return

Fleet Application

Recommended For: For air brake, pressurized hot oil return lines, and rotary oil/air compressor lines. Meets the requirements of DOT SAE J1019 performance specifications for high-temperature transmission and lubricating oil systems using petroleum base oils. Not recommended for gasoline or diesel fuel applications.

Tube: GTS* black tube, specifically compounded for temperature and chemical resistance (CPE – Type J)*.

Reinforcement: One braid of high-tensile steel wire.

Cover: Oil and mildew resistant textile braid, impregnated with synthetic rubber.

Temperature Range: Petroleum-base fluids -40°F to +300°F (-40°C to +149°C). Phosphate ester fluids as recommended by the fluid manufacturer, but within a range of -40°F to +212°F (-40°C to +100°C). For water emulsions, etc., see C8.

Couplings (see crimp manuals for specifics):
GL Couplings, pages G19–25.



NOTE: Federal law requires registration with the Department of Transportation for anyone producing air brake hose assemblies with swaged or crimped fittings. See Engineering & Technical Data Section for compliance.

SPECIFICATIONS

Description	Part No. (50' Length)	Part No. (Bulk Carton)	Product No. (Bulk Carton)	Hose I.D. (In.)	Hose O.D. (In.)	Working Pressure (psi)	Min. Burst Pressure (psi)	Min. Bend Radius (In.)	Vacuum (In. Hg)	Approx. Bulk Carton Length (Ft.)
24MegaTech500	85687	70854	4657-0204	1-1/2	1.95	500	2,000	15.0	30	100
32MegaTech500	85688	70855	4657-0205	2	2.48	500	2,000	18.0	30	100
40MegaTech500	—	70856	4657-0206	2-1/2	2.97	500	2,000	22.0	30	100
48MegaTech500	—	70857	4657-0207	3	3.50	500	2,000	24.0	30	100

MegaTech™ 250 High-Temp Transmission Oil Cooler (TOC) Hose

Fleet Application

Recommended For: High-temperature (300°F) transmission oil cooler lines, pressurized hot oil return lines, and turbocharger oil supplies. Meets or exceeds SAE J1019 performance specifications for high-temperature transmission and lubricating oil systems using petroleum base oils. Not recommended for gasoline or diesel fuel applications.

Tube: GTS* black tube, specifically compounded for temperature and chemical resistance (CPE – Type J)*.

Reinforcement: One braid of high-tensile steel wire.

Cover: Oil and mildew resistant textile braid, impregnated with synthetic rubber.

Temperature Range: Petroleum-base fluids -40°F to +300°F (-40°C to +149°C). Phosphate ester fluids as recommended by the fluid manufacturer, but within a range of -40°F to +212°F (-40°C to +100°C). For water emulsions, etc., see page C8.

Couplings (see crimp manuals for specifics):

MegaCrimp® Couplings, pages E13–51.

GLP Couplings (-4 through -12), pages G16–18.



SPECIFICATIONS

Description	Part No. (50' Length)	Part No. (Bulk Reel)	Product No. (Bulk Reel)	Hose I.D. (In.)	Hose O.D. (In.)	Working Pressure (psi)	Min. Burst Pressure (psi)	Min. Bend Radius (In.)	Vacuum (In. Hg)	Approx. Bulk Reel Length (Ft.)
4MegaTech250	85759	70891	4657-2339	1/4	0.52	250	1,000	1.0	30	250
6MegaTech250	85760	70892	4657-2340	3/8	0.64	250	1,000	1.8	30	350
8MegaTech250	85761	70893	4657-2341	1/2	0.78	250	1,000	2.5	30	350
10MegaTech250	85762	70894	4657-2342	5/8	0.93	250	1,000	3.0	30	300
12MegaTech250	85763	70895	4657-2343	3/4	1.06	250	1,000	3.5	30	200
16MegaTech250	85764	70896	4657-2344	1	1.36	250	1,000	4.0	30	150
20MegaTech250	85765	70900	4657-2345	1-1/4	1.65	250	1,000	4.5	30	120

* Hose stock specifications on page C7.



Recommended For: Hydraulic oil lines, heavy-duty transmission oil cooler lines and power steering circuit lines. Meets or exceeds requirements of SAE J1019.

Tube: Black, specially compounded, synthetic rubber (CPE – Type J).

Reinforcement: One or two fiber braid.

Cover: Black, oil and abrasion resistant, synthetic rubber (Hypalon[®] – Type A).

Temperature Range: -40°F to +300°F (-40°C to +149°C).

Couplings (see crimp manuals for specifics):

MegaCrimp[®] Couplings, pages E13–51.

GLP Couplings, pages G16–18.



SPECIFICATIONS

Description	Part No. (50' Length)	Part No. (Bulk Reel)	Product No. (Bulk Reel)	Hose I.D. (In.)	Hose O.D. (In.)	Working Pressure (psi)	Min. Burst Pressure (psi)	Min. Bend Radius (In.)	Vacuum (In. Hg)	Approx. Bulk Carton Length (Ft.)
8S/R-XH	85439	70963	3319-4514	1/2	0.78	250	1,000	4.0	18	280
10S/R-XH	85440	70964	3319-4516	5/8	0.83	250	1,000	5.0	15	250
12S/R-XH	85441	70965	3319-4518	3/4	1.16	250	1,000	6.0	15	250

Recommended For: Medium pressure hydraulic petroleum-based oil lines in impulse applications, lube oil, air and water in applications such as air brakes, power steering (CAUTION: Intended for heavy-duty commercial vehicle use only), turbocharger oil supplies, tilt cab cylinders, transmission coolant and filtration lines. Meets or exceeds requirements of SAE 100R5 for traditional hydraulic applications, DOT FMVSS 106-74 Type All and SAE J1402 Type All for air brake applications (-4 to -12). Not recommended for gasoline or diesel fuel.

Tube: -4 and -5: black, oil and heat resistant synthetic rubber (Neoprene – Type A)*; -6 through -40: (Nitrile – Type C)*.

Reinforcement: One braid of high tensile carbon steel wire over one braid of polyester.

Cover: Black, oil and mildew resistant polyester braid.

Temperature Range: Under SAE 100R5 (hydraulic) conditions -40°F to +212°F (-40°C to +100°C). All-purpose fleet application (hot lube oil lines) -40°F to +300°F (-40°C to +149°C). Air to +160°F (+71°C) only. For water emulsions, etc., see page C8. Avoid continuous use at maximum temperature concurrent with maximum working pressures.

Couplings (see crimp manual for specifics):

C5 Field Attachable Couplings, pages F50–61.

Permanent PC Couplings (thru -12), pages E52–68.



NOTE: Federal law requires registration with the Department of Transportation for anyone producing air brake hose assemblies with swaged or crimped fittings. See Engineering & Technical Data Section for compliance.

SPECIFICATIONS

Description	Part No. (50' Length)	Part No. (Bulk Carton)	Part No. (Bulk Reel)	Product No. (Bulk Reel)	Hose I.D. (In.)	Hose O.D. (In.)	Working Pressure (psi)	Min. Burst Pressure (psi)	Min. Bend Radius (In.)	Approx. Bulk Carton Length (Ft.)	Bulk Reel Length (Ft.)
4C5C	86605	—	70589	3658-1775	3/16	0.52	3,000	12,000	3.0	—	440
5C5C	86606	—	70590	3658-1776	1/4	0.58	3,000	12,000	3.4	—	385
6C5C	86607	—	70591	3658-1777	5/16	0.67	2,250	9,000	4.0	—	385
8C5C	86608	—	70592	3658-1778	13/32	0.77	2,000	8,000	4.6	—	330
10C5C	86609	—	70593	3658-1779	1/2	0.92	1,750	7,000	5.5	—	275
12C5C	86610	—	70594	3658-1780	5/8	1.08	1,500	6,000	6.5	—	220
16C5C	86616	—	70595	3658-1781	7/8	1.23	800	3,200	7.4	—	165
20C5C	86617 ²	70096	—	3658-1758	1-1/8	1.50	625	2,500	9.0	100	—
24C5C	—	70097	—	3658-1759	1-3/8	1.75	500	2,000	10.5	100	—
32C5C	—	70098	—	3658-1760	1-13/16	2.22	350	1,400	13.3	100	—
40C5C	—	70099	—	3625-1761	2-3/8	2.88	350	1,400	24.0	100	—

²25 ft. length.





C5D High-Temp Multi-Fluid Hose

Fleet Application

Recommended For: Petroleum-base or phosphate ester fluids; **diesel fuels** and filtration lines, transmission coolant lines, hot lube oil lines, power steering (CAUTION: Intended for heavy-duty commercial vehicle use only), gasoline and turbocharger oil supplies. Tilt cab cylinder and air brakes. C5D (-4 to -12) meets or exceed DOT FMVSS 106-74 Type AII, SAE J1402 Type AII and SAE J1019 and fuel resistance of SAE J30R2.

Tube: Black, oil and heat resistant, synthetic rubber (CPE – Type J)*.

Reinforcement: One braid of high tensile steel wire over one braid of polyester.

Cover: Green for easy identification, oil and mildew resistant, polyester braid impregnated with synthetic rubber.

Temperature Range: -40°F to +300°F (-40°C to +149°C). Air to +250°F (+121°C) only, maximum phosphate esters to +212°F (+100°C). For water emulsions, etc., see page C8.

Couplings: C5 Field Attachable Couplings, pages F50–61.



NOTE: Federal law requires registration with the Department of Transportation for anyone producing air brake hose assemblies with swaged or crimped fittings. See Engineering & Technical Data Section for compliance.

SPECIFICATIONS

Description	Part No. (50' Length)	Part No. (Bulk Reel)	Product No. (Bulk Reel)	Hose I.D. (In.)	Hose O.D. (In.)	Working Pressure (psi)	Min. Burst Pressure (psi)	Min. Bend Radius (In.)	Bulk Reel Length (Ft.)
4C5D	85680	70540	3658-0020	3/16	0.52	1,500	6,000	1.0	440
5C5D	85681	70541	3658-0027	1/4	0.58	1,500	6,000	1.5	385
6C5D	85682	70542	3658-0021	5/16	0.67	1,500	6,000	1.8	385
8C5D	85683	70543	3658-0022	13/32	0.77	1,250	5,000	2.0	330
10C5D	85684	70544	3658-0028	1/2	0.92	1,250	5,000	2.0	275
12C5D	85685	70545	3658-0029	5/8	1.08	750	3,000	2.3	220
16C5D	85686	70546	3658-0030	7/8	1.23	400	1,600	3.5	165

C5M Fuel Line Hose

Fleet Application

Recommended For: On-shore/off-shore and marine **diesel fuel and gasoline applications**, and hot oil lines up to 212°F. Meets marine fuel line specifications SAE J1527 Type A Class I and SAE J1942 requirements. Exceeds performance requirements of SAE J30R2 for non-marine applications.

Tube: Nitrile – Type C.*

Reinforcement: One wire braid.

Cover: Modified Nitrile – Type C₂* Blue.

Temperature Range: -4°F to +212°F (-20°C to +100°C).

Couplings: Brass or carbon steel C5 Field Attachable Couplings, pages F50–61.

Permanent PC Stainless Steel Couplings for marine applications, pages E52–53.



SPECIFICATIONS

Description	Part No. (50' Length)	Part No. (Bulk Reel)	Product No. (Bulk Reel)	Hose I.D. (In.)	Hose O.D. (In.)	Working Pressure (psi)	Min. Burst Pressure (psi)	Min. Bend Radius (In.)	Bulk Reel Length (Ft.)
5C5M	—	70614	3658-1965	1/4	0.58	500	2,000	1.00	385
6C5M [®]	86596	70615	3658-1969	5/16	0.67	500	2,000	1.25	385
8C5M [®]	86597	70616	3658-1973	13/32	0.77	500	2,000	1.75	330
10C5M [®]	86598	70617	3658-1977	1/2	0.92	500	2,000	2.25	275
12C5M [®]	86599	70618	3658-1981	5/8	1.08	500	2,000	2.75	220
16C5M [®]	86600	70619	3658-1985	7/8	1.23	500	2,000	3.50	165

[®]Reference SAE J1942/-1 for USCG-approved working pressures.

* Hose stock specifications on page C7.





DOT FMVSS 106 Type AI , SAE J1019 and SAE J1402 Type AI (-4 to -12)

Recommended For: Air brake hose, power steering (CAUTION: Intended for heavy-duty commercial vehicle use only), fuel filter, engine and transmission coolant lines, and hot (+300°F) lube oil lines.

Tube: Black, oil and heat resistant, synthetic rubber (Nitrile – Type C)*.

Reinforcement: One braid of high tensile steel wire over one braid of polyester.


Cover: Black, oil and heat resistant, textile braid impregnated with synthetic rubber. Green stripe for easy identification.

Temperature Range: -40°F to +300°F (-40°C to +149°C). Air +250°F (+121°C) maximum only. For water emulsions, etc., see page C8.

Couplings (see crimp manual for specifics):






C5E Field Attachable Couplings, pages F63–68.

Permanent PC Couplings (thru -12), pages E52-68.



NOTE: Federal law requires registration with the Department of Transportation for anyone producing air brake hose assemblies with swaged or crimped fittings See Engineering & Technical Data Section for compliance.

SPECIFICATIONS

Description	Part No. (50' Length)	Part No. (Bulk Carton)	Part No. (Bulk Reel)	Product No. (Bulk Carton)	 Hose I.D. (In.)	 Hose O.D. (In.)	 Working Pressure (psi)	 Min. Burst Pressure (psi)	 Min. Bend Radius (In.)	Approx. Bulk Carton Length (Ft.)	Bulk Reel Length (Ft.)
4C5E	85690	70190	70530	3658-0200	3/16	0.49	1,500	6,000	0.8	400	440
5C5E	85691	70191	70531	3658-0201	1/4	0.55	1,500	6,000	1.0	350	385
6C5E	85692	70192	70532	3658-0202	5/16	0.61	1,500	6,000	1.3	225	385
8C5E	85693	70193	70533	3658-0203	13/32	0.73	1,250	5,000	1.8	475	330
10C5E	85694	70194	70534	3658-0204	1/2	0.83	1,250	5,000	2.3	330	275
12C5E	85695	70195	70535	3658-0205	5/8	0.95	750	3,000	2.8	200	220
16C5E	85696	70196	70536	3658-0206	7/8	1.20	400	1,600	3.5	275	165
20C5E	85697 ^o	70197	—	3658-0207	1-1/8	1.49	300	1,250	4.5	100	—

^o 25 ft. length.



Nylon Air Brake Tubing

Fleet Application

Recommended For: Truck, bus, and mobile air brake, and service lines where heat and battery acids are not present. Conforms to SAE J844 specifications. Meets D.O.T. FMVSS 106-74.

Tube: Heat and light stabilized seamless extruded nylon.

Cover: Nylon. Available in black (NABTA), blue (NABTB), green (NABTG), red (NABTR), yellow (NABTY), orange (NABTO), purple (NABTP), brown (NABTN), silver (NABTS) and white (NABTW) colors. Other colors available upon request.

Type A: Non-reinforced in sizes 1/8", 5/32", 3/16", and 1/4".

NOTE: 1/8" and 5/32" are NOT recognized by D.O.T. for air brake systems, these are for service lines only.

Type B: Reinforced with one open ply of fibrous nylon in sizes 5/16", 3/8", 1/2", 5/8" and 3/4".

Temperature Range:

-40°F to +200°F (40°C to +93°C).

Couplings:

Gates DOT SureLok™ (G31 series) or Gates DOT Compression (G32 series) Couplings, pages F4-23.



SPECIFICATIONS

Description	Part No.	Tube O.D. (In.)	Type	Color	Product No.	Wall Thickness	Working Pressure (psi)	Min. Burst Pressure (psi)	Min. Bend Radius (In.)	Bulk Carton Length (Ft.)
2NABTAX1000	H30000-02	1/8	A	Black	4327-0117	0.021	150	800	0.37	1,000
4NABTAX1000	H30000-04	1/4	A	Black	4327-0101	0.039	150	960	1.00	1,000
5NABTAX500	H30000-05	5/16	B	Black	4327-0120	0.038	150	800	1.25	500
6NABTAX500	H30005-06	3/8	B	Black	4327-0126	0.063	150	1120	1.50	500
6NABTAX1000	H30000-06	3/8	B	Black	4327-0108	0.063	150	1120	1.50	1,000
8NABTAX500	H30000-08	1/2	B	Black	4327-0112	0.064	150	760	2.00	500
10NABTAX250	H30000-10	5/8	B	Black	4327-0115	0.093	150	720	2.50	250
12NABTAX250	H30000-12	3/4	B	Black	4327-0116	0.091	150	640	3.00	250
2NABTAX100	H30002-02	1/8	A	Black	4327-0049	0.021	150	800	0.37	100
2.5NABTAX100	H30002-25	5/32	A	Black	4327-0050	0.022	150	800	0.50	100
3NABTAX100	H30002-03	3/16	A	Black	4327-0051	0.023	150	800	0.75	100
4NABTAX100	H30002-04	1/4	A	Black	4327-0052	0.039	150	960	1.00	100
5NABTAX100	H30002-05	5/16	B	Black	4327-0053	0.038	150	800	1.25	100
6NABTAX100	H30002-06	3/8	B	Black	4327-0054	0.063	150	1120	1.50	100
8NABTAX100	H30002-08	1/2	B	Black	4327-0055	0.064	150	760	2.00	100
10NABTAX50	H30003-10	5/8	B	Black	4327-0056	0.093	150	720	2.50	50
12NABTAX50	H30003-12	3/4	B	Black	4327-0057	0.091	150	640	3.00	50
4NABTGX100	H30042-04	1/4	A	Green	4327-0058	0.039	150	960	1.00	100
6NABTGX100	H30042-06	3/8	B	Green	4327-0059	0.063	150	1120	1.50	100
8NABTGX100	H30042-08	1/2	B	Green	4327-0060	0.064	150	760	2.00	100
10NABTGX50	H30043-10	5/8	B	Green	4327-0061	0.093	150	720	2.50	50
12NABTGX50	H30043-12	3/4	B	Green	4327-0062	0.091	150	640	3.00	50
4NABTRX100	H30052-04	1/4	A	Red	4327-0063	0.039	150	960	1.00	100
6NABTRX100	H30052-06	3/8	B	Red	4327-0064	0.063	150	1120	1.50	100
8NABTRX100	H30052-08	1/2	B	Red	4327-0065	0.064	150	760	2.00	100
10NABTRX50	H30053-10	5/8	B	Red	4327-0066	0.093	150	720	2.50	50
12NABTRX50	H30053-12	3/4	B	Red	4327-0067	0.091	150	640	3.00	50
4NABTBX100	H30062-04	1/4	A	Blue	4327-0068	0.039	150	960	1.00	100
6NABTBX100	H30062-06	3/8	B	Blue	4327-0069	0.063	150	1120	1.50	100
8NABTBX100	H30062-08	1/2	B	Blue	4327-0070	0.064	150	760	2.00	100
10NABTBX50	H30063-10	5/8	B	Blue	4327-0071	0.093	150	720	2.50	50
12NABTBX50	H30063-12	3/4	B	Blue	4327-0072	0.091	150	640	3.00	50
4NABTYX100	H30072-04	1/4	A	Yellow	4327-0073	0.039	150	960	1.00	100
6NABTYX100	H30072-06	3/8	B	Yellow	4327-0074	0.063	150	1120	1.50	100
8NABTYX100	H30072-08	1/2	B	Yellow	4327-0075	0.064	150	760	2.00	100
10NABTYX50	H30073-10	5/8	B	Yellow	4327-0076	0.093	150	720	2.50	50
12NABTYX50	H30073-12	3/4	B	Yellow	4327-0077	0.091	150	640	3.00	50
4NABTOX100	H30082-04	1/4	A	Orange	4327-0078	0.039	150	960	1.00	100
6NABTOX100	H30082-06	3/8	B	Orange	4327-0079	0.063	150	1120	1.50	100
8NABTOX100	H30082-08	1/2	B	Orange	4327-0080	0.064	150	760	2.00	100
10NABTOX50	H30083-10	5/8	B	Orange	4327-0081	0.093	150	720	2.50	50
12NABTOX50	H30083-12	3/4	B	Orange	4327-0082	0.091	150	640	3.00	50
4NABTP1000	H30030-04	1/4	A	Purple	4327-0125	0.039	150	960	1.00	1000
4NABTN1000	H30010-04	1/4	A	Brown	4327-0103	0.039	150	960	1.00	1000
4NABTS1000	H30090-04	1/4	A	Silver	4327-0106	0.039	150	960	1.00	1000
8NABTS500	H30090-08	1/2	B	Silver	4327-0114	0.064	150	760	2.00	500
6NABTW1000	H30070-06	3/8	B	White	4327-0111	0.063	150	1120	1.50	1000





Recommended For: Truck, bus, and mobile air brake systems. Can be used as flexible connector between frame and axle. Meets SAE J1402 specification. Complies with DOT FMVSS 106 requirements.

Construction: Superior EPDM rubber resists damaging effects of ozone and heat, plus harmful grease and oil common to air brake systems. Flexible and kink resistant. Four-spiral fiber construction.

Temperature Range: -40°F to +212°F (-40°C to +100°C).

Couplings: Gates G33 Series type air brake couplings, pages F27-43.



NOTE: Federal law requires registration with the Department of Transportation for anyone producing air brake hose assemblies with swaged or crimped fittings. See Engineering & Technical Data Section for compliance.

SPECIFICATIONS						
Part No. (50' Length)	Part No. (Bulk Reel)	Hose I.D. (In.)	Hose O.D. (In.)	Working Pressure (psi)	Min. Burst Pressure (psi)	Bulk Reel Length (Ft.)
27240	28760	3/8	3/4	225	1,000	250
27241	28761	1/2	7/8	225	1,000	250

Recommended For: Truck, bus, and mobile air brake systems. Can be used as flexible connector between frame and axle. Exceeds SAE J1402 and Bendix specifications. Complies with DOT FMVSS 106 requirements.

Construction: Two braid reinforced construction. Smooth Nitrile and Neoprene cover construction is oil resistant.

Temperature Range: -40°F to +212°F (-40°C to +100°C).

Couplings: Gates G33 Series type air brake couplings, pages F27-43.



NOTE: Federal law requires registration with the Department of Transportation for anyone producing air brake hose assemblies with swaged or crimped fittings. See Engineering & Technical Data Section for compliance.

SPECIFICATIONS						
Part No. (50' Length)	Part No. (Bulk Reel)*	Hose I.D. (In.)	Hose O.D. (In.)	Working Pressure (psi)	Min. Burst Pressure (psi)	Bulk Reel Length (Ft.)
27220	28304	3/8	3/4	225	1,000	250
27221	—	1/2	7/8	225	1,000	—

*Maximum 3 pieces, shortest length 50 feet or greater.

Recommended For: Extra heavy-duty hose designed to fit most air brake systems on trucks, trailers and other heavy equipment. Exceeds SAE J1403, Type H requirements. Complies with DOT FMVSS 106VH requirements.

Construction: Wrapped hose construction with multiple plies of rubber-impregnated fabric. Resists collapsing or deforming even under high vacuum at elevated temperatures.

Temperature Range: -40°F to +257°F (-40°C to +125°C).

Couplings: Gates G33 Series type air brake couplings, pages F27-43.



SPECIFICATIONS				
Part No. (50' Length)	Hose I.D. (In.)	Hose O.D. (In.)	Min. Burst Pressure (psi)	Vacuum (In. Hg)
27210	3/8	13/16	1,200	30
27211	1/2	15/16	1,000	30
27212	5/8	1-1/16	800	30
27213	3/4	1-3/16	800	30

* Hose stock specifications on page C7.





Gates C14 PTFE Hose (SAE 100R14 Type A) & C14CT PTFE Hose (SAE 100R14 Type B)

Fleet Application

Recommended For: Air compressor discharge, hot oil and fluids, hot and greasy environments.

C14 Tube: Type A-Nonconductive white, smooth bore Polytetrafluoroethylene (PTFE)*.

C14CT Tube: Type B-Conductive black/white smooth bore PTFE*.

Cover/Reinforcement: One braid of 300 Series stainless steel wire.

Temperature Range: Dynamic: -65°F to +400°F (-54°C to +204°C); Static: -65°F to +450°F (-54°C to +232°C).

Couplings (see swage section of crimp manual for specifics):
C14 Couplings, pages H4-11.



SPECIFICATIONS

Description	Part No. (25' Length)	Part No. (Bulk Carton)	Product No. (Bulk Carton)	Hose I.D. (In.)	Hose O.D. (In.)	Working Pressure (psi)	Min. Burst Pressure (psi)	Min. Bend Radius (In.)	Vacuum (In. Hg)	Approx. Bulk Carton Length (Ft.)
4C14	85700	70804	7752-0400	3/16	0.31	1,500	10,000	2.00	28	400
5C14	85701	70805	7752-0500	1/4	0.38	1,500	9,000	3.00	28	350
6C14	85702	70806	7752-0600	5/16	0.45	1,500	8,000	4.00	28	300
8C14	85703	70808	7752-0800	13/32	0.55	1,000	6,000	5.25	28	250
10C14	85704	70810	7752-1000	1/2	0.65	800	6,000	6.50	20	200
12C14	85705	70812	7752-1200	5/8	0.79	800	5,000	7.75	20	150
16C14	85706	70816	7752-1600	7/8	1.03	800	3,500	9.00	14	100
6C14CT [®]	85730	70906	7752-3600	5/16	0.45	1,500	8,000	4.00	28	300
8C14CT [®]	85731	70908	7752-3800	13/32	0.55	1,000	6,000	5.25	28	250

STATIC[®] APPLICATION SPECIFICATIONS

These are the specifications for non-impulse (static) applications; i.e., compressor discharge, chemical transfer, steam, etc.

Description	Part No. (25' Length)	Part No. (Bulk Carton)	Product No. (Bulk Carton)	Hose I.D. (In.)	Hose O.D. (In.)	Working Pressure (psi) 72°F (22°C)	Min. Burst Pressure (psi) 72°F (22°C)	Working Pressure (psi) 450°F (232°C)	Min. Burst Pressure (psi) 450°F (232°C)	Min. Bend Radius (In.)	Vacuum (In. Hg)	Approx. Bulk Carton Length (Ft.)
4C14	85700	70804	7752-0400	3/16	0.31	3,000	12,000	1,500	6,000	2.00	28	400
5C14	85701	70805	7752-0500	1/4	0.38	3,000	12,000	1,500	6,000	3.00	28	350
6C14	85702	70806	7752-0600	3/16	0.45	2,500	10,000	1,500	6,000	4.00	28	300
8C14	85703	70808	7752-0800	13/32	0.55	2,000	8,000	1,000	4,000	5.25	28	250
10C14	85704	70810	7752-1000	1/2	0.65	1,500	6,000	800	3,200	6.50	20	200
12C14	85705	70812	7752-1200	5/8	0.79	1,200	4,800	800	2,600	7.75	20	150
16C14	85706	70816	7752-1600	7/8	1.03	1,000	4,000	800	2,200	9.00	14	100
6C14CT [®]	85730	70906	7752-3600	5/16	0.45	2,500	10,000	1,500	6,000	4.00	28	300
8C14CT [®]	85731	70908	7752-3800	13/32	0.55	2,000	8,000	1,000	4,000	5.25	28	250

[®]For applications that fall outside the Static and Dynamic parameters, contact your Gates representative.

[®]Type B-Conductive Tube.

Electrostatic Discharge: Many applications involving PTFE hose do not require a conductive tube. But you must review the potential for electrostatic discharge for every application and be aware that static electricity can be hazardous. In those cases where electrostatic discharge can occur, conductive PTFE hose with a conductive tube (Gates C14CT) is recommended. For more information on electrostatic discharge, refer to Technical Data Section (page C65).

* Hose stock specifications on page C7.





Recommended For: Petroleum, water base and synthetic hydraulic fluids. Applications include: power and telephone mobile equipment (cherry pickers), lubrication lines, blowout preventer control lines, hydraulic lifts and farm and construction machinery. GT7 hoses meet or exceed performance requirements of SAE 100R7 with a significantly tighter bend radius.

Tube: 100% seamless Nylon – Type Z* that easily handles a broad range of hydraulic fluids, including phosphate esters and water glycol.

Reinforcement: Braided synthetic fiber. (-2, -8, -12, -16). Spiraled synthetic fiber (-3, -4, -5, -6)

Cover: Black polyurethane that resists hydraulic fluids, high temperatures, aging and weathering. Black GT7 is perforated for use in general hydraulic and pneumatic service.

Temperature Range: -65°F to +200°F (-54°C to +93°C) continuous service for petroleum and synthetic oils. Maximum of +158°F (+70°C) for water, water/oil emulsions and water glycol.

Couplings (see crimp manual for specifics):

Swage PCTS Permanent Couplings (except -16), pages K5–11.
MegaCrimp® Couplings, pages E13–51.



SPECIFICATIONS

Description	Part No. (50' Length)	Part No. (Bulk Carton)	Product No. (Bulk Carton)	Hose I.D. (In.)	Hose O.D. (In.)	Working Pressure (psi)	Min. Burst Pressure (psi)	Min. Bend Radius (In.)	Approx. Bulk Carton Length (Ft.)
2GT7	—	70910	4467-1101	1/8	0.34	2,500	10,000	0.5	250
3GT7	85771	70911	4467-1102	3/16	0.43	3,000	12,000	0.8	250
4GT7	85772	70912	4467-1103	1/4	0.51	2,750	11,000	1.3	250
5GT7	85773	70913	4467-1105	5/16	0.60	2,500	10,000	1.8	250
6GT7	85774	70914	4467-1107	3/8	0.66	2,250	9,000	2.0	250
8GT7	85775	70915	4467-1109	1/2	0.82	2,000	8,000	3.0	250
12GT7	85776	70916	4467-1111	3/4	1.07	1,250	5,000	5.0	250
16GT7	85777	70917	4467-1112	1	1.47	1,000	4,000	10.0	250

GT7NC Non-Conductive Hydraulic Hose
—SAE 100R7

Recommended For: Petroleum and synthetic hydraulic fluids. Applications include: power and telephone mobile equipment (cherry pickers), lubrication lines, blowout preventer control lines, hydraulic lifts and farm and construction machinery. Orange color GT7NC meets SAE 100R7 non-conductivity requirements. GT7NC hose meets or exceeds performance requirements of SAE 100R7 with a significantly tighter bend radius. Meets ANSI A92.2 for vehicle mounted aerial devices (-3 to -8).

Tube: -2, -12, and -16: 100% seamless Nylon – Type Z* that easily handles a broad range of hydraulic fluids, including phosphate esters and water glycol; **-3 through -8 Polyester.**

Reinforcement: Braided synthetic fiber (except -2: Spiraled synthetic fiber).

Cover: Orange urethane that resists hydraulic fluids, high temperatures, aging and weathering. Orange GT7NC is non-perforated for applications requiring electrical non-conductivity. Meets SAE 100R7 Electrical Conductivity Test. Maximum leakage shall not exceed 50 microamperes when subjected to 75 kV/Ft. for five minutes. (Orange is industry accepted color for non-conductive hose.)

Temperature Range: -65°F to +200°F (-54°C to +93°C) continuous service for petroleum and synthetic oils. Maximum of +158°F (+70°C) for water, water/oil emulsions and water glycol.

Couplings (see crimp manual for specifics):

Swage PCTS Permanent Couplings (except -16), pages K5–11.
MegaCrimp® Couplings, pages E13–51.



SPECIFICATIONS

Description	Part No. (50' Length)	Part No. (Bulk Carton)	Product No. (Bulk Carton)	Hose I.D. (In.)	Hose O.D. (In.)	Working Pressure (psi)	Min. Burst Pressure (psi)	Min. Bend Radius (In.)	Approx. Bulk Carton Length (Ft.)
2GT7NC	—	70918	4467-1114	1/8	0.32	2,500	10,000	0.5	250
3GT7NC	85778	70919	4467-1115	3/16	0.44	3,000	12,000	0.8	250
4GT7NC	85779	70920	4467-1117	1/4	0.51	2,750	11,000	1.3	250
5GT7NC	85780	70921	4467-1119	5/16	0.58	2,500	10,000	1.8	250
6GT7NC	85781	70922	4467-1121	3/8	0.66	2,250	9,000	2.0	250
8GT7NC	85782	70923	4467-1123	1/2	0.82	2,000	8,000	3.0	250
12GT7NC	85783	70924	4467-1125	3/4	1.07	1,250	5,000	5.0	250
16GT7NC	85784	70925	4467-1126	1	1.47	1,000	4,000	10.0	250

* Hose stock specifications on page C7.





GT7DL–Dual Line Hydraulic Hose—SAE 100R7

Thermoplastic

Recommended For: Petroleum, water base and synthetic hydraulic fluids. Applications include: power and telephone mobile equipment (cherry pickers), lubrication lines, blowout preventer control lines, hydraulic lifts and farm and construction machinery. GT7DL hoses meet or exceed performance requirements of SAE 100R7 with significantly tighter bend radius.

Tube: 100% seamless Nylon – Type Z* that easily handles a broad range of hydraulic fluids, including phosphate esters and water glycol.

Reinforcement: Spiraled synthetic fiber.

Cover: Black polyurethane that resists hydraulic fluids, high temperatures, aging and weathering. Black GT7DL is perforated for use in general hydraulic and pneumatic service.

Temperature Range: -65°F to +200°F (-54°C to +93°C) continuous service for petroleum and synthetic oils. Maximum of +158°F (+70°C) for water, water/oil emulsions and water glycol.

Couplings (See crimp manual for specifics):

Swage PCTS Permanent Couplings, pages K5–11.

MegaCrimp® Couplings, pages E13–51.



SPECIFICATIONS

Description	Part No. (50' Length)	Part No. (Bulk Carton)	Product No. (Bulk Carton)	Hose I.D. (In.)	Hose O.D. (In.)	Working Pressure (psi)	Min. Burst Pressure (psi)	Min. Bend Radius (In.)	Approx. Bulk Carton Length (Ft.)
4GT7DL	—	70935	4472-0201	1/4	0.51	2,750	11,000	1.3	250
5GT7DL	85785	70936	4472-0202	5/16	0.60	2,500	10,000	1.8	250
6GT7DL	—	70937	4472-0204	3/8	0.66	2,250	9,000	2.0	250
8GT7DL	—	70938	4472-0205	1/2	0.82	2,000	8,000	3.0	250

GT7NCDL–Non-Conductive Dual Line Hydraulic Hose—SAE 100R7

Thermoplastic

Recommended For: Petroleum and synthetic hydraulic fluids. Applications include: power and telephone mobile equipment (cherry pickers), lubrication lines, blowout preventer control lines, hydraulic lifts and farm and construction machinery. Orange color GT7NCDL meets SAE 100R7 non-conductivity requirements. GT7NCDL hose meets or exceeds performance requirements of SAE 100R7 with a significantly tighter bend radius.

Tube: Polyester.

Reinforcement: Braided synthetic fiber.

Cover: Orange urethane that resists hydraulic fluids, high temperatures, aging and weathering. Orange GT7NCDL is non-perforated for applications requiring electrical non-conductivity. Meets SAE 100R7 Electrical Conductivity Test. Maximum leakage shall not exceed 50 microamperes when subjected to 75 kV/Ft. for five minutes. (Orange is industry accepted color for non-conductive hose.)

Temperature Range: -65°F to +200°F (-54°C to +93°C) continuous service for petroleum and synthetic oils. Maximum of +158°F (+70°C) for water, water/oil emulsions and water glycol.

Couplings (See crimp manual for specifics):

Swage PCTS Permanent Couplings, pages K5–11.

MegaCrimp® Couplings, pages E13–51.



SPECIFICATIONS

Description	Part No. (50' Length)	Part No. (Bulk Carton)	Product No. (Bulk Carton)	Hose I.D. (In.)	Hose O.D. (In.)	Working Pressure (psi)	Min. Burst Pressure (psi)	Min. Bend Radius (In.)	Approx. Bulk Carton Length (Ft.)
4GT7NCDL	85786	70939	4472-0206	1/4	0.48	2,750	11,000	1.3	250
6GT7NCDL	85787	70940	4472-0208	3/8	0.63	2,250	9,000	2.0	250
8GT7NCDL	85788	70941	4472-0210	1/2	0.82	2,000	8,000	3.0	250

* Hose stock specifications on page C7.



Recommended For: Use with petroleum, water base and synthetic hydraulic fluids. Applications include: power and telephone mobile equipment (cherry pickers), lubrication lines, blowout preventer control lines, hydraulic lifts and farm and construction equipment. GT8NC hose (orange cover) meets SAE 100R8 non-conductivity requirements. GT8 and GT8NC hoses meet or exceed performance requirements of SAE 100R8 with a significantly tighter bend radius. Multiline available.

Tube: 100% seamless Nylon – Type Z*. Easily handles a broad range of hydraulic fluids, including phosphate esters and water glycol.

Reinforcement: Two polyester braids.

Cover: Black or orange urethane resists hydraulic fluids, high temperatures, aging and weather. GT8NC (orange) is nonperforated for applications requiring electrical non-conductivity. GT8NC meets SAE 100R8 Electrical Conductivity Test. Maximum leakage shall not exceed 50 microamperes when subjected to 75 kV/Ft. for five minutes. (Orange is industry accepted color for non-conductive hose). Black cover is perforated for use in general hydraulic and pneumatic service.

Temperature Range: -65°F to +200°F (-54°C to +93°C) continuous service for petroleum and synthetic oils. Maximum of +158°F (+70°C) for water, water/oil emulsions and water glycol.

Couplings: (See crimp manual for specifics):

Swage Permanent PCTS Couplings (-3 only), pages K5-11.

MegaCrimp® Couplings (-4 thru -16), pages E13-51.



GT8 SPECIFICATIONS (Black Cover)

Description	Part No. (50' Length)	Part No. (Bulk Carton)	Product No. (Bulk Carton)	Hose I.D. (In.)	Hose O.D. (In.)	Working Pressure (psi)	Min. Burst Pressure (psi)	Min. Bend Radius (In.)	Approx. Bulk Carton Length (Ft.)
3GT8	85789	70926	4467-1127	3/16	0.52	5,000	20,000	1.8	250
4GT8	85790	70927	4467-1128	1/4	0.63	5,000	20,000	2.0	250
6GT8	85791	70928	4467-1130	3/8	0.77	4,000	16,000	2.5	250
8GT8	85792	70929	4467-1132	1/2	0.89	3,500	14,000	4.0	250
12GT8	85793	70930	4467-1133	3/4	1.14	2,250	9,000	6.5	200
16GT8	—	70931	4467-1134	1	1.47	2,000	8,000	10.0	200

Recommended For: Use with petroleum, water base and synthetic hydraulic fluids. Applications include: power and telephone mobile equipment (cherry pickers), lubrication lines, blowout preventer control lines, hydraulic lifts and farm and construction equipment. GT8NC hose (orange cover) meets SAE 100R8 non-conductivity requirements. GT8 and GT8NC hoses meet or exceed performance requirements of SAE 100R8 with a significantly tighter bend radius. Multiline available.

Tube: 100% seamless Nylon – Type Z*. Easily handles a broad range of hydraulic fluids, including phosphate esters and water glycol.

Reinforcement: Two polyester braids.

Cover: Black or orange urethane resists hydraulic fluids, high temperatures, aging and weather. GT8NC (orange) is nonperforated for applications requiring electrical non-conductivity. GT8NC meets SAE 100R8 Electrical Conductivity Test. Maximum leakage shall not exceed 50 microamperes when subjected to 75 kV/Ft. for five minutes. (Orange is industry accepted color for non-conductive hose). Black cover is perforated for use in general hydraulic and pneumatic service.

Temperature Range: -65°F to +200°F (-54°C to +93°C) continuous service for petroleum and synthetic oils. Maximum of +158°F (+70°C) for water, water/oil emulsions and water glycol.

Couplings: (See crimp manual for specifics):

MegaCrimp® Couplings, pages E13-51.



GT8NC SPECIFICATIONS (Orange Cover—Non-conductive)

Description	Part No. (50' Length)	Part No. (Bulk Carton)	Product No. (Bulk Carton)	Hose I.D. (In.)	Hose O.D. (In.)	Working Pressure (psi)	Min. Burst Pressure (psi)	Min. Bend Radius (In.)	Approx. Bulk Carton Length (Ft.)
4GT8NC	85794	70932	4467-1135	1/4	0.63	5,000	20,000	2.0	250
6GT8NC	85795	70933	4467-1137	3/8	0.77	4,000	16,000	2.5	250
8GT8NC	85796	70934	4467-1138	1/2	0.89	3,500	14,000	4.0	250

* Hose stock specifications on page C7.





PolarSeal® Hose

Refrigerant

(SAE J51, Type A2 Dimensions; SAE J51, Type D Performance; SAE J2064, Type C, Class II Performance)

Recommended For: Liquid and gaseous R134a and R12 refrigerants in automotive air conditioning and industrial systems; i.e., tractors, construction trucks, mobile and stationary refrigeration units. Designed to minimize permeation of R134a refrigerant.

Tube: Black synthetic rubber (Chloroprene – Type A)*.

Barrier: Nylon liner.


Reinforcement: Two layers of spiral polyester.

Cover: Black synthetic rubber (EPDM)*.

Temperature Range: -22°F to +257°F (-30°C to +125°C).

Couplings (see crimp manuals for specifics):

Permanent G45 PolarSeal™ (ACA) Couplings, pages 14–40.



SPECIFICATIONS

Description	Part No. (25' Length)	Part No. (Bulk Carton)	Product No. (Bulk Carton)	Hose I.D. (In.)	Hose O.D. (In.)	Working Pressure (psi)	Min. Burst Pressure (psi)	Min. Bend Radius (In.)	Vacuum (In. Hg)	Bulk Carton Length (Ft.)
6AC134A	85664	70624	3353-0903	5/16	0.75	500	2,000	2.0	24	340
8AC134A	85665	70625	3353-0908	13/32	0.91	500	2,000	3.0	24	235
10AC134A	85666	70626	3353-0913	1/2	1.00	500	2,000	4.0	24	210
12AC134A	85667	70627	3353-0918	5/8	1.13	500	2,000	5.0	24	175

PS188 Power Steering Hose

Power Steering

Designed to meet requirements of SAE J2050 specifications.

Recommended For: Power steering pressure lines. Designed to meet requirements of SAE J2050 specifications.

Tube: Synthetic rubber specially compounded to provide resistance to high temperatures and power steering fluid (Hypalon† - Type M)*.

Reinforcement: Two high strength nylon braids that resist high temperatures and allow for expansion for system noise dampening.

Cover: Black, synthetic rubber developed specifically to resist under hood environment (Hypalon†).

Temperature Range: -40°F to +300°F (-40°C to +150°C).

Couplings: Permanent Power Steering Couplings, pages J2-3.



SPECIFICATIONS

Description	Part No. (25' Length)	Part No. (50' Length)	Product No.	Hose I.D. (In.)	Hose O.D. (In.)	Working Pressure (psi)	Min. Burst Pressure (psi)	Min. Bend Radius (In.)
6PS188	86049	86050	3317-0108	3/8	0.71	1,500	6,000	3.25

† Hypalon is a registered trademark of DuPont.

* Hose stock specifications on page C7.





In the shop or in the field, Gates has a crimper for every job.




MobileCrimp® 4-20

- The latest in high tech crimping.
- Portable and lightweight – only 57 pounds.
- Powerful enough to crimp up to 1-1/4" I.D. 4 spiral-wire hose.
- Great for jobs in the field.
- Two control options for versatility:
 - Digital Dial accuracy for precise, consistent crimping.
 - Positive Stop for ease of repeatability.

Power Crimp® 707

- The most precise, yet simplest crimper made.
- The first crimper with electronic digital readout to indicate crimp diameter setting.
- Crimps low pressure return lines to high pressure spiral hoses, from 3/16" to 1-1/4" I.D.
- Crimps straight and bent tube couplings, plus 45° and 90° block types.
- Swage capable.



Power Crimp® 3000B

- Designed to stand the punishment of continued use.
- Ram can exert a hydraulic force in excess of 125 tons.
- Crimp all Gates hydraulic hose types 3/16" through 2" I.D. including 6 spiral-wire hose.
- Automatic limit switch gives push button convenience.

GC32-XD® Crimper

- Crimps every hose and coupling in the Gates hydraulic catalog, including 2-1/2" Global MegaVac® return lines.
- Electrical inverter* automatically converts any electrical input voltage greater than 208 volts to 220 volts (3 phase).
- Twice as fast as the Gates OmniCrimp® 21 crimper, which the GC32-XD is replacing.
- Quick change tool* enables fast loading and unloading of color-coded, numbered dies.

*Patent pending



EQUIPMENT
HOSE/CPLG. SELECTION
TECH. DATA
EXT. & VERY HIGH PRESS. HOSE
GS CPLGS.
PCM CPLGS.
PCS CPLGS.
HIGH & MED. PRESS. HOSE
MEGACRIMP® CPLGS.
PC CPLGS.
FIELD ATTACHABLE CPLGS.
AIR BRAKE HOSE & CPLGS.
MEGATECH® C5 HOSE & CPLGS.
LOW PRESS. HOSE & CPLGS.
C14 HOSE & CPLGS.
POLARSEAL® HOSE & CPLGS.
PWR. STG. HOSE & CPLGS.
THERMO-PLASTIC HOSE & CPLGS.
ADAPTERS
QUICK DISCONNECT CPLGS.
ACCESSORIES & ASSORTMENTS
PART NUMBER INDEXES

For complete crimper specifications, see the following pages.



The World's Most Trusted Name in Belts, Hose and Hydraulics.

www.gates.com

EQUIPMENT

HOSE/CPLG. SELECTION

TECH. DATA

EXT. & VERY HIGH PRESS. HOSE

GS CPLGS.

PCM CPLGS.

PCS CPLGS.

HIGH & MED. PRESS. HOSE

MEGACRIMP® CPLGS.

PC CPLGS.

FIELD ATTACHABLE CPLGS.

AIR BRAKE HOSE & CPLGS.

MEGATECH™ C5 HOSE & CPLGS.

LOW PRESS. HOSE & CPLGS.

C14 HOSE & CPLGS.

POLARSEAL® HOSE & CPLGS.

PWR. STG. HOSE & CPLGS.

THERMO-PLASTIC HOSE & CPLGS.

ADAPTERS

QUICK DISCONNECT CPLGS.

ACCESSORIES & ASSORTMENTS

PART NUMBER INDEXES

MobileCrimp® 4-20 Crimper

This light-weight, versatile crimper is powerful enough to crimp up to 1-1/4" 4 spiral-wire hose. Weighing approximately 57 pounds, this new field crimper combines the latest crimping technology with old-fashioned toughness and durability.

Features two control options:

Digital Dial Control

Just dial in appropriate crimp setting and hold the start button until light comes on and buzzer sounds, then release. Ability to lock in setting for multiple assemblies. Light and buzzer operate on two "AAA" batteries.

Part Number: 77421
Product Number: 7480-0051

Positive Stop Control

No settings necessary, color-coded spacer rings control the crimp. Just hold the start button until the ram extends to a fixed "stop" for each crimp, then release. Controlled crimp stroke for ease of repeatability.

Part Number: 77420
Product Number: 7480-0050



Accessories	Part Number	Product Number
Crimper-to-Pump Male Quick Disconnect	G95311-0606	7252-8831
Crimper-to-Pump Female Quick Disconnect	G95321-0606	7252-8830
Vinyl Cover	78496	7482-1120

MobileCrimp® 4-20 Die Selection Table

For MegaCrimp® (G25) Couplings

Hose Type	Hose Sizes						
	1/4"	3/8"	1/2"	5/8"	3/4"	1"	1-1/4"
M3K	MC21 or MC31	MC22 or MC32	MC33	MC34	MC35	MC37	—
M2T	MC21 or MC31	MC22 or MC32	MC33	MC34	MC35	MC37	—
G1	MC21 or MC31	MC22 or MC32	MC33	MC34	MC35	MC37	MC39
G2	MC21 or MC31	MC22 or MC32	MC33	MC34	MC35	MC37	MC39

For GlobalSpiral™ (G20) Couplings

Hose Type	Hose Sizes					
	3/8"	1/2"	5/8"	3/4"	1"	1-1/4"
G6K	MC33	MC33	MC35	MC35	MC37	—
G5K	MC33	MC33	MC35	MC35	MC37	—
C12M	MC33	MC33	MC35	MC35	MC37	MC39*

*MGS (G21 series) couplings only.

For other hose and coupling configurations, reference www.gates.com/ecrimp or Gates crimp data manual.

Die Sets (ordered separately)

Die Set	MC21/MC31	MC22/MC32	MC33	MC34	MC35	MC37	MC39
Part No.	78558/78468	78559/78469	78470	78471	78472	78474	78476
Product No.	7482-1220/1018	7482-1221/1019	7482-1133	7482-1134	7482-1135	7482-1137	7482-1139



MobileCrimp® 4-20 Power Sources

Wide selection of pumps to match all your power needs



Hand Pump

No power source needed. Economical, convenient and portable for use anywhere. Make factory-quality assemblies in the field to minimize downtime.

Part Number: 77821
Product Number: 7481-0006
Pressure Rating: 10,000 psi
Weight: 25.6 lbs.

Shop Air Pump

Works off standard shop air (90 psi). Economical, convenient and versatile for use wherever 90 psi compressed air is available.

Part Number: 77820
Product Number: 7481-0002
Pressure Rating: 10,000 psi
Weight: 10 lbs.



1/4 HP 12 Volt DC Pump

Mobile operation, runs on standard 12 volt car/truck battery or a 12 Volt portable battery pack. Ideal for tough jobs in the field.

Part Number: 77439
Product Number: 7481-0037
Pressure Rating: 10,000 psi
Weight: 20.5 lbs.

1/4 HP 115 Volt AC Pump

Economical and light weight for portability.

Part Number: 77440
Product Number: 7481-0033
Pressure Rating: 10,000 psi
Weight: 20 lbs.



1/2 HP 115 Volt AC Pump

Medium speed. Economical. Recommended for a stationary or mobile application.

Part Number: 77441
Product Number: 7481-0034
Pressure Rating: 10,000 psi
Weight: 32 lbs.

1-1/2 HP 115 Volt AC Pump

High speed. Recommended for stationary applications only.

Part Number: 77442
Product Number: 7481-0035
Pressure Rating: 10,000 psi
Weight: 108 lbs.



EQUIPMENT
HOSE/CPLG. SELECTION
TECH. DATA
EXT. & VERY HIGH PRESS. HOSE
GS CPLGS.
PCM CPLGS.
PCS CPLGS.
HIGH & MED. PRESS. HOSE
MEGACRIMP® CPLGS.
PC CPLGS.
FIELD ATTACHABLE CPLGS.
AIR BRAKE HOSE & CPLGS.
MEGATECH™ C5 HOSE & CPLGS.
LOW PRESS. HOSE & CPLGS.
C14 HOSE & CPLGS.
POLARSEAL® HOSE & CPLGS.
PWR. STG. HOSE & CPLGS.
THERMO-PLASTIC HOSE & CPLGS.
ADAPTERS
QUICK DISCONNECT CPLGS.
ACCESSORIES & ASSORTMENTS
PART NUMBER INDEXES



EQUIPMENT

HOSE/CPLG. SELECTION

Power Crimp® 707

TECH. DATA

Gates Power Crimp 707 is the most precise, yet simplest crimper made. It was the first crimper with electronic digital readout to indicate gauge setting.

EXT. & VERY HIGH PRESS. HOSE

The toughest part about using the 707 is pushing a button. It takes just a few seconds to make factory-quality hose assemblies.

GS CPLGS.

Crimps most hydraulic hoses from low pressure return lines to extremely high pressure spirals, from 3/16" to 1-1/4" I.D. Crimps straight and bent tube couplings, plus 45° and 90° block types. Can also be adapted for use as a power swager.

PCM CPLGS.

PCS CPLGS.

HIGH & MED. PRESS. HOSE

MEGACRIMP® CPLGS.

PC CPLGS.

FIELD ATTACHABLE CPLGS.

AIR BRAKE HOSE & CPLGS.

MEGATECH™ C5 HOSE & CPLGS.

LOW PRESS. HOSE & CPLGS.

C14 HOSE & CPLGS.

POLARSEAL® HOSE & CPLGS.

PWR. STG. HOSE & CPLGS.


THERMO-PLASTIC HOSE & CPLGS.

ADAPTERS

QUICK DISCONNECT CPLGS.

ACCESSORIES & ASSORTMENTS

PART NUMBER INDEXES



SPECIFICATIONS

Part Number: 77700
Product Number: 7480-0043

Standard PC707 without die sets wired for 115 volts (includes die backup ring and a notched cone).

Part Number: 77701
Product Number: 7480-0046

Standard PC707 without die sets wired for 230 volts (includes die backup ring, a notched cone and a no-notched cone).

Production Rate: 100 assemblies per hour (using 1/2" I.D. 2-wire straight thread assemblies).

Dimensions: 13" wide by 12" deep by 26-1/2" high.

Weight: 188 lbs.

Power Crimp® 707 Die Selection Table

For MegaCrimp® (G25) Couplings

Hose Type	Hose Sizes						
	1/4"	3/8"	1/2"	5/8"	3/4"	1"	1-1/4"
M3K	721 or 731	722 or 732	733	734	735	737	—
M2T	721 or 731	722 or 732	733	734	735	737	—
G1	721 or 731	722 or 732	733	734	735	737	739
G2	721 or 731	722 or 732	733	734	735	737	739

For GlobalSpiral™ (G20) Couplings

Hose Type	Hose Sizes					
	3/8"	1/2"	5/8"	3/4"	1"	1-1/4"
G6K	733	733	735	735	737	—
G5K	733	733	735	735	737	—
C12M	733	733	735	735	737	739

For other hose and coupling configurations, reference www.gates.com/ecrimp or Gates crimp data manual.

Die Sets (ordered separately)

Die Set	721/731	722/732	733	734	735	737*	739*
Part No.	78943/78931	78944/78932	78933	78934	78935	78937	78939
Product No.	7482-1217/0931	7482-1218/0932	7482-0933	7482-0934	7482-0935	7482-0937	7482-0939

* Must Use No-Notch Die Cone.

Die Cones: No-Notch Part Number: 78747, Product Number: 7482-0297.
Notched Part Number: 78736, Product Number: 7482-0239.

Power Crimp PC707 Power Source

The flows of two fixed displacement pumps are combined to deliver a high volume of oil at low pressure for fast transversion.



SPECIFICATIONS

Part Number: 77810
Product Number: 7481-0023
(115 volt, 30 amp, circuit, 1 h.p., 60 cycles)

Part Number: 77811
Product Number: 7481-0028
(230 volt, 15 amp, 1 h.p., 60 cycles)
Use only with crimper
Part Number 77701, Product Number 7480-0046

Dimensions: 12" wide by 25" deep by 12" high.

Weight: 70 lbs.

Maximum Working Pressure: 4,900 psi.

GC32-XD® Crimper

The new GC32-XD crimper from Gates crimps every hose and coupling in our hydraulics catalog—fast. The open crimper head accommodates any Gates hose construction or coupling configuration, including 2-1/2" Global MegaVac® return lines. And it makes them at a rate that's twice as fast as the Gates OmniCrimp® 21 crimper, which the GC32-XD is replacing. Internally, the GC32-XD uses a unique cloverleaf* design that simply produces a better crimp. Unlike standard annular head configurations, Gates' exclusive cloverleaf design reinforces the piston so the dies move smoother for more consistent crimps without any taper in the crimp OD.

*Patent pending
Rack and stand sold separately

GC32-XD® Crimper

For GlobalSpiral™ (G20) Couplings

Hose Type	Hose Sizes					
	3/8"	1/2"	5/8"	3/4"	1"	1-1/4"
G6K	32-33	32-33	32-35	32-35	32-37	32-310L
G5K	32-33	32-33	32-35	32-35	32-37	32-310L
C12M	32-33	32-33	—	32-35	32-37	32-39

For MegaCrimp® (G25) Couplings

Hose Type	Hose Sizes						
	1/4"	3/8"	1/2"	5/8"	3/4"	1"	1-1/4"
M3K	32-21 or 32-31	32-22 or 32-32	32-33	32-34	32-35	32-37	—
M2T	32-21 or 32-31	32-22 or 32-32	32-33	32-34	32-35	32-37	—
G1	32-21 or 32-31	32-22 or 32-32	32-33	32-34	32-35	32-37	32-39
G2	32-21 or 32-31	32-22 or 32-32	32-33	32-34	32-35	32-37	32-39

For other hose and coupling configurations, reference www.gates.com/ecrimp or Gates crimp data manual.

SPECIFICATIONS

Part Number: 78828

Product Number: 7480-7001

Dimensions: 37" high x 23" wide x 19-1/2" deep

Weight: 660 lbs.

Motor: 5 hp

Pump: 2-stage

Power Source: 208-264V, 45-65 Hz, 1 or 3 phase and 20 Amps

Maximum Operating Pressure: 470 tons

Stand: (Optional): 25-1/2" high x 31-3/4" wide X 16-1/2" deep (height adjustable)

For PC, PCS, & PCM Couplings

Hose Type	Hose Sizes	
	1-1/2"	2"
G6K	32-311	—
G5K	32-311	32-314
C12	32-311	32-313
G1H	32-310(L)	32-313
G2H	32-310(L)	32-313

Die Sets (ordered separately)

Die Set	32-21	32-22	32-31	32-33	32-34	32-35	32-36	32-37
Part No.	78860	78861	78862	78863	78864	78865	78866	78867
Product No.	7482-7128	7482-7129	7482-7130	7482-7131	7482-7132	7482-7133	7482-7134	7482-7135
Die Set	32-38	32-39	32-310L	32-311	32-312	32-313	32-314	32-40
Part No.	78868	78869	78870	78871	78872	78873	78874	78875
Product No.	7482-7136	7482-7137	7482-7138	7482-7139	7482-7140	7482-7141	7482-7142	7482-7143
Die Set	32-41	32-42	32-43	32-44	32-46	32-81	32-82	32-83
Part No.	78876	78877	78878	78879	78880	78881	78882	78883
Product No.	7482-7144	7482-7145	7482-7146	7482-7147	7482-7148	7482-7149	7482-7150	7482-7151
Die Set	32-71	32-72	32-73	32-74	32-75	32-84	32-85	32-86
Part No.	78671	78672	78673	78674	78675	78884	78885	78886
Product No.	7482-7200	7482-7201	7482-7202	7482-7203	7482-7204	7482-7152	7482-7153	7482-7154
Die Set	32-87	32-331	32-45					
Part No.	78887	78888	78889					
Product No.	7482-7155	7482-7156	7482-7157					



Power Crimp® 3000B

Crimp permanent hose assemblies in hose sizes from 3/16" through 2" I.D. (including 6 spiral-wire hose) using Gates Power Crimp 3000B.

Power Crimp 3000B is rugged enough to absorb the punishment of continued use. The ram can exert a hydraulic force in excess of 125 tons and can crimp all Gates hydraulic hose types, 3/16" through 2" I.D.

This Gates crimper uses an automatic limit switch to give push-button convenience during the crimping operation—accurately and dependably.

SPECIFICATIONS

Part Number: 77301
Product Number: 7480-0044

Dimensions: 10" X 10" X 25"

Weight: 375 lbs.

Production Rate: 209 assemblies per hour (using 1/2" I.D. 1-wire braid hose and straight stems with return stroke limiting arm).



Power Crimp® 3000B Die Selection Table

For GlobalSpiral™ (G20) Couplings

Hose Type	Hose Sizes					
	3/8"	1/2"	5/8"	3/4"	1"	1 1/4"
G6K	33	33	35	35	37	310L
G5K	33	33	35	35	37	310L
C12M	33	33	—	35	37	39

For PC, PCS, & PCM Couplings

Hose Type	Hose Sizes	
	1-1/2"	2"
G6K	311	—
G5K	311	314
C12	311	313
G1H	310(L)	313
G2H	310(L)	313

For MegaCrimp® (G25) Couplings

Hose Type	Hose Sizes						
	1/4"	3/8"	1/2"	5/8"	3/4"	1"	1-1/4"
M3K	21 or 31	22 or 32	33	34	35	37	—
M2T	21 or 31	22 or 32	33	34	35	37	—
G1	21 or 31	22 or 32	33	34	35	37	39
G2	21 or 31	22 or 32	33	34	35	37	39

For other hose and coupling configurations, reference www.gates.com/ecrimp or Gates crimp data manual.

Die Sets (ordered separately)

Die Set	21/31	22/32	33	34	35	37	39
Part No.	78358/78305	78359/78306	78307	78308	78309	78311	78313
Product No.	7482-1224/6515	7482-1225/6516	7482-6517	7482-6518	7482-6519	7482-6582	7482-7011
Die Set	310L [Ⓢ]	311	312	313	314	32C4	
Part No.	78357	78316	78317	78318	78319	78356	
Product No.	7482-1127	7482-7023	7482-7029	7482-6523	7482-0298	7482-6584	

[Ⓢ]310L supersedes 310 die.

Power Crimp 3000B Power Sources

ELECTRO-HYDRAULIC PUMP SPECIFICATIONS

All Hydraulic Pumps Pressure Rating: 11,000 psi

Part Number: 77801

Product Number: 7481-0013

440 Volt, 5 amp., 3 H.P., 3-Phase, 60 Cycles
12-Quart Oil Capacity (20W)

Part Number: 77800

Product Number: 7481-0014

230 Volt, 13 amp., 3 H.P., Single Phase,
60 Cycles, 12-Quart Oil Capacity (20W)

Different voltage pumps are available on special order.

Part Number: 77802

Product Number: 7481-0016

230 Volt, 10 amp., 3 H.P., 3-Phase,
60 Cycles, 12-Quart Oil Capacity (20W)

Part Number: 77803

Product Number: 7481-0026

115 Volt, 10 amp., 2 H.P., Single Phase,
60 Cycles, 8-Quart Oil Capacity (20W)



PolarSeal® Hose Portable Crimper II

Part Number: 77716

Product Number: 7480-6599

Gates portable PolarSeal Crimper II is a hand-operated hose and crimping machine specifically designed for crimping Gates PolarSeal couplings and is intended for use with Gates PolarSeal refrigerant hose. Standard dies included will crimp 5/16" (-6 Black), 13/32" (-8 Blue), 1/2" (-10 Green) and 5/8" (-12 Clear) sizes.

Features:

- Portable hand operation, easy to change over from size to size.
- Heavy-duty construction for use with air impact wrenches.
- Crimps 2-braid dimension or nylon barrier hose.
- OE-Style bubble crimp.
- Quick-change dies, no tools required to change sizes.
- Light-weight for easy handling, less than 6 lbs.
- Capable of crimping under-hood air conditioning applications.
- Includes four color-coded die sets for crimping 2-braid barrier hose.
- Removable die holder accommodates complicated shapes.
- Color-coded, urethane encased dies.
- Unit can be bench-mounted.
- Shipped in a custom carrying case with instructions.
- No electrical requirements.
- Locator flag centers ferrule in dies.



Hydraulic Hose Reel Rack

This sturdy and convenient rack stores three reels of hose. (Hose not included.)

Part Number: 78186

Product Number: 7484-0019

Dimensions: 30"D x 28"W x 72"H

Vertical Hydraulic Hose Cabinet

Rack up sales and get organized at the same time with a new 'vertical' hydraulic hose cabinet from Gates.

Part Number: 78188

Product Number: 7484-0022

- Six narrow and two wide slots to stock a variety of hydraulic hoses.
- Designed to support one hydraulic coupling cabinet on top for maximum efficiency.
- Optional choice for use as cabinet base with maximum of one four-drawer cabinet.

Shown with four-drawer cabinet (purchase separately as Part No. 78190/ Product No. 7484-0010).



EQUIPMENT
HOSE/CPLG. SELECTION
TECH. DATA
EXT. & VERY HIGH PRESS. HOSE
GS CPLGS.
PCM CPLGS.
PCS CPLGS.
HIGH & MED. PRESS. HOSE
MEGACRIMP® CPLGS.
PC CPLGS.
FIELD ATTACHABLE CPLGS.
AIR BRAKE HOSE & CPLGS.
MEGATECH™ C5 HOSE & CPLGS.
LOW PRESS. HOSE & CPLGS.
C14 HOSE & CPLGS.
POLARSEAL® HOSE & CPLGS.
PWR. STG. HOSE & CPLGS.
THERMO-PLASTIC HOSE & CPLGS.
ADAPTERS
QUICK DISCONNECT CPLGS.
ACCESSORIES & ASSORTMENTS
PART NUMBER INDEXES



Hydraulic Coupling Cabinet

Customized to fit all your needs!

Now even more versatile, these easy-to-assemble units are compactly designed to give you years of reliable service. *Components are ordered individually* by part/product number for easy customization.

1 ■ MobileCrimp® 4-20

Pre-drilled holes in mounting shelf (item #2 below) allows easy mounting of either the Positive Stop or Digital Dial MobileCrimp 4-20 crimper.

Safety Hints:

If the MobileCrimp 4-20 is mounted on top of the cabinet, you **must**

- Use crimper mounting shelf (item #2 below)
- Bolt shelf and cabinet to wall using pre-drilled holes
- Not use the caster leg set

2 ■ Mounting Shelf for MC 4-20 Crimper

Part No. 78193

Product No. 7484-0013

3 ■ Coupling Cabinet with 4 Sliding Shelves (2 Shown)

Part No. 78190

Product No. 7484-0010

Shelves slide out for easy access and can hold a combination of ten 3-1/2" wide bin boxes or five 7" wide bin boxes. Unit can be stacked and bolted together as shown in illustration. Each measures 41" wide x 21" high x 12" deep.

Safety Hint:

Slide open only one shelf at a time to avoid tipping

4 ■ Stationary Legs (Shown)

Part No. 78191

Product No. 7484-0011

Allows for precise leveling.

Heavy-Duty Caster Leg Set (Not Shown)

Part No. 78192

Product No. 7484-0012

Sets consists of 4 heavy-duty casters, two of which can be locked.

5 ■ Bin Boxes

Ordered separately in whatever combination best fits your needs. Dividers come with each bin box. Each bin box has available slots to allow for maximum utilization.

Description


Ten 3.5" wide bins with 30 dividers
Five 7" wide bins with 15 dividers
Three dividers for 3.5" wide bin box
Four dividers for 7" wide bin box

Part No.

78194
78195
78196
78197

Product No.

7484-0014
7484-0015
7484-0016
7484-0017



When assembled, the typical combination of two 4-shelf coupling cabinets and stationary leg set as shown measures 48" high x 41" wide by 12" deep.

2-Drawer Coupling Cabinet

Part No. 78189

Product No. 7484-0021

This two-drawer cabinet is ideal to add nylon air brake tubing couplings to your hydraulic inventory. This cabinet can be stacked and bolted together with your existing hydraulic cabinet. Uses the same bin boxes as 5 above. Measures 41" wide x 11" high x 12" deep.






Work Bench

Part Number: 78022

Product Number: 7484-0020

Dimensions: 36" Wide X 24" Deep x 36" Tall

This new hydraulic work bench is ideal for holding either the Power Crimp® 707 or MobileCrimp® 4-20 crimpers as well as hydraulic saws. The lower shelf can be used for storage or as shown with the pump. It is made of an angle iron frame construction with a high-density fiberboard top and welded 13-gauge steel lower shelf. All hardware is included to allow for easy assembly in about 10 minutes.



Hydraulic Coupling Bin

Part Number: 78207

Product Number: 7484-0007

24-bin cabinet is constructed of heavy gauge steel. Cabinet measures 34" wide x 24" high x 12" deep. Excellent for storing large 1-1/4" – 2" I.D. couplings.



Coupling Bin Boxes

Bin box for hydraulic couplings. Corrugated cardboard design gives extra strength. Includes four dividers per box.

Part Number: 78208 (carton of 50)

Product Number: 7484-0008

Measures: 5" wide x 4-1/2" high x 11" deep.

Part Number: 78212 (carton of 25)

Product Number: 7484-0009

Measures: 7-1/2" wide x 4-1/2" high x 11" deep.

Gates Hose Cutter Model 2-24

For 2-wire braid hose through 1-1/2" ID.

Part Number: 78023

Product Number: 7480-6600

Clean Easy Cuts – Safe Operation

FEATURES:

- Cuts up to 1-1/2" I.D. two-wire braid reinforced hose.
- Designed to operate on standard 20 Amp service.
- Reversible 8" scalloped-edge, high-speed steel blade with 5/8" bore, can be sharpened.
- Radius hose feed into blade for safety and reduced friction.
- Inner blade guard for safe operation.

SPECIFICATIONS

Power Source: 1-1/2 HP (2.6 HP Peak), 115V, 60 Hz., 15 Amp motor with power cord and plug.

Dimensions: 13" wide by 24" length by 17" high.

Weight: 65 lbs.



Replacement Blade

Part Number: 78008

Product Number: 7793-0113

EQUIPMENT

HOSE/CPLG. SELECTION

TECH. DATA

EXT. & VERY HIGH PRESS. HOSE

GS CPLGS.

PCM CPLGS.

PCS CPLGS.

HIGH & MED. PRESS. HOSE

MEGACRIMP® CPLGS.

PC CPLGS.

FIELD ATTACHABLE CPLGS.

AIR BRAKE HOSE & CPLGS.

MEGATECH™ C5 HOSE & CPLGS.

LOW PRESS. HOSE & CPLGS.

C14 HOSE & CPLGS.

POLARSEAL® HOSE & CPLGS.

PWR. STG. HOSE & CPLGS.

THERMO-PLASTIC HOSE & CPLGS.

ADAPTERS

QUICK DISCONNECT CPLGS.

ACCESSORIES & ASSORTMENTS

PART NUMBER INDEXES



Gates Power Cutter 207

Part Number: 78019

Product Number: 7480-6598

Effortless Straight Cuts Every Time

- Clear face shield for added safety.
- Powerful high torque, 4.2 horsepower peak motor that makes cutting faster and easier.
- Includes scalloped, 12" blade to dissipate heat, reducing friction for clean, faster cuts up to 1-1/4" I.D.
- Optional abrasive blade for continuous use with 1-1/4" I.D. and larger spiral-wire reinforced hose.
- Safely cuts 2- and 4-wire hoses through 2", 6-wire hoses through 1-1/4".
- Reversible blade can be sharpened; removal and installation is easy.
- Cuts small 3/16" I.D. hose and handles the tough jobs, including 2" I.D. spiral wire hoses.*
- Easy to use, front face plate with moveable pins holds hose securely for a clean straight cut.
- Sturdy blade guard shields blade for safety.
- Permanent mounting brackets (included) to attach saw to table.

*Optional abrasive blade preferred for cutting spiral-wire hose, larger than 1-1/4" I.D.

CUTTER SPECIFICATIONS

Shaft Hole Diameter: 1"

Power Source: 4.2 HP Peak, 115/50/60 Hz. 20 Amps.

No Load Speed: 3,500 rpm

Dimensions: 22-1/2" wide by 18-1/4" length by 23-1/2" high

Weight: 65 lbs.



Caution: Keep blade sharp. Heat generated by a dull blade can damage steel and flare the hose.

BLADE SPECIFICATIONS

Blade Dimensions: 12" x 1/8"

Scalloped Replacement

Part Number: 78009

Product Number: 7482-0983

Optional Abrasive

Part Number: 78011

Product Number: 7482-0426

Gates Hose Cutter Model 6-32

For 6-wire spiral and 2-wire braid hose through 2" I.D.

Part Number: 78018

Product Number: 7480-6597

Clean Easy Cuts – Safe Operation

FEATURES:

- Cuts up to 2" I.D. 2-wire braid through 6-spiral reinforced hose.
- Reversible 10" scalloped-edge, high-speed steel blade with 3/4" bore, can be sharpened.
- Radius hose feed into blade for safety and reduced friction.
- Inner blade guard for safe operation.
- Power cord supplied with standard 220V, 20 Amp, AC Plug. Can be removed for hard wire situations.
- Includes **Coolant Spray System Kit** for reduced heat in high-capacity cutting applications (recommended for multi-braid and spiral reinforced hose). Kit includes reservoir, spray nozzle and mounting hardware.



SPECIFICATIONS

Power Source: 3 HP (5.2 HP Peak), Single or three phase, 230V, 60 Hz., 15 Amp motor with power cord and plug

Dimensions: 22" wide by 42" length by 24" high

Weight: 215 lbs.

Replacement Blade

Part Number: 78003

Product Number: 7482-1329



2-16 Portable Hose Saw

SPECIFICATIONS

- Voltage:** 120 VAC
- Cycle:** 60 Hz / 1 phase
- Power:** 5 A
- No-load speed:** 8,300 rpm
- Wheel size:** 7"
- Arbor Hole:** 7/8"



Description	Part Number	Product Number
2-16 Saw Blade	78025	7482-0003
2-16 Saw Brushes for Motor	78026	7482-0000
2-16 Saw	78024	7480-6601
2-16 Saw Replacement Motor	78027	7482-0004

FEATURES:

- Hydraulic cut-off saw
- Abrasive cut-off wheel
- Open-end wrench
- Instruction manual
- Hex key

Hand-Held Hose Cutter

Part Number: 91153
Product Number: 7469-0153

Makes clean cuts—no ragged edges. Cuts most non-metal reinforced rubber hoses. Excellent for cutting PolarSeal® hose.

FEATURES:

- Lightweight with nylon handles.
- Blade closes into handle for safety.
- Cutter and blades packaged individually on shrink-wrapped cards.



Replacement Blade

Part Number: 91154
Product Number: 7469-0154


Small Nylon Tubing Cutter & Replacement Blades

Part Number: 78015
Product Number: 7208-40105

The Gates tubing cutter gives straight, clean, square cuts on J844 tubing.

FEATURES:

- Lightweight and compact size – 3/4" by 3".
- Designed to ensure user's safety.
- "Blade guard" offers more protection against accidental blade contact.
- Handle has ribs for improved grip.



Replacement Blade

Part Number: 78016
Product Number: 7208-40205

Gates also offers replacement blades in a five pack bag.

EQUIPMENT

HOSE/CPLG. SELECTION

TECH. DATA

EXT. & VERY HIGH PRESS. HOSE

GS CPLGS.

PCM CPLGS.

PCS CPLGS.

HIGH & MED. PRESS. HOSE

MEGACRIMP® CPLGS.

PC CPLGS.

FIELD ATTACHABLE CPLGS.

AIR BRAKE HOSE & CPLGS.

MEGATECH™ C5 HOSE & CPLGS.

LOW PRESS. HOSE & CPLGS.

C14 HOSE & CPLGS.

POLARSEAL® HOSE & CPLGS.

PWR. STG. HOSE & CPLGS.

THERMO-PLASTIC HOSE & CPLGS.

ADAPTERS

QUICK DISCONNECT CPLGS.

ACCESSORIES & ASSORTMENTS

PART NUMBER INDEXES



SureLok™ Pliers

Specifically designed to detach push-lock fittings, plus a whole lot more like vacuum lines, PCV valves, fuel filters, water overflow lines and wiper tubing. They are available in two designs—angled and vertical. The angled pliers are great for those tight underhood applications. The vertical pliers work best for those straight-on, easy-to-reach locations. The small pliers fit 1/8" to 3/8" applications, while the large pliers are designed for 3/8" to 5/8" lines.



Swager Conversion Kit for the Power Crimp® 707

Produces top quality assemblies using Gates GT7(C7S), GT7NC(C7SNC), GT8 and GT8NC thermoplastic hydraulic hose with Gates PCTS couplings and Gates C14 PTFE hose and couplings.

Easily converts the Power Crimp 707 to a power swager.

Description	Part Number	Product Number
Complete Kit	78081	7480-0040
Collar	78820	7482-0429
Die Cone	78821	7482-0430
Adapter	78824	7482-0433
Actuator Rod	78753	7482-0482
1/2" Spacer Ring	78184	7482-1253

Dies and pushers must be ordered separately. See Swage Data Chart in Gates Crimp Data Manual (428-7365, Auto./35019, Ind.) for details.



Gates HS-1 Hand Swager

Part Number: 78080
Product Number: 7483-1000

Produces top quality assemblies using Gates GT7(C7S), GT7NC(C7SNC), GT8 and GT8NC thermoplastic hydraulic hose with Gates PCTS couplings and Gates C14 PTFE hose and couplings.

Simply insert the assembly into the swager from the bottom, place dies around the coupling, and pump the handle.

A 6-ton jack then goes to work and the swage is completed. Positive dies assure you a correct swage every time.


The perfectly swaged assembly is removed and you are ready to repeat the process.

Pushers and dies must be ordered separately.

SPECIFICATIONS

Dimensions: 15" wide by 7" deep by 19 1/2" high

Weight: 41 lbs.





Hose Assembly Machine Power Mate 25

Portable Hose Assembly Machine for Field Attachable Couplings.

Machine

Part Number: 78020

Product Number: 7480-0029

(115 volts, 30 amps, 1 phase, 60 cycles.)

Folding Stand

Part Number: 78021

Product Number: 7480-0030

- Produces complete, dependable hose assemblies.
- Applies Field Attachable couplings in sizes from 3/16" through 2" I.D. on medium and high-pressure hoses.
- Accommodates Male Pipe, Swivel, Flange and Elbow type Field Attachable couplings.
- Easy and safe to operate.
- Hand-Skiving Tool can be used with Power Mate 25.
- Affords quick and simple operation—reduces costly down time and delays.
- Heavy-duty—provides years of trouble-free service.
- Weighs 141 lbs. (without stand). Takes up less than 4 by 5 ft. of floor space with stand.
- Can be bench mounted or made portable with folding leg stand available.



Hand Skiving Tool

Kit

Part Number: 78030

Product Number: 7480-0413

Spare Blade


Part Number: 78041

Product Number: 7482-0410

For use in skiving 3/16" through 2" I.D. wire braid and spiral reinforced hydraulic hose.

Skiving kit contains:

- Bracket
- Allen wrench
- Knife holder with knife
- Wire brush
- Brace



Ten mandrels (ordered separately) are available. Mandrels are adjustable so you can skive any Gates hose to the correct length. Can be used with Power Mate 25.

Mandrels:

Size	Part Number	Product Number	Size	Part Number	Product Number
3/16"	78031	7482-0400	3/4"	78036	7482-0405
1/4"	78032	7482-0401	1"	78037	7482-0406
3/8"	78033	7482-0402	1-1/4"	78038	7482-0407
1/2"	78034	7482-0403	1-1/2"	78039	7482-0408
5/8"	78035	7482-0404	2"	78040	7482-0409


Push-On Tool

Part Number: 78050

Product Number: 7480-0100

This hand-operated coupling machine, made of rugged cast iron and steel construction, eliminates the hard work of manually pushing stems into hoses.

It comes complete with mandrels for the 1/4", 3/8", 1/2", 5/8" and 3/4" I.D. sizes of Lock-On couplings. It can also be used to insert Power Crimp® couplings into 1/4", 3/8", 1/2", 5/8" and 3/4" hose sizes.



EQUIPMENT

HOSE/CPLG. SELECTION

TECH. DATA

EXT. & VERY HIGH PRESS. HOSE

GS CPLGS.

PCM CPLGS.

PCS CPLGS.

HIGH & MED. PRESS. HOSE

MEGACRIMP® CPLGS.

PC CPLGS.

FIELD ATTACHABLE CPLGS.

AIR BRAKE HOSE & CPLGS.

MEGATECH™ C5 HOSE & CPLGS.

LOW PRESS. HOSE & CPLGS.

C14 HOSE & CPLGS.

POLARSEAL® HOSE & CPLGS.

PWR. STG. HOSE & CPLGS.

THERMO-PLASTIC HOSE & CPLGS.

ADAPTERS

QUICK DISCONNECT CPLGS.

ACCESSORIES & ASSORTMENTS

PART NUMBER INDEXES



EQUIPMENT

HOSE/CPLG. SELECTION

TECH. DATA

EXT. & VERY HIGH PRESS. HOSE

GS CPLGS.

PCM CPLGS.

PCS CPLGS.

HIGH & MED. PRESS. HOSE

MEGACRIMP® CPLGS.

PC CPLGS.

FIELD ATTACHABLE CPLGS.

AIR BRAKE HOSE & CPLGS.

MEGATECH™ C5 HOSE & CPLGS.

LOW PRESS. HOSE & CPLGS.

C14 HOSE & CPLGS.

POLARSEAL® HOSE & CPLGS.

PWR. STG. HOSE & CPLGS.

THERMO-PLASTIC HOSE & CPLGS.

ADAPTERS

QUICK DISCONNECT CPLGS.

ACCESSORIES & ASSORTMENTS

PART NUMBER INDEXES

Hand-Operated Hose Perforator Tool

These hose perforators have needle-studded wooden rollers which perforate the covers of non-skive wire braid hose used in high pressure inert gas applications. They are hand-operated so the operator can control the degree of perforation in the hose cover.

1-1/4" Hose Perforator for 3/16" – 3/4" I.D. Hose

Part Number: 78070

Product Number: 7482-6565

Dimension: 2-1/2" O.D. roller by 1-1/4" wide by 8" OAL.

Weight: 3/4 lbs.

3" Hose Perforator for 1" – 2" I.D. Hose

Part Number: 78071

Product Number: 7482-6566

Dimension: 3-3/4" O.D. roller by 3" wide by 9-1/2" OAL.

Weight: 1-1/4 lbs.



C14 Hose Cutting Shear — Recommended for C14 PTFE Hose

Part Number: 78006

Product Number: 7480-6596

This cutting shear handles Gates C14 PTFE hose up through -16 without requiring pretaping of the hose. The shear is fast and easy to use and results in a very clean cut.

Weight: 18 lbs.

Dimensions: 9" wide x 15" high x 14" deep. 30" handle.





C14 Hose Insertion Die Holder — For Use with Hose Insertion Dies

Required for inserting hose into ferrule on all sizes. Use the fixture (see photo) to mount the Hose Insertion Die Holder onto a bench top to aid in the assembly of Gates C14 hose. Each item listed in the table below must be ordered separately.

Description Number	Part Number	Produ
Hose Insertion Die Holder	78518	7483-0510
Hose Insertion Fixture	78517	7483-0511



C14 Hose Insertion Dies

Used to guide the hose into the ferrule when used with the Hose Insertion Die Holder. One set required for each hose size.



C14 Hose Expanders

Used to expand the hose and round out the tube after cutting and to insert the stem into the hose. One expander for each hose size.



C14 Swage Pushers

Specially designed to accommodate Gates C14 couplings. They protect the threads and bottom out on the dies to complete the swage. Use the C14 Swage Data Chart in Gates Crimp Data Manual to determine the proper pushers.



C14 Swage Dies

Specifically designed to swage Gates C14 hose assemblies. They provide the required swage dimensions to meet full performance. One die set is required for each hose size.



MegaCrimp® Coupling Insertion Tool

Offers an easy way to confirm the right insertion depth for all Gates wire-braid hydraulic hoses.

To use, simply insert the hose into its proper slot indicated by dash size, push it all the way in, check for square cut (maximum allowable angle of cut is five degrees), then mark the insertion depth on the hose.



EQUIPMENT

HOSE/CPLG. SELECTION

TECH. DATA

EXT. & VERY HIGH PRESS. HOSE

GS CPLGS.

PCM CPLGS.

PCS CPLGS.

HIGH & MED. PRESS. HOSE

MEGACRIMP® CPLGS.

PC CPLGS.

FIELD ATTACHABLE CPLGS.

AIR BRAKE HOSE & CPLGS.

MEGATECH™ C5 HOSE & CPLGS.

LOW PRESS. HOSE & CPLGS.

C14 HOSE & CPLGS.

POLARSEAL® HOSE & CPLGS.

PWR. STG. HOSE & CPLGS.

THERMO-PLASTIC HOSE & CPLGS.

ADAPTERS

QUICK DISCONNECT CPLGS.

ACCESSORIES & ASSORTMENTS

PART NUMBER INDEXES



MegaClean™ System

Used to remove dirt from the inside out with the help of pressurized launchers and compatible nozzles. Gates MegaClean foam projectiles sweep through the inside surface of the hose, taking fine particles of loose dirt and other contaminants with them. At 20–30 percent larger than the hose ID, these projectiles leave nothing behind but a hose that truly is clean from the inside out.

Description	Product Number	Part Number
MegaClean Starter Kit-K40-64	7467-0000	MC-K40-64
MegaClean Starter Kit-32	7467-0001	MC-K32
MegaClean Starter Kit-20	7467-0002	MC-K20
MegaClean Bench Mount Kit-20	7467-0003	MC-BM20
MegaClean L-32 Hand Launcher	7467-1000	MC-L32
MegaClean L-20 Hand Launcher	7467-1001	MC-L20
MegaClean L-64 Hand Launcher	7467-1002	MC-L64
MegaClean Male Quick Release Rotary Plug	7467-2000	MC-MQRP
MegaClean Female Quick Coupler for Launcher	7467-2001	MC-FQRC
MegaClean LC32 (Case Only)	7467-1003	MC-LC32
MegaClean LC64 (Case Only)	7467-1004	MC-LC64
MegaClean LC20 (Case Only)	7467-1005	MC-LC20
MegaClean Projectile Catcher Bucket	7467-1006	MC-PCB
MegaClean Assembly Tape	7467-1007	MC-TAPE
MegaClean Launcher Stand 32 & 64	7467-1008	MC-LSTAND
MegaClean Adapter Ring GAR-1 for MCL-32 (-2 thru-20)	7467-2003	MC-GAR-1
MegaClean Adapter Ring GAR-1 for MCL64 (-2 thru-20)	7467-2004	MC-GAR-2
MegaClean Adapter Ring GAR-1 for MCL64 (-24 and-32)	7467-2005	MC-GAR-3
MegaClean GH-04 Hose Nozzle	7467-3000	MC-GH-04
MegaClean GH-05 Hose Nozzle	7467-3001	MC-GH-05
MegaClean GH-06 Hose Nozzle	7467-3002	MC-GH-06
MegaClean GH-08 Hose Nozzle	7467-3003	MC-GH-08
MegaClean GH-10 Hose Nozzle	7467-3004	MC-GH-10
MegaClean GH-12 Hose Nozzle	7467-3005	MC-GH-12
MegaClean GH-16 Hose Nozzle	7467-3006	MC-GH-16
MegaClean GH-20 Hose Nozzle	7467-3007	MC-GH-20
MegaClean GH-24 Hose Nozzle	7467-3008	MC-GH-24
MegaClean GH-32 Hose Nozzle	7467-3009	MC-GH-32
MegaClean GH-40 to GH-64 Hose Nozzle Assortment	7467-3010	MC-GH-40-64
MegaClean GT-02 Tube Nozzle	7467-3011	MC-GT-02
MegaClean GA-04 JIC Assembly Nozzle	7467-3012	MC-GA-04
MegaClean GT-04 Tube Nozzle	7467-3013	MC-GT-04
MegaClean GT-05 Tube Nozzle	7467-3014	MC-GT-05
MegaClean GA-06 JIC Assembly Nozzle	7467-3015	MC-GA-06
MegaClean GT-06 Tube Nozzle	7467-3016	MC-GT-06
MegaClean GA-08 Assembly JIC Nozzle or Tube	7467-3017	MC-GA-08
MegaClean GA-10 Assembly JIC Nozzle or Tube	7467-3018	MC-GA-10
MegaClean GA-12 Assembly JIC Nozzle or Tube	7467-3019	MC-GA-12
MegaClean GA-16 Assembly JIC Nozzle or Tube	7467-3020	MC-GA-16
MegaClean GT-20 Tube Nozzle	7467-3021	MC-GT-20
MegaClean GA-20 Assembly JIC Nozzle or Tube	7467-3022	MC-GA-20
MegaClean GA-24 Assembly JIC Nozzle or Tube	7467-3023	MC-GA-24
MegaClean GA-32 Assembly JIC Nozzle or Tube	7467-3024	MC-GA-32
MegaClean GA-04 FFORX Flat Face Nozzle	7467-3025	MC-GA-04-FFORX





MegaClean™ System

Description	Product Number	Part Number
MegaClean HAP-04-01 Assembly Projectile (100 ea)	7467-50005	MC-HAP-04-1
MegaClean HAP-04 Assembly Projectile (100 ea)	7467-50015	MC-HAP-04
MegaClean HP-04 Hose Projectile (100 ea)	7467-50025	MC-HP-04
MegaClean HAP-06 Assembly Projectile (100 ea)	7467-50035	MC-HAP-06
MegaClean HP-06 Hose Projectile (100 ea)	7467-50045	MC-HP-06
MegaClean HAP-08 Assembly Projectile (100 ea)	7467-50055	MC-HAP-08
MegaClean HP-08 Hose Projectile (100 ea)	7467-50065	MC-HP-08
MegaClean HP-08-1 Hose Projectile (50 ea)	7467-50075	MC-HP-08-1
MegaClean HP-10 Hose Projectile (50 ea)	7467-50085	MC-HP-10
MegaClean HP-10-1 Hose Projectile (50 ea)	7467-50095	MC-HP-10-1
MegaClean HP-12 Hose Projectile (50 ea)	7467-50105	MC-HP-12
MegaClean HP-12-1 Hose Projectile (40 ea)	7467-50115	MC-HP-12-1
MegaClean HP-14 Hose Projectile (40 ea)	7467-50125	MC-HP-14
MegaClean HP-16 Hose Projectile (40 ea)	7467-50135	MC-HP-16
MegaClean HP-16-1 Hose Projectile (30 ea)	7467-50145	MC-HP-16-1
MegaClean HP-20 Hose Projectile (30 ea)	7467-50155	MC-HP-20
MegaClean HP-20-1 Hose Projectile (20 ea)	7467-50165	MC-HP-20-1
MegaClean HP-24 Hose Projectile (20 ea)	7467-50175	MC-HP-24
MegaClean HP-24-1 Hose Projectile (15 ea)	7467-50185	MC-HP-24-1
MegaClean HP-32 Hose Projectile (15 ea)	7467-50195	MC-HP-32
MegaClean HP-32-1 Hose Projectile (10 ea)	7467-50205	MC-HP-32-1
MegaClean HP-40 Hose Projectile (10 ea)	7467-50215	MC-HP-40
MegaClean HP-48 Hose Projectile (10 ea)	7467-50225	MC-HP-48
MegaClean HP-56 Hose Projectile (10 ea)	7467-50235	MC-HP-56
MegaClean HP-64 Hose Projectile (10 ea)	7467-50245	MC-HP-64
Description – Bulk Pack	Product Number	Part Number
MegaClean HAPB-04-01 Assembly Projectile Bulk (10000 ea)	7467-5000	MC-HAPB-04-1
MegaClean HAPB-04 Assembly Projectile Bulk (10000 ea)	7467-5001	MC-HAPB-04
MegaClean HAPB-04 Assembly Projectile Bulk (10000 ea)	7467-5002	MC-HPB-04
MegaClean HAPB-06 Assembly Projectile Bulk (10000 ea)	7467-5003	MC-HAPB-06
MegaClean HPB-06 Hose Projectile Bulk (10000 ea)	7467-5004	MC-HPB-06
MegaClean HAPB-08 Assembly Projectile Bulk (10000 ea)	7467-5005	MC-HAPB-08
MegaClean HPB-08 Hose Projectile Bulk (10000 ea)	7467-5006	MC-HPB-08
MegaClean HPB-08-1 Hose Projectile Bulk (9000 ea)	7467-5007	MC-HPB-08-1
MegaClean HPB-10 Hose Projectile Bulk (7000 ea)	7467-5008	MC-HPB-10
MegaClean HPB-10-1 Hose Projectile Bulk (5500 ea)	7467-5009	MC-HPB-10-1
MegaClean HPB-12 Hose Projectile Bulk (4000 ea)	7467-5010	MC-HPB-12
MegaClean HPB-12-1 Hose Projectile Bulk (3800 ea)	7467-5011	MC-HPB-12-1
MegaClean HPB-14 Hose Projectile Bulk (3500 ea)	7467-5012	MC-HPB-14
MegaClean HPB-16 Hose Projectile Bulk (2000 ea)	7467-5013	MC-HPB-16
MegaClean HPB-16-1 Hose Projectile Bulk (1900 ea)	7467-5014	MC-HPB-16-1
MegaClean HPB-20 Hose Projectile Bulk (1500 ea)	7467-5015	MC-HPB-20
MegaClean HPB-20-1 Hose Projectile Bulk (1200 ea)	7467-5016	MC-HPB-20-1
MegaClean HPB-24 Hose Projectile Bulk (650 ea)	7467-5017	MC-HPB-24
MegaClean HPB-24-1 Hose Projectile Bulk (600 ea)	7467-5018	MC-HPB-24-1
MegaClean HPB-32 Hose Projectile Bulk (450 ea)	7467-5019	MC-HPB-32
MegaClean HPB-32-1 Hose Projectile Bulk (360 ea)	7467-5020	MC-HPB-32-1



EQUIPMENT

HOSE/CPLG. SELECTION

TECH. DATA

EXT. & VERY HIGH PRESS. HOSE

GS CPLGS.

PCM CPLGS.

PCS CPLGS.

HIGH & MED. PRESS. HOSE

MEGACRIMP® CPLGS.

PC CPLGS.

FIELD ATTACHABLE CPLGS.

AIR BRAKE HOSE & CPLGS.

MEGATECH™ C5 HOSE & CPLGS.

LOW PRESS. HOSE & CPLGS.

C14 HOSE & CPLGS.

POLARSEAL® HOSE & CPLGS.

PWR. STG. HOSE & CPLGS.

THERMO-PLASTIC HOSE & CPLGS.

ADAPTERS

QUICK DISCONNECT CPLGS.

ACCESSORIES & ASSORTMENTS

PART NUMBER INDEXES



Seven Easy Steps For Selecting The Proper Hose

An effective way to remember hose selection criteria is to remember the word...

STAMPED

- S** = Size
- T** = Temperature
- A** = Application
- M** = Material to be conveyed
- P** = Pressure
- E** = Ends or couplings
- D** = Delivery (volume and velocity)

1. Hose Size (Dash Numbers)

The inside diameter of the hose must be adequate to keep pressure loss to a minimum and avoid damage to the hose due to heat generation or excessive turbulence. See hose sizing Nomographic Chart on page C63.

To determine the replacement hose size, read the layline printing on the side of the original hose. If the original hose layline is painted over or worn off, the original hose must be cut and the inside diameter measured for size.

NOTE: Before cutting an original hose assembly, measure the overall assembly length and fitting orientation. These measurements will be required to build the replacement assembly.

The hydraulics industry has adopted a measuring system called Dash Numbers to indicate hose and coupling size. The number which precedes the hose or coupling description is the dash size (see following table). This industry standard number denotes hose I.D. in sixteenths of an inch. (The exception to this is the SAE100R5 hoses C5C, C5D, C5E, C5M as well as, C14 and AC134a, where dash sizes denote hose I.D. equal to equivalent tube O.D.) See chart to the right.

Dash No.	Hose I.D. (Inches)			
	All Except C5 Series, C14 and AC134a		C5 Series, C14 and AC134a	
	Inches	Millimeters	Inches	Millimeters
-2	1/8	3.2	--	--
-3	3/16	4.8	--	--
-4	1/4	6.4	3/16	4.8
-5	5/16	7.9	1/4	6.4
-6	3/8	9.5	5/16	7.9
-8	1/2	12.7	13/32	10.3
-10	5/8	15.9	1/2	12.7
-12	3/4	19.0	5/8	15.9
-14	7/8	22.2	--	--
-16	1	25.4	7/8	22.2
-20	1-1/4	31.8	1-1/8	28.6
-24	1-1/2	38.1	1-3/8	34.9
-32	2	50.8	1-13/16	46.0
-36	2-1/4	57.6	--	--
-40	2-1/2	63.5	2-3/8	60.3
-48	3	76.2	--	--
-56	3-1/2	88.9	--	--
-64	4	101.6	--	--
-72	4-1/2	115.2	--	--

EQUIPMENT

HOSE/CPLG. SELECTION

TECH. DATA

EXT. & VERY HIGH PRESS. HOSE

GS CPLGS.

PCM CPLGS.

PCS CPLGS.

HIGH & MED. PRESS. HOSE

MEGACRIMP® CPLGS.

PC CPLGS.

FIELD ATTACHABLE CPLGS.

AIR BRAKE HOSE & CPLGS.

MEGATECH® C5 HOSE & CPLGS.

LOW PRESS. HOSE & CPLGS.

C14 HOSE & CPLGS.

POLARSEAL® HOSE & CPLGS.

PWR. STG. HOSE & CPLGS.

THERMO-PLASTIC HOSE & CPLGS.

ADAPTERS

QUICK DISCONNECT CPLGS.

ACCESSORIES & ASSORTMENTS

PART NUMBER INDEXES

Selecting The Proper Hose — con't.

Hose O.D. can be a critical factor when hose routing clamps are used or hoses are routed through bulkheads. Check individual hose specification tables for O.D.'s.

2. Temperature

When selecting a replacement assembly, two areas of temperature must be considered. These are fluid temperature and ambient temperature. The hose selected must be capable of withstanding the minimum and maximum temperature seen by the system. Care must be taken when routing near hot manifolds and in extreme cases a heat shield may be advisable.

See the Gates Hydraulic Hose Selection Guide on pages C4 and C5; Hose Specification Pages; and/or the Additional Temperature Limits For Gates Hydraulic Hoses Chart on page C8 for temperature ranges and limits for water, water/oil emulsions and water/glycol solutions.

3. Application

Determine where or how the replacement hose or assembly is to be used. Most often only a duplicate of the original hose will have to be made. To fulfill the requirements of the application, additional questions may need to be answered, such as:

- Where will hose be used?
- Fluid and/or Ambient Temperature?
- Hose Construction?
- Equipment Type?
- Fluid Compatibility?
- Thread End Connection Type?
- Working and Surge Pressures?
- Environmental Conditions?
- Permanent or Field Attachable Couplings?
- Suction Application?
- Routing Requirements?
- Thread Type?
- Government and Industry Standards Being Met?
- Unusual Mechanical Loads?
- Minimum Bend Radius?
- Non-Conductive Hose Required?
- Excessive Abrasion?

4. Material to be Conveyed

Some applications require specialized oils or chemicals to be conveyed through the system. Hose selection must assure compatibility of the hose tube, cover, couplings and O-rings with the fluid used. Additional caution must be exercised in hose selection for gaseous applications such as refrigerants and LPG.

NOTE: All block type couplings contain nitrile O-rings which must be compatible with the fluids being used.

5. Pressure

Most important in the hose selection process is knowing system pressure, including pressure spikes. Published working pressures must be equal to or greater than the system pressure. Pressure spikes greater than the published working pressure will shorten hose life and must be taken into consideration. Gates DOES NOT recommend using hoses on applications having pressure spikes greater than published working pressures of the hose.

6. Ends of Couplings

Identify end connections using Gates coupling templates and measuring tools on pages C25 or Coupling Identification section pages C27-C40. Once thread ends have been identified, consult the appropriate section of the catalog for specific part number selection.

7. Delivery (Volume and Velocity)

If the same I.D. of the original hose is used, assume the system is properly sized to efficiently transport fluid. If the system is new or altered, determine the hose I.D. needed to transport required fluid volume flow by using the Nomographic Chart on page C63.

EQUIPMENT

HOSE/CPLG. SELECTION

TECH. DATA

EXT. & VERY HIGH PRESS. HOSE

GS CPLGS.

PCM CPLGS.

PCS CPLGS.

HIGH & MED. PRESS. HOSE

MEGACRIMP® CPLGS.

PC CPLGS.

FIELD ATTACHABLE CPLGS.

AIR BRAKE HOSE & CPLGS.

MEGATECH® C5 HOSE & CPLGS.

LOW PRESS. HOSE & CPLGS.

C14 HOSE & CPLGS.

POLARSEAL® HOSE & CPLGS.

PWR. STG. HOSE & CPLGS.

THERMO-PLASTIC HOSE & CPLGS.

ADAPTERS

QUICK DISCONNECT CPLGS.

ACCESSORIES & ASSORTMENTS

PART NUMBER INDEXES



Hose & Coupling Selection

Agency Specifications and Hose Selection Guide

EQUIPMENT
HOSE/CPLG.
SELECTION

TECH. DATA

EXT. &
VERY HIGH
PRESS. HOSE

GS CPLGS.

PCM CPLGS.

PCS CPLGS.

HIGH & MED.
PRESS. HOSE

MEGACRIMP®
CPLGS.

PC CPLGS.

FIELD
ATTACHABLE
CPLGS.

AIR BRAKE
HOSE &
CPLGS.

MEGATECH®
C5
HOSE &
CPLGS.

LOW PRESS.
HOSE &
CPLGS.

C14 HOSE
& CPLGS.

POLARSEAL®
HOSE &
CPLGS.

PWR. STG.
HOSE &
CPLGS.

THERMO-
PLASTIC
HOSE &
CPLGS.

ADAPTERS

QUICK
DISCONNECT
CPLGS.

ACCESSORIES
& ASSORT-
MENTS

PART NUMBER
INDEXES

INDUSTRY AGENCIES

ABS — American Bureau of Shipping
AS — Australia Standard
DIN — Deutsch Industry Norm, German
DNV — Det Norske Veritas for North Sea Floating Vessels
EN — European Norm/Standard
GL — Germanischer Lloyds
IJS — Industrial Jack Specifications
RCCC — Regular Common Carrier Conference for Fleet Truck and Bus
SAE — Society of Automotive Engineers

GOVERNMENT AGENCIES

DOT/FMVSS — U.S. Department of Transportation/
Federal Motor Vehicle Safety Standard
MSHA — U.S. Mine Safety and Health Administration
USCG — U.S. Coast Guard

Meets These Agency Specifications

Hose Type	ABS	AS	DIN	DNV	EN	GL	IJS	RCCC	SAE	DOT/ FMVSS	MSHA	††USCG	
												Fuel Oil	Power
EFG6K, G6K	X	X	20023 4SH/4SP	X	EN 856 4SH/4SP				100R15		X		X
EFG5K, G5K	X	X	20023 4SH/4SP	X	EN 856 4SH/4SP				100R13		X		X
EFG4K, G4K	X	X	20023 4SP		EN 856 4SP				100R12		X		X
EFG3K, G3K	X		20023 4SP		EN 856 4SP				100R12		X		X
C12M	X	X	20023 4SP	X	EN 856 4SP				100R12		X		X
C12	X		20023 4SP		EN 856 4SP				100R12		X		X
M5K		X				X							
M4K+	X	X				X			100R19		X		X
M4KH	X					X			100R19		X		X
G2XH									100R2 Type AT		X		X
G2AT-HMP									100R2 Type AT		X		X*
M2T®	X	X		X					100R16		X		X
CM2T					EN 853 2CS				100R16		X		
G2		X	20022 2SN	X	EN 853 2SN	X			100R2 Type AT		X		X
G2H		X		X	EN 853 2SN				100R2 Type AT		X	X	X
J2AT							X				X		
M3K	X	X		X	EN 857	X			100R17		X		X
M3K -12, -16	X	X		X	EN 857	X			100R17, 100R9		X	X	X
G1		X	20022 1SN	X	EN 853 1SN	X			100R1 Type AT		X		X
G1H				X	EN 853 1SN				100R1 Type AT		X	X	
MegaTech™									J1402, J1019	106-74 (-4 to -10)			
TR500									J1402	106-74			
NABT									J844				
C5C								RP305(B)	100R5	106-74 Type All (-4 to -10)			
C5E									J1019	106-74 Type AI			
C5D									J1019	106-74 Type All			
C5M	X								J30R2, J1257		X	X	
G3H					EN 854 R3				100R3				
GTH					EN 854 R6				100R6				
GMV	X@	X							100R4†		X		X
L0L											X		
THERMOPLASTIC GT8, GT8NC GT7, GT7NC***									100R8 100R7				
C14									100R14				
REFRIGERANT PolarSeal® AC134a									J51 Type 2, J2064				
POWER STEERING PS188									2050				

* Except 1/4"

** Except 3/8" & 1/2"

*** GT7NC meets ANSI A92.2 for vehicle mounted aerial devices (-3 to -8)

@ to be used with a fire sleeve

† Except 1"

Hose & Coupling Selection



Gates Hydraulic Hose Selection Guide

Standard Industry Specification	Description	Construction (Reinforcement)	Use	Stock			
				Tube		Cover	
				Name	Type	Name	Type
SAE 100R15 EN 856 TYPE 4SP/4SH	EF66K	4&6-spiral, wire	Extremely High Pressure, Petrol, Oils, Environmental Fluids	Nitrile	C	Neoprene	A
SAE 100R13 EN 856 TYPE 4SP/4SH	EF65K	4&6-spiral, wire	Extremely High Pressure, Petrol, Oils, Environmental Fluids	Nitrile	C	Neoprene	A
SAE 100R12 EN 856 TYPE 4SP	EF64K	4&6-spiral, wire	Extremely High Pressure, Petrol, Oils, Environmental Fluids	Nitrile	C	Neoprene	A
SAE 100R12 EN 856 TYPE 4SP	EF63K	4-spiral, wire	Extremely High Pressure Petrol, Oils	Nitrile	C	Neoprene	A
SAE 100R15 EN 856 TYPE 4SP/4SH	G6K	4&6-spiral, wire	Extremely High Pressure	Neoprene	A	Neoprene	A
SAE 100R13 EN 856 TYPE R13/4SP/4SH	G5K	4&6-spiral, wire	Extremely High Pressure Petrol, Oils	Neoprene	A	Neoprene	A
SAE 100R12 EN 856 TYPE 4SP	G3K	4-spiral, wire	Extremely High Pressure Petrol, Oils	Neoprene	A	Neoprene	A
SAE 100R12 EN 856 TYPE R12	C12	4-spiral, wire	High Pressure, Petrol, Oils	Neoprene	A	Neoprene	A
SAE 100R2 Type AT EN 853 Type 2SN	G2	2-braid, wire	Petroleum Oils	Nitrile	C	NBR/PVC	C ₂
SAE 100R2 Type AT	MegaTech™ II	2-braid, wire	Petroleum Oils	CPE	J	Blue Textile	---
SAE 100R2 Type AT EN 853 Type 2SN	G2L	2-braid, wire	Petroleum Oils, Low Temperatures	Nitrile	C	Neoprene	A
SAE 100R16	M2T*	2-braid, wire	Tight Bends, High Flexibility	Nitrile	C	NBR/PVC	C ₂
Gates Proprietary	M6K	2-braid, wire	Tight Bends, High Flexibility	Nitrile	C	NBR/PVC	C ₂
Gates Proprietary	M5K	2-braid, wire	Tight Bends, High Flexibility	Nitrile	C	NBR/PVC	C ₂
SAE 100R19	M4K+	2-braid, wire	Tight Bends, High Flexibility	Nitrile	C	NBR/PVC	C ₂
SAE 100R17	M3K	1 & 2-braid, wire	Tight Bends, High Flexibility	Nitrile	C	NBR/PVC	C ₂
SAE 100R17 EN 857 1SC	M3KH	1-braid, wire	High Pressure Oil	Nitrile	C	NBR/PVC	C ₂
SAE 100R2 Type AT EN 853 TYPE 2SN	G2H	2-braid, wire	High Temperature	Nitrile	C	Hypalon+	M
SAE 100R2 Type AT	G2XH	2-braid, wire	Multi-Fluid, High Temperature	CPE	J	CPE	J
SAE 100R2 Type AT	G2AT-HMP	2-braid, wire	Multi-Fluid, High Temperature	CPE	J	Neoprene	A
IJ100	J2AT	2-braid, wire	Industrial Jack Hose	Nitrile	C	NBR/PVC	C ₂
SAE 100R1 Type AT EN 853 Type 1SN	G1	1-braid, wire	Petroleum Oils	Nitrile	C	NBR/PVC	C ₂
SAE 100R1 Type AT EN 853 TYPE 1SN	G1H	1-braid, wire	High Temperature	Nitrile	C	Hypalon+	M
SAE 100R3 EN 854 TYPE R3	G3H	2-braid, textile	Petrol. Oils, Antifreeze, Water, High Temperature	Nitrile	C	Neoprene	A
SAE 100R6 EN 854 TYPE R6	GTH	1-braid, textile	Petrol. Oils, Antifreeze, Water, High Temperature	Nitrile	C	Neoprene	A
SAE 100R4	G4H	2-spiral, textile, helical wire	Return & Suction High Temperature	Nitrile	C	Neoprene	A
SAE 100R4	GMV	2-spiral, textile, helical wire	Return & Suction High Temperature	Nitrile	C	Neoprene	A
SAE 30R2 Type 1 & 2	RLA	1-braid, textile	Return & Low Pressure	Nitrile	C	NBR/PVC	C ₂
	RLC	3-braid, textile	Return & Low Pressure	Nitrile	C	NBR/PVC	C ₂
	LOC	1-braid, textile	Petrol, Oils, Antifreeze, Water & Air	Nitrile	C	Textile	--
	LOL	1-braid, textile	Petrol, Oils, Antifreeze, Water & Air	Nitrile	C	***	A/C ₂
SAE J1402, J1019	MegaTech™	2-braid, wire, textile	Hot Oil, Air Return Line	CPE	J	Textile	--
SAE J1019	MegaTech™ 250	2-braid, wire, textile	Transmission Oil Cooler, Hot Oil, Air Return Line	CPE	J	Textile	--
SAE J1402, DOT FMVSS106-74	TR500	2-braid, wire, textile	Petrol & Syn. Fluids, Air Brakes	Nitrile	C	Textile	---
SAE 100R5, DOT FMVSS106-74, Type All	*C5C	3-braid, T-W-T	Petr. Oil, Air Brake, Power Steering	*Nitrile	C	Textile	---
SAE J1402, DOT FMVSS106-74, Type All	C5D	3-braid, T-W-T	Petrol & Syn. Fluids, Air Brakes	CPE	J	Textile	---
SAE J1527, SAE J1942, ISO 7840	C5M	1-braid, wire	Marine Fuel & Oil	Nitrile	C	NBR/PVC	C ₂
DOTFMVSS106-74, Type All	C5E	3-braid, T-W-T	Air Brake, Power Steering, Lube	Nitrile	C	Textile	---
PTFE							
SAE 100R14	C14	1-braid, stainless steel	High Temperature, Multi Fluid, Nonconductive	PTFE	---	Stainless Steel	---
SAE 100R14	C14CT	1-braid, stainless steel	High Temperature, Multi Fluid, Conductive	PTFE	---	Stainless Steel	---
Thermoplastic							
SAE 100R7	GT7	1-braid, polyester	Petroleum & Synthetic Fluids	Nylon	Z	Urethane	U
SAE 100R7	GT7NC/GT7NCDL	1-braid, polyester	Non-conductive	Nylon	Z	Urethane	U
SAE 100R7	GT7DL	1-braid, polyester	Petroleum & Synthetic Fluids, Dual Line	Nylon	Z	Urethane	U
SAE 100R7	GT7NCDL	1-braid, polyester	Non-conductive, Dual Line	Nylon	Z	Urethane	U
SAE 100R8	GT8	2-braid, Polyester	Petroleum & Synthetic Fluids	Nylon	Z	Urethane	U
SAE 100R8	GT8NC	2-braid, Polyester	Non-conductive	Nylon	Z	Urethane	U
Refrigerant							
SAE J51 Type All Dimensions/ Type D Performance, J2064, Type C, Class II Performance	PolarSeal® AC134a	Nylon barrier, 2-spiral, Polyester	Air Conditioning (R12 and R134a)	Chloroprene	A	EPDM	P
Power Steering, SAE J2050	PS188	2-braid, Nylon	Power Steering Fluids, High Temperature	Hypalon+	M	Neoprene	A
PowerClean™	PowerClean™	1 & 2-braid, wire,	Tight Bends, High Flexibility	Nitrile	C	NBR/PVC	C ₂

* -4 and -5 sizes have a Neoprene tube. ** Nitrile or Neoprene † Registered trademark of DuPont.

EQUIPMENT

HOSE/CPLG. SELECTION

TECH. DATA

EXT. & VERY HIGH PRESS. HOSE

GS CPLGS.

PCM CPLGS.

PCS CPLGS.

HIGH & MED. PRESS. HOSE

MEGACRIMP® CPLGS.

PC CPLGS.

FIELD ATTACHABLE CPLGS.

AIR BRAKE HOSE & CPLGS.

MEGATECH® C5 HOSE & CPLGS.

LOW PRESS. HOSE & CPLGS.

C14 HOSE & CPLGS.

POLARSEAL® HOSE & CPLGS.

PWR. STG. HOSE & CPLGS.

THERMO-PLASTIC HOSE & CPLGS.

ADAPTERS

QUICK DISCONNECT CPLGS.

ACCESSORIES & ASSORTMENTS

PART NUMBER INDEXES



The World's Most Trusted Name in Belts, Hose and Hydraulics.

www.gates.com

C4

Hose & Coupling Selection

Gates Hydraulic Hose Selection Guide

Description	Temp. Range (°F)	Dash Size vs. Rated Working Pressure (psi)															Hose Page	
		-2	-3	-4	-5	-6	-8	-10	-12	-16	-20	-24	-32	-40	-48	-56		-64
EFG6K	-40 +250					6,000	6,000	6,000	6,000	6,000	6,000							D1
EFG5K	-40 +250					5,000	5,000	5,000	5,000	5,000	5,000							D2
EFG4K	-40 +250					4,000	4,000	4,000	4,000	4,000	4,000							D3
EFG3K	-40 +250										3,000							D4
G6K	-40 +250					6,000	6,000	6,000	6,000	6,000	6,000							D1
G5K	-40 +250						5,000	5,000	5,000	5,000	5,000	5,000						D2
G3K	-40 +250										3,000	3,000	3,000					D4
C12	-40 +250										2,500	2,500						D5
G2	-40 +212		6,000	5,800		4,800	4,000	3,625	3,100	2,400	1,825	1,300	1,175					E1
MegaTech™ II																		E1
G2L	-70 +212			5,800		4,800	4,000	3,625	3,100	2,400	1,825	1,300						E2
M2T®	-40 +212			5,000		4,000	3,500	3,000	2,250	2,000								E2
M6K	-40 +212			6,000														E3
M5K	-40 +212			5,000		5,000	5,000											E4
M4K+	-40 +212			4,000		4,000	4,000	4,000	4,000									E4
M3K	-40 +212			3,000	3,000	3,000	3,000	3,000	3,000	3,000								E5
M3KH	-40 +250			3,000		3,000												E5
G2H	-40 +275										1,650	1,300	1,175					E6
G2XH	-40 +300									2,500								E7
G2AT-HMP	-40 +300						4,250	3,500	3,000									E6
J2AT	-40 +120			10,000		10,000												E7
G1	-40 +212		3,625	3,275	3,125	2,600	2,325	1,900	1,525	1,275	925	725	600					E8
G1H	-40 +275			2,750		2,250	2,000	1,500	1,250	1,000	625	725	600					E8
G3H(C3H)	-40 +275			1,250		1,125	1,000		750	565	375							E9
GTH(C6H)	-40 +275		500	400	400	400	400	350	300									E10
G4H	-40 +275								300	212	200							G12
GMV	-40 +275								350	300	250	162	112	68	62	56	56	G12
PLA	-40 +212		250	250	250	250	200	200	200	160								G13
RLC	-40 +275									200	200	200	200	150	150	150		G13
LOC	-40 +212			300		300	300	300	300									G1
LOL	-40 +212		300	300	300	300	300	300	300									G2
TR500	-40 +250			500		500	500	500	500	500								F40
MegaTech™	-40 +300			1000		1000	1000	1000	1000	1000	1000	500	500	500	500			F40
MegaTech™ 250	-40 +212			250		250	250	250	250	250	250							F41
C5C	-40 +212			3,000	3,000	2,250	2,000	1,750	1,500	800	625	500	350	350				F42
C5D	-40 +300*			1,500	1,500	1,500	1,250	1,250	750	400								F43
C5M	-40 +212			500	500	500	500	500	500	500								F43
C5E	-40 +300*			1,500	1,500	1,500	1,250	1,250	750	400	300							F56
C14	***			1,500	1,500	1,500	1,000	800	800	800								H1
C14 (Static)	-62 +72			3,000	3,000	2,500	2,000	1,500	1,200	1,000								H1
C14CT	***					1,500	1,000											H1
C14CT (Static)	+72					2,500	2,000											H1
GT7	-65 +200	2,500	3,000	2,750	2,500	2,250	2,000		1,250	1,000								K1
GT7NC	-65 +200	2,500	3,000	2,750	2,500	2,250	2,000		1,250	1,000								K1
GT7DL	-65 +200			2,750	2,500	2,250	2,000											K2
GT7NCDL	-65 +200			2,750		2,250	2,000											K2
GT8	-65 +200		5,000	5,000		4,000	3,500		2,250	2,000								K3
GT8NC	-65 +200			5,000		4,000	3,500											K3
PolarSeal® AC134a	-22 +257					500	500	500	500									I1
PS188	-40 +300					1,500												J1
PowerClean	-40 +212			3,500	6,000	3,000	4,000	5,000	2,500	4,000								E10

*** Dynamic temperatures -65 +400; Static temperatures +73 +450

• All purpose fleet application service — 40°F to +300°F (-40°C to +149°C), air to +250°F





Hydraulic Hose Competitive Reference Guide

(Showing Gates Hose Type with Corresponding Competitor's Hose Type)

The information provided below is intended as a reference guide only. These hoses are similar but are not identical in all respects. Refer to hose specifications to assure that the suggested hose will handle the required application and for the correct Gates couplings to be used with the hose selected.

GATES	AEROQUIP	DAYCO	DAYCO EASTMAN	GOODYEAR	PARKER HANNIFIN	WEATHER-HEAD
EFG6K	FC606					
G6K		HT6	N4/HT6/N2		792	
EFG5K	FC325					
G5K	FC273	NH/CMH	N5/N6NW	9130/9133	741/761/78C	H470
EFG4K/EFG3K						
G4K/G3K	FC254/GH493		N4/N8	N/CN	761	
C12	FC250A/FC136/FC324	CE/CZ	M6/M7/MZ	9120/9123	77C	H430H439
G2	FC212/2793	BX	J4/J4A/BXX	9025	301/7812	H425
G2L	FC424					
M2T®	FC310/FC410	FX	HR2C/HFS2	9292	431	H245
M6K/M5K						
M4K+						
M3K -4, -6, -8	GH681	AX	HR1C/HFS/N6/D6/R6/PM	9291	481451TC	H300/H145/H114
M3K-10,-12,-16	FC212/2793/1508	BX/QX	J4/L1	9025/9095	451TC	H425
G2H	FC195/FC510		J9			
G2HX/G2AT-HMP	FC195		NJ4		436	
J2AT			HJK			
G1	FC211/2663	MX	E7/MX	9015	421/7811	H104
G1H			E9		421HT	
RFS	FC613					
G3H	2583	H	D1	9030	7720601	H017
G3H			ZD1			
GTH		A	A1/A6	9060	7517	H009
GTH			A1/A2			H409
GMV					811	
G4H			U2/U3/U4/C			
TR500						
MegaTech™ II						
RLA		L1	R1			
RLC						
LOC	1525	L4	C1/TC4	9260	821/831	H100
LOL	2556/2558/2575	L3	B7/B8/HPO/HAW	9240/9250/9265	801/GPH	H101/H201
C5C	1503	D	Y9A/Y9	9050	7158/201/271	H066/H069
C5D	FC350/FC355		G1/GL		3286/266	H448H213
C5M						
LPG			W5			
C5E				9005	213	
C14	2807	TS	T1		919	H243
GT7	FC426/FC370/FC372	R7/R71/R710	HR7/D5A/NR7/HR7H/K4/K5	9070	540N/550H	H436/H446/H435/H445
GT7NC	FC427/FC371/FC373	R70	HR70/D4A/L4/L5/NR7E	9075	510A/518A/558H	
GT8	FC374	R8/R81	HR8/S8	9080	520N/580N	
GT8NC	FC375	R80	HR80/S8E	9085	528N/588N	
PolarSeal® (AC134a)	FC500FC202	3305		4824	P-80/7693	H747H757
Power Steering (PS188)						H324
PowerClean™						H35

EQUIPMENT

HOSE/CPLG. SELECTION

TECH. DATA

EXT. & VERY HIGH PRESS. HOSE

GS CPLGS.

PCM CPLGS.

PCS CPLGS.

HIGH & MED. PRESS. HOSE

MEGACRIMP® CPLGS.

PC CPLGS.

FIELD ATTACHABLE CPLGS.

AIR BRAKE HOSE & CPLGS.

MEGATECH™ C5 HOSE & CPLGS.

LOW PRESS. HOSE & CPLGS.

C14 HOSE & CPLGS.

POLARSEAL® HOSE & CPLGS.

PWR. STG. HOSE & CPLGS.

THERMO-PLASTIC HOSE & CPLGS.

ADAPTERS

QUICK DISCONNECT CPLGS.

ACCESSORIES & ASSORTMENTS

PART NUMBER INDEXES



Hose & Coupling Selection

Characteristics Of Hose Stock Types

The characteristics shown below are for the normal or usual range of these specific stocks. Stocks can be changed somewhat through different compounding to meet the requirements of specialized applications.

Tube and cover stocks may occasionally be upgraded to take advantage of improved materials and technology.

For detailed information on a specific hose tube or cover stock, check the Chemical Resistance Table starting on Page C53, and also the specific hose page.

Chemical Name	Neoprene (Poly-Chloroprene) Type A	Nitrile (Acrylonitrile and Butadiene) Type C	Nylon Type Z	Hypalon* (Chlorosulfonated Polyethylene) Type M	EPDM (Ethylene Propylene Diene) Type P	CPE (Chlorinated Polyethylene) Type J	PTFE (Poly-tetrafluoro-ethylene) Type T
Flame Resistance	Very Good	Poor	Good	Good	Poor	Good	Good
Petroleum Base Oils	Good	Excellent	Good to Excellent	Good	Poor	Very Good	Excellent
Diesel Fuel	Fair to Good	Good to Excellent	Good to Excellent	Good	Poor	Good	Excellent
Resistance to Gas Permeation	Good	Good	Good To Excellent	Good to Excellent	Fair to Good	Good	Good to Excellent
Weather	Good to Excellent	Poor	Excellent	Very Good	Excellent	Good	Excellent
Ozone	Good to Excellent	Poor for Tube; Good For Cover	Excellent	Very Good	Outstanding	Good	Excellent
Heat	Good	Good	Good	Very Good	Excellent	Excellent	Excellent
Low Temperature	Fair to Good	Poor to Fair	Excellent	Poor	Good to Excellent	Good	Excellent
Water-Oil Emulsions	Excellent	Excellent	Good to Excellent	Good	Poor	Excellent	Excellent
Water/Glycol Emulsions	Excellent	Excellent	Excellent	Excellent	Excellent	Excellent	Excellent
Diesters	Poor	Poor	Excellent	Fair	Excellent	Very Good	Excellent
Phosphate Esters	Fair (For Cover)	Poor	Excellent	Fair	Very Good	Very Good	Excellent
Phosphate Ester Base Emulsions	Fair (For Cover)	Poor	Excellent	Fair	Very Good	Very Good	Excellent

*Registered trademark of DuPont.

Cover Abrasion Resistance

These comparisons are based on test results per ISO 6945 abrasion testing. The table shows the expected number of times of extended cover service life as compared to a standard cover.

	Modified Nitrile (Standard cover)	Nylon Sleeve	XtraTuff™	MegaTuff®
Relative Abrasion Resistance	1	15 X Standard Cover	25 X Standard Cover	300 X Standard Cover



Additional Temperature Limits For Gates Hydraulic Hoses

Caution: Water, water/oil emulsions and water/glycol solutions must be kept below the temperatures listed in the table below, relative to line pressures.

Maximum Temperature Limits for Water, Water/Oil Emulsions and Water/Glycol Solutions

Hose	Pressure Lines	Return Lines
EFG6K, EFG5K, EFG4K, EFG3K, G6K, G5K, G3K, C12, G2, G2L, MCPB+, G1, M2T [®] , M6K, M5K, M4K+, M3K, RFS, RLA, C5C, C5E, CPS, LOC, LOL	+200° F (+93° C)	+180° F (+82° C)
G2H, G1H, MegaTech™ hose line, G2AT-HMP, G2XH, C5D, G3H, GTH, G4H, GMV, RLC, TR500, PowerClean™, M3KH, M4KH	+225° F (+107° C)	+180° F (+82° C)

Caution: The fluid manufacturer's recommended maximum operating temperature for any given fluid must not be exceeded. If different than the above listed hose temperatures, the lower limit must take precedence. Actual service life at temperatures approaching the recommended limit will depend on the particular application and the fluid being used in the hose. Intermittent (up to 10% of operating time) refers to momentary temperature surges. Detrimental effects increase with increased exposure to elevated temperatures.

Do NOT expose hose to maximum temperature and maximum rated working pressure at the same time.

EQUIPMENT

HOSE/CPLG. SELECTION

TECH. DATA

EXT. & VERY HIGH PRESS. HOSE

GS CPLGS.

PCM CPLGS.

PCS CPLGS.

HIGH & MED. PRESS. HOSE

MEGACRIMP[®] CPLGS.

PC CPLGS.

FIELD ATTACHABLE CPLGS.

AIR BRAKE HOSE & CPLGS.

MEGATECH[®] C5 HOSE & CPLGS.

LOW PRESS. HOSE & CPLGS.

C14 HOSE & CPLGS.

POLARSEAL[®] HOSE & CPLGS.

PWR. STG. HOSE & CPLGS.

THERMO-PLASTIC HOSE & CPLGS.

ADAPTERS

QUICK DISCONNECT CPLGS.

ACCESSORIES & ASSORTMENTS

PART NUMBER INDEXES





EQUIPMENT
HOSE/CPLG. SELECTION
TECH. DATA
EXT. & VERY HIGH PRESS. HOSE
GS CPLGS.
PCM CPLGS.
PCS CPLGS.
HIGH & MED. PRESS. HOSE
MEGACRIMP® CPLGS.
PC CPLGS.
FIELD ATTACHABLE CPLGS.
AIR BRAKE HOSE & CPLGS.
MEGATECH® C5 HOSE & CPLGS.
LOW PRESS. HOSE & CPLGS.
C14 HOSE & CPLGS.
POLARSEAL® HOSE & CPLGS.
PWR. STG. HOSE & CPLGS.
THERMO-PLASTIC HOSE & CPLGS.
ADAPTERS
QUICK DISCONNECT CPLGS.
ACCESSORIES & ASSORTMENTS
PART NUMBER INDEXES

(R) SELECTION, INSTALLATION AND MAINTENANCE OF HOSE AND HOSE ASSEMBLIES— SAE J1273 OCT96 SAE Recommended Practice

Report of the Fluid Conductors and Connectors Technical Committee, approved September 1979 and reaffirmed May 1986. Completely revised by the SAE Fluid Conductors and Connectors Technical Committee SC2—Hydraulic Hose and Hose Fittings October 1996. Rationale statement available.

1. Scope

Hose (also includes hose assemblies) has a finite life and there are a number of factors which will reduce its life. This SAE recommended practice is intended as a guide to assist system designers and/or users in the selection, installation, and maintenance of hose. The designers and users must make a systematic review of each application and then select, install, and maintain the hose to fulfill the requirements of the application. The following are general guidelines and are not necessarily a complete list.

WARNING—IMPROPER SELECTION, INSTALLATION, OR MAINTENANCE MAY RESULT IN PREMATURE FAILURES, BODILY INJURY, OR PROPERTY DAMAGE.

2. References

2.1 Applicable Documents

The following publications form a part of this specification to the extent specified herein. The latest issue of SAE publications shall apply.

2.1.1 SAE PUBLICATIONS — Available from SAE, 400 Commonwealth Drive, Warrendale, PA 15096-0001.

J516—Hydraulic Hose Fittings

J517—Hydraulic Hose

3. Selection

The following is a list of factors which must be considered before final hose selection can be made:

3.1 Pressure

After determining the system pressure, hose selection must be made so that the recommended maximum operating pressure is equal to or greater than the system pressure. Surge pressures higher than the maximum operating pressure will shorten hose life and must be taken into account by the hydraulic designer.

3.2 Suction

Hoses used for suction applications must be selected to ensure the hose will withstand the negative pressure of the system.

3.3 Temperature

Care must be taken to ensure that fluid and ambient temperatures, both static and transient, do not exceed the limitations of the hose. Special care must be taken when routing near hot manifolds.

3.4 Fluid Compatibility

Hose selection must assure compatibility of the hose tube, cover, and fittings with the fluid used. Additional caution must be observed in hose selection for gaseous applications.

3.5 Size

Transmission of power by means of pressurized fluid varies with pressure and rate of flow. The size of the components must be adequate to keep pressure losses to a minimum and avoid damage to the hose due to heat generation or excessive turbulence.

3.6 Routing

Attention must be given to optimum routing to minimize inherent problems.

3.7 Environment

Care must be taken to ensure that the hose and fittings are either compatible with or protected from the environment to which they are exposed. Environmental conditions such as ultraviolet light, ozone, salt water, chemicals, and air pollutants can cause degradation and premature failure and, therefore, must be considered.



3.8 Mechanical Loads

External forces can significantly reduce hose life. Mechanical loads which must be considered include excessive flexing, twisting, kinking, tensile or side loads, bend radius, and vibration. Use of swivel type fittings or adapters may be required to ensure no twist is put into the hose. Unusual applications may require special testing prior to hose selection.

3.9 Abrasion

While a hose is designed with a reasonable level of abrasion resistance, care must be taken to protect the hose from excessive abrasion which can result in erosion, snagging, and cutting of the hose cover. Exposure of the reinforcement will significantly accelerate hose failure.

3.10 Proper End Fitting

Care must be taken to ensure proper compatibility exists between the hose and coupling selected based on the manufacturer's recommendations substantiated by testing to industry standards such as SAE J517. End fitting components from one manufacturer are usually not compatible with end fitting components supplied by another manufacturer (i.e., using a hose fitting nipple from one manufacturer with a hose socket from another manufacturer). It is the responsibility of the fabricator to consult the manufacturer's written instruction or the manufacturer directly for proper end fitting componentry.

3.11 Length

When establishing proper hose length, motion absorption, hose length changes due to pressure, as well as hose and machine tolerances must be considered.

3.12 Specifications and Standards

When selecting hose, government, industry, and manufacturers' specifications and recommendations must be reviewed as applicable.

3.13 Hose Cleanliness

Hose components vary in cleanliness levels. Care must be taken to ensure that the assemblies selected have an adequate level of cleanliness for the application.

3.14 Electrical Conductivity

Certain applications require that hose be non-conductive to prevent electrical current flow. Other applications require the hose to be sufficiently conductive to drain off static electricity. Hose and fittings must be chosen with these needs in mind.

4. Installation

After selection of proper hose, the following factors must be considered by the installer.

4.1 Pre-Installation Inspection

Prior to installation, a careful examination of the hose must be performed. All components must be checked for correct style, size, and length. In addition, the hose must be examined for cleanliness, I.D. obstructions, blisters, loose cover, or any other visible defects.

4.2 Follow Manufacturers' Assembly Instructions

Hose assemblies may be fabricated by the manufacturer, an agent for or customer of the manufacturer, or by the user. Fabrication of permanently attached fittings to hydraulic hose requires specialized assembly equipment. Field-attachable fittings (screw style and segment clamp style) can usually be assembled without specialized equipment, although many manufacturers provide equipment to assist in this operation. SAE J517 hose from one manufacturer is usually not compatible with SAE J516 fittings supplied by another manufacturer. It is the responsibility of the fabricator to consult the manufacturer's written assembly instructions or the manufacturers directly before intermixing hose and fittings from two manufacturers. Similarly, assembly equipment from one manufacturer is usually not interchangeable with that of another manufacturer. It is the responsibility of the fabricator to consult the manufacturer's written instructions or the manufacturer directly for proper assembly equipment. Always follow the manufacturer's instructions for proper preparation and fabrication of hose assemblies.

4.3 Minimum Bend Radius

Installation at less than minimum bend radius may significantly reduce hose life. Particular attention must be given to preclude sharp bending at the hose/fitting juncture.

EQUIPMENT

HOSE/CPLG. SELECTION

TECH. DATA

EXT. & VERY HIGH PRESS. HOSE

GS CPLGS.

PCM CPLGS.

PCS CPLGS.

HIGH & MED. PRESS. HOSE

MEGACRIMP® CPLGS.

PC CPLGS.

FIELD ATTACHABLE CPLGS.

AIR BRAKE HOSE & CPLGS.

MEGATECH® C5 HOSE & CPLGS.

LOW PRESS. HOSE & CPLGS.

C14 HOSE & CPLGS.

POLARSEAL® HOSE & CPLGS.

PWR. STG. HOSE & CPLGS.

THERMO-PLASTIC HOSE & CPLGS.

ADAPTERS

QUICK DISCONNECT CPLGS.

ACCESSORIES & ASSORTMENTS

PART NUMBER INDEXES



Hose & Coupling Selection

EQUIPMENT

HOSE/CPLG. SELECTION

TECH. DATA

EXT. & VERY HIGH PRESS. HOSE

GS CPLGS.

PCM CPLGS.

PCS CPLGS.

HIGH & MED. PRESS. HOSE

MEGACRIMP® CPLGS.

PC CPLGS.

FIELD ATTACHABLE CPLGS.

AIR BRAKE HOSE & CPLGS.

MEGATECH® C5 HOSE & CPLGS.

LOW PRESS. HOSE & CPLGS.

C14 HOSE & CPLGS.

POLARSEAL® HOSE & CPLGS.

PWR. STG. HOSE & CPLGS.

THERMO-PLASTIC HOSE & CPLGS.

ADAPTERS

QUICK DISCONNECT CPLGS.

ACCESSORIES & ASSORTMENTS

PART NUMBER INDEXES

4.4 Twist Angle and Orientation

Hose installations must be such that relative motion of machine components produces bending of the hose rather than twisting.

4.5 Securement

In many applications, it may be necessary to restrain, protect, or guide the hose to protect it from damage by unnecessary flexing, pressure surges, and contact with other mechanical components. Care must be taken to ensure such restraints do not introduce additional stress or wear points.

4.6 Proper Connection of Ports

Proper physical installation of the hose requires a correctly installed port connection while ensuring that no twist or torque is put into the hose.

4.7 Avoid External Damage

Proper installation is not complete without ensuring that tensile loads, side loads, kinking, flattening, potential abrasion, thread damage, or damage to sealing surfaces are corrected or eliminated.

4.8 System Check Out

After completing the installation, all air entrapment must be eliminated, and the system pressurized to the maximum system pressure and checked for proper function and freedom from leaks.

NOTE—Avoid potential hazardous areas while testing.

5. Maintenance

Even with proper selection and installation, hose life may be significantly reduced without a continuing maintenance program.

Frequency should be determined by the severity of the application and risk potential. A maintenance program should include the following as a minimum:

5.1 Hose Storage

Hose products in storage can be affected adversely by temperature, humidity, ozone, sunlight, oils, solvents, corrosive liquids and fumes, insects, rodents, and radioactive materials. Storage areas should be relatively cool and dark and free of dust, dirt, dampness, and mildew.

5.2 Visual Inspections

Any of the following conditions requires replacement of the hose:

- Leaks at fitting or in hose. (Leaking fluid is a fire hazard.)
- Damaged, cut, or abraded cover. (Any reinforcement exposed.)
- Kinked, crushed, flattened, or twisted hose.
- Hard, stiff, heat cracked, or charred hose.
- Blistered, soft, degraded, or loose cover.
- Cracked, damaged, or badly corroded fittings.
- Fitting slippage on hose.

5.3 Visual Inspections

The following items must be tightened, repaired, or replaced as required:

- Leaking port conditions.
- Clamps, guards, shields.
- System fluid level, fluid type, and any air entrapment.

5.4 Functional Test

Operate the system at maximum operating pressure and check for possible malfunctions and freedom from leaks.

NOTE—Avoid potential hazardous areas while testing.

5.5 Replacement Intervals

Specific replacement intervals must be considered based on previous service life, government or industry recommendations, or when failures could result in unacceptable down time, damage, or injury risk.



DOT FMVSS 106-74 MOTOR VEHICLE SAFETY STANDARD FOR BRAKE HOSES

Gates has received an increasing number of inquiries about the Department of Transportation (DOT) regulation FMVSS-106 regarding air brake hose. The requirements of the standard were issued by the National Highway Traffic Safety Administration and are published in the Federal Register, 49 Code of Federal Regulations, Part 571. MVSS 106 Brake Hoses.

NOTE: Anyone making brake assemblies must be registered with the Department of Transportation.

What is FMVSS-106?

The standard is written with specifics on labeling, performance tests, tests procedures, and registration. It is not a standard for design specifications for motor vehicle brake hose, brake hose assemblies, or brake hose end fittings. The Standard No. 106 will ensure that each user of brake hose will be supplied only the highest quality of hose. DOT will conduct random performance testing in accordance with the test procedures to ensure that the hoses, couplings, and assemblies meet FMVSS 106.

“The purpose of the standard is to reduce deaths and injuries occurring as a result of brake system failure from pressure or vacuum loss due to hose or hose assembly rupture.” The regulations will apply to all over-the-road vehicles including trailers and motorcycles. Off-the-road vehicles will not be regulated if they are designed to operate on those other than public roads.

Basic Provisions of FMVSS-106.

1. Three types of brake hose are covered (hydraulic, air, and vacuum brake) together with couplings and hose assemblies. At this point, we will only focus on air brake hose and assemblies.
2. Performance level for brake hose is established instead of design specifications.
3. Permanent as well as reusable fittings are permissible with air brake hose. Inside and outside diameters standards for air brake hose intended for use with field attachable couplings have been established. These hoses are identified as Type I and Type II.

Gates' Customer/Assembler with Regard to FMVSS-106.

1. Testing (dimensional & pressure tested) each assembly or per customer's requirements before it is packaged and delivered to their customer.
2. Two of every 100 air brake hose assemblies produced or per customer's requirements are subjected to hydrostatic pressure testing and tensile strength (destructive) testing.

Labeling of Air Brake Hose.

Any customer crimping air brake assemblies must be registered with the National Traffic Safety Administration (NHTSA).

The National Highway Traffic Safety Administration (NHTSA) requires:

1. Product DOT CERTIFICATION. (Gates Corporation responsibility. The Gates Logo is our DOT registration.)
2. Registration of the assembler. (Customer/Distributor responsibility.)*
3. Permanent assembly identification. (Customer/Distributor responsibility.) Refer to Gates frosted air brake hose labels below.

* To begin the registration process, please complete the BRAKE HOSE REGISTRATION application form on the following page. You can mail or fax the completed form to the address and number listed on the form.

Frosted Air Brake Hose Labels

Part Number: 78214

Product Number: 7484-0023

To assist you in complying with the NHTSA requirement for identifying brake hose assemblies, Gates now offers mylar hose labels.

- Self-adhesive
- 1" wide x 3-3/4" long, with a 1-1/2"x1" white area on one end for printed information
- Format suitable for typewriters, computer printers or hand writing
- Accepts 9-10 typed characters per row, 4 or 5 on a row
- Wrap-around label resists damage from elements

Label application procedure:

1. Print appropriate information on label.
2. Wrap tag around hose assembly, printed end first.
3. Cover printed end with clear mylar tail of label.

Comes in 500 labels per pack.



EQUIPMENT

HOSE/CPLG. SELECTION

TECH. DATA

EXT. & VERY HIGH PRESS. HOSE

GS CPLGS.

PCM CPLGS.

PCS CPLGS.

HIGH & MED. PRESS. HOSE

MEGACRIMP® CPLGS.

PC CPLGS.

FIELD ATTACHABLE CPLGS.

AIR BRAKE HOSE & CPLGS.

MEGATECH® C5 HOSE & CPLGS.

LOW PRESS. HOSE & CPLGS.

C14 HOSE & CPLGS.

POLARSEAL® HOSE & CPLGS.

PWR. STG. HOSE & CPLGS.

THERMO-PLASTIC HOSE & CPLGS.

ADAPTERS

QUICK DISCONNECT CPLGS.

ACCESSORIES & ASSORTMENTS

PART NUMBER INDEXES



Hose & Coupling Selection

Brake Hose Registration Application

"PLEASE TYPE or PRINT CLEARLY" AND SUBMIT BRAKE HOSE APPLICATION TO: JEANETTE GREENFIELD AT THE FOLLOWING NATIONAL HIGHWAY TRAFFIC SAFETY ADMINISTRATION (NHTSA) ADDRESS:

Jeanette Greenfield
Office of Vehicle Safety Compliance
400 Seventh Street, S.W. NSA-32
Washington, DC 20590
Phone (202) 366-5317
Fax (202) 366-1024
www.nhtsa.dot.gov

DATE: _____

BRAKE HOSE MANUFACTURER'S ADDRESS

Plant Name: _____

Post Office Box No.: _____

Street: _____

City: _____

* DESIGNATION SYMBOL (s): _____

State (Province): _____

Country: _____

Zip Code: _____

Plant Contact Person: _____

Phone Number: _____

Fax Number: _____

** (COMPLETE ONLY IF THIS IS A FOREIGN MANUFACTURER) BRAKE HOSE MANUFACTURER'S US AGENT

Agent Name: _____

Post Office Box No.: _____

Street: _____

City: _____

State: _____

Country: _____

Zip Code: _____

Agent Contact Person _____

Agent Fax Number _____

Agent Phone Number: _____

* DESIGNATION SYMBOL(s): May consist of block capital letters, numerals or a symbol.

EQUIPMENT

HOSE/CPLG. SELECTION

TECH. DATA

EXT. & VERY HIGH PRESS. HOSE

GS CPLGS.

PCM CPLGS.

PCS CPLGS.

HIGH & MED. PRESS. HOSE

MEGACRIMP® CPLGS.

PC CPLGS.

FIELD ATTACHABLE CPLGS.

AIR BRAKE HOSE & CPLGS.

MEGATECH® C5 HOSE & CPLGS.

LOW PRESS. HOSE & CPLGS.

C14 HOSE & CPLGS.

POLARSEAL® HOSE & CPLGS.

PWR. STG. HOSE & CPLGS.

THERMO-PLASTIC HOSE & CPLGS.

ADAPTERS

QUICK DISCONNECT CPLGS.

ACCESSORIES & ASSORTMENTS

PART NUMBER INDEXES

FIELD



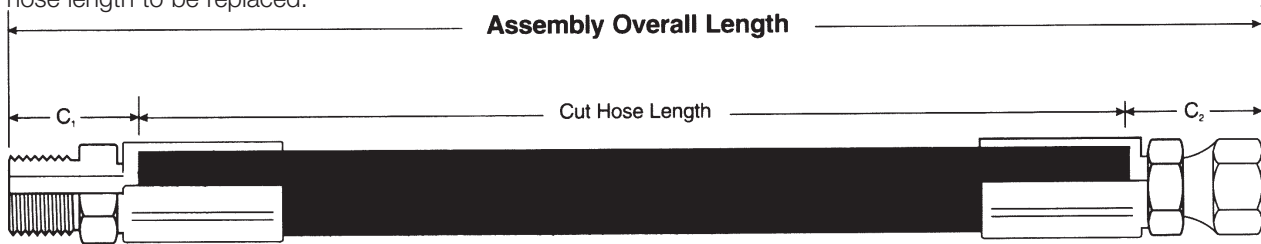


How to Make Hose Assemblies of Specific Lengths

Select the hose and couplings required to make the desired hydraulic assembly. Measure the entire length of the assembly. Then use the formula below to calculate the required hose cut length for the assembly.

Hose Cut Length = Assembly Overall Length Minus C1 Minus C2

Cut-off value "C" is the length of that part of the coupling not directly in contact with or applied to the hose. Therefore, subtract the two "C" values from the total length of the assembly and you will have the approximate hose length to be replaced.



$$\text{Hose Length} = \text{Assembly Overall Length} - (C_1 + C_2)$$

Example: Total assembly overall length = 12.5"
 (Assembly consists of 3/8" G1 hose with 1/2" Male Pipe (6G-8MP) and 3/8" Female JIC (6G-6FJX) terminations)

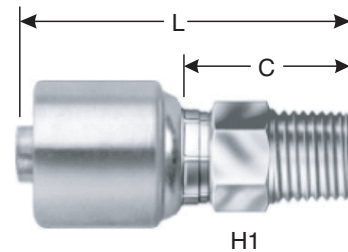
$$\text{Assembly Overall Length} - C_1 - C_2 = \text{Hose Cut Length}$$

$$12.5'' - 1.36'' - 1.19'' = 9.95'' \text{ (+/- } 3/16'' \text{ tolerance)}$$

Note the "cut-off" measurement "C" for each of the couplings as listed in the specifications tables.

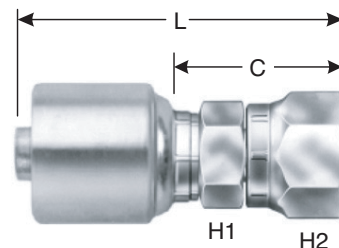
Male Pipe (NPTF – 30° Cone Seat)

Desc	#		⊕	🌀	H1 (In.)	L (In.)	C (In.)
4G-2MP	G25100-0402	7100-10025	1/4	1/8—27	1/2	1.97	0.94
4G-4MP	G25100-0404	7100-10032	1/4	1/4—18	9/16	2.07	1.04
4G-6MP	G25100-0406	7100-10045	1/4	3/8—18	11/16	2.13	1.10
4G-8MP	G25100-0408	7100-10055	1/4	1/2—14	7/8	2.40	1.38
5G-4MP	G25100-0504	7100-00065	5/16	1/4—18	5/8	2.28	1.18
6G-4MP	G25100-0604	7100-10075	3/8	1/4—18	5/8	2.28	1.19
6G-6MP	G25100-0606	7100-10085	3/8	3/8—18	11/16	2.19	1.09
6G-8MP	G25100-0608	7100-10095	3/8	1/2—14	7/8	2.46	1.36
8G-6MP	G25100-0806	7100-00105	1/2	3/8—18	13/16	2.60	1.12



Female JIC 37° Flare Swivel

Desc	#		⊕	🌀	H1 (In.)	H2 (In.)	L (In.)	C (In.)
4G-4FJX	G25170-0404	7100-10885	1/4	7/16—20	1/2	9/16	2.10	1.08
4G-5FJX	G25170-0405	7100-10895	1/4	1/2—20	1/2	11/16	2.21	1.19
4G-6FJX	G25170-0406	7100-10905	1/4	9/16—18	9/16	3/4	2.22	1.19
5G-5FJX	G25170-0505	7100-00915	5/16	1/2—20	5/8	11/16	2.23	1.13
5G-6FJX	G25170-0506	7100-00925	5/16	9/16—18	5/8	3/4	2.31	1.21
6G-4FJX	G25170-0604	7100-10925	3/8	7/16—20	5/8	9/16	2.30	1.20
6G-5FJX	G25170-0605	7100-10935	3/8	1/2—20	5/8	11/16	2.23	1.13
6G-6FJX	G25170-0606	7100-10945	3/8	9/16—18	5/8	3/4	2.31	1.19
6G-8FJX	G25170-0608	7100-10955	3/8	3/4—16	11/16	7/8	2.48	1.38



SAE Length Tolerances for Hydraulic Hose Assemblies and Specified Hose Lengths

(Reprinted from National Hose Assemblies Manufacturers Association NHAM-STD-2)

Length	Tolerance
For cut lengths from 0 up to and including 12"	± 1/8"
For cut lengths above 12" up to and including 18"	± 3/16"
For cut lengths above 18" up to and including 36"	± 1/4"
For cut lengths above 36"	± 1% of length measured to the nearest 1/8"

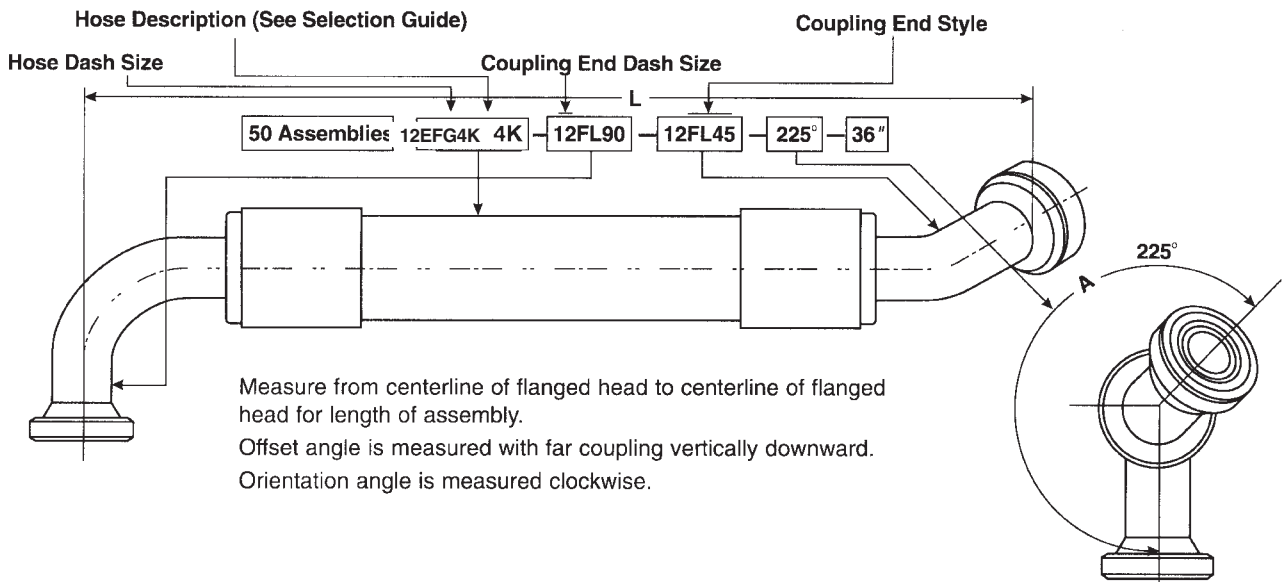
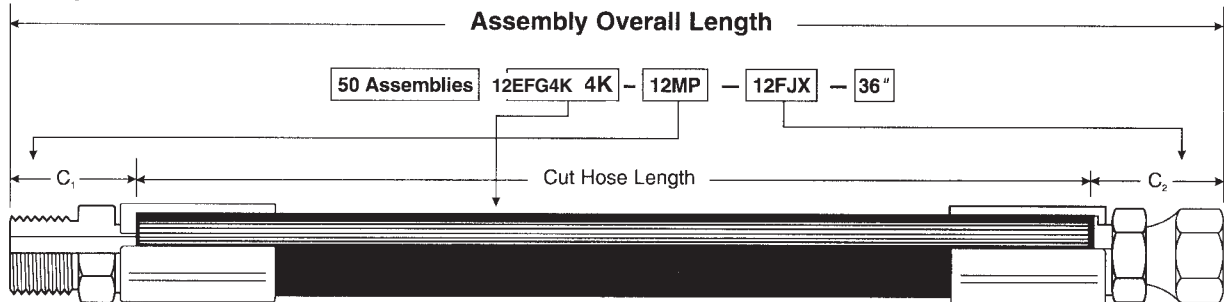


How To Describe Gates Hydraulic Hose Assemblies

When you order hydraulic assemblies, be sure the following information is included as shown in the illustrations below:

1. Quantity of assemblies required.
2. Hose Catalog Description (dash size and type).
3. First coupling dash size and end style.
4. Second coupling dash size and end style.
5. Offset angle or orientation of couplings must be specified if both couplings contain bent tube ends.
6. Assembly overall length.

Example:



Caution:

Rated working pressure of the application should always determine selection of hose. Used up to the recommended **rated working pressure**, the hose will provide normal service life before replacement is required.

When new, the hose described in this catalog will meet or exceed the **minimum burst pressure** listed in the hose specification tables. However—as with any hose in the industry—after the hose has been impulsed for a length of time, **minimum burst pressure** will decrease from the figure shown in the specification tables.

Temperature ranges specified for specific hoses refer to recommended temperature limits of fluids being conveyed or ambient temperatures. Exceeding these limits will cause degradation of material compounds and reduce hose service life.

EQUIPMENT

HOSE/CPLG. SELECTION

TECH. DATA

EXT. & VERY HIGH PRESS. HOSE

GS CPLGS.

PCM CPLGS.

PCS CPLGS.

HIGH & MED. PRESS. HOSE

MEGACRIMP® CPLGS.

PC CPLGS.

FIELD ATTACHABLE CPLGS.

AIR BRAKE HOSE & CPLGS.

MEGATECH® C5 HOSE & CPLGS.

LOW PRESS. HOSE & CPLGS.

C14 HOSE & CPLGS.

POLARSEAL® HOSE & CPLGS.

PWR. STG. HOSE & CPLGS.

THERMO-PLASTIC HOSE & CPLGS.

ADAPTERS

QUICK DISCONNECT CPLGS.

ACCESSORIES & ASSORTMENTS

PART NUMBER INDEXES



How To Describe Gates Hydraulic Hose Assemblies – con't.



Coupling A Information

Male Female
 Angle ____° Drop: S M L XL
 or Drop Length ____ (mm)
Thread
 JIC (37° Flare) _____
 NPTF _____
 O-Ring Boss _____
 Flat-Face O-Ring (ORFS) _____
 Code 61 _____
 Code 62 _____
 BSPP _____
 DIN (Light/Heavy) _____
 Other _____

Hose Type

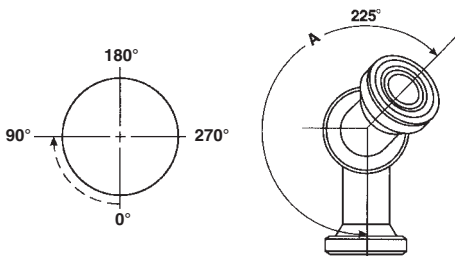
Gates _____ I.D. _____
 or
 SAE 100R _____
Dash Size:
2 3 4 5 6
8 10 12 16 20
24 32 40 48 56
64
Temperature _____°
Working Pressure (psi):
100 101-250
250-499 500-1000
1001-2999 3000-3999
4000-5999 6000
Application
 Return Line Pressure Line
 Intake Line High Pressure Line
 Special Fluid _____

Coupling B Information

Male Female
 Angle ____° Drop: S M L XL
 or Drop Length ____ (mm)
Thread
 JIC (37° Flare) _____
 NPTF _____
 O-Ring Boss _____
 Flat-Face O-Ring (ORFS) _____
 Code 61 _____
 Code 62 _____
 BSPP _____
 DIN (Light/Heavy) _____
 Other _____

Overall Length _____ In. mm

Coupling Orientation: _____°



Measure from centerline of flanged head to centerline of flanged head for length of assembly.

Offset angle is measured with far coupling vertically downward.

Orientation angle is measured clockwise.

Hose Guards

	Full Length	Partial Length	From End of Coupling
Wire Spring 	<input type="checkbox"/>	_____	_____
Flat Armor Spring 	<input type="checkbox"/>	_____	_____
Nylon Sleeve 	<input type="checkbox"/>	_____	_____
Plastic Coil Sleaving 	<input type="checkbox"/>	_____	_____

EQUIPMENT
HOSE/CPLG. SELECTION
TECH. DATA
EXT. & VERY HIGH PRESS. HOSE
GS CPLGS.
PCM CPLGS.
PCS CPLGS.
HIGH & MED. PRESS. HOSE
MEGACRIMP® CPLGS.
PC CPLGS.
FIELD ATTACHABLE CPLGS.
AIR BRAKE HOSE & CPLGS.
MEGATECH™ C5 HOSE & CPLGS.
LOW PRESS. HOSE & CPLGS.
C14 HOSE & CPLGS.
POLARSEAL® HOSE & CPLGS.
PWR. STG. HOSE & CPLGS.
THERMO-PLASTIC HOSE & CPLGS.
ADAPTERS
QUICK DISCONNECT CPLGS.
ACCESSORIES & ASSORTMENTS
PART NUMBER INDEXES



Hose & Coupling Selection

EQUIPMENT

HOSE/CPLG. SELECTION

TECH. DATA

EXT. & VERY HIGH PRESS. HOSE

GS CPLGS.

PCM CPLGS.

PCS CPLGS.

HIGH & MED. PRESS. HOSE

MEGACRIMP® CPLGS.

PC CPLGS.

FIELD ATTACHABLE CPLGS.

AIR BRAKE HOSE & CPLGS.

FLEET

MEGATECH® C5 HOSE & CPLGS.

LOW PRESS. HOSE & CPLGS.

C14 HOSE & CPLGS.

POLARSEAL® HOSE & CPLGS.

PWR. STG. HOSE & CPLGS.

THERMO-PLASTIC HOSE & CPLGS.

ADAPTERS

QUICK DISCONNECT CPLGS.

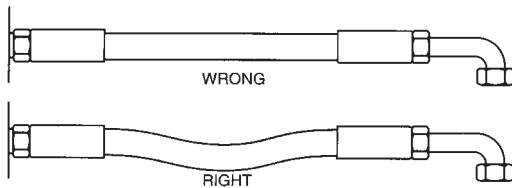
ACCESSORIES & ASSORTMENTS

PART NUMBER INDEXES

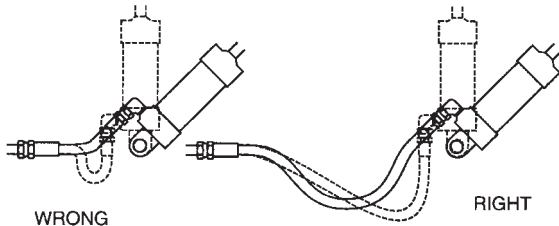
Hose Assembly Routing Tips

Proper hose installation is essential for satisfactory performance. If hose length is excessive, the appearance of the installation will be unsatisfactory and unnecessary cost of equipment will be involved. If hose assemblies are too short to permit adequate flexing and changes in length due to expansion or contraction, hose service life will be reduced.

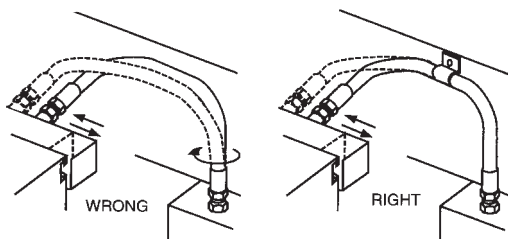
The following diagrams show proper hose installations which provide maximum performance and cost savings. Consider these examples in determining length of a specific assembly.



When hose installation is straight, allow enough slack in hose line to provide for length changes which will occur when pressure is applied.



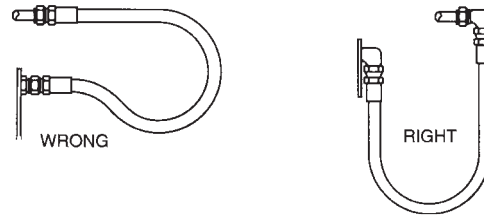
Adequate hose length is necessary to distribute movement on flexing applications and to avoid abrasion.



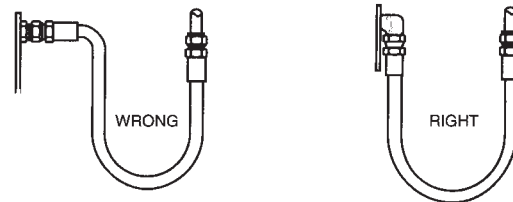
Avoid twisting of hose lines bent in two planes by clamping hose at change of plane.




Reduce number of pipe thread joints by using hydraulic adapters instead of pipe fittings.



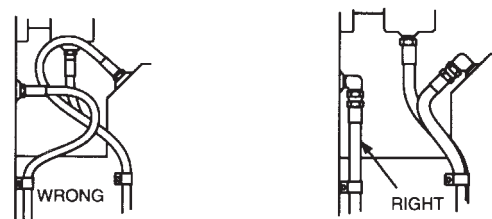
When radius is below the required minimum, use an angle adapter to avoid sharp bends.



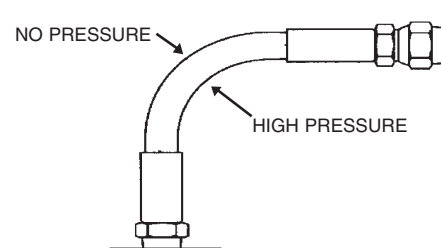
Use proper angle adapters to avoid tight bend in hose.



Prevent twisting and distortion by bending hose in same plane as the motion of the port to which hose is connected.



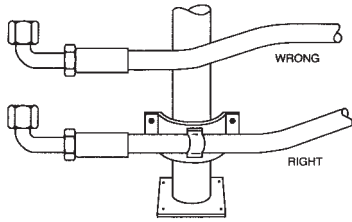
Route hose directly by using 45° and/or 90° adapter and fittings. Avoid excessive hose length to improve appearance.



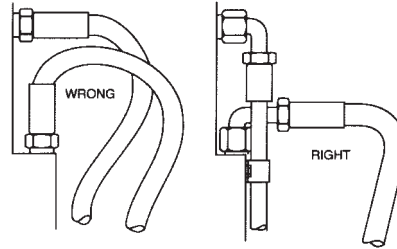
Note: To allow for length changes when hose is pressurized, do not clamp at bends so that curves will absorb changes. Do not clamp high and low pressure lines together.



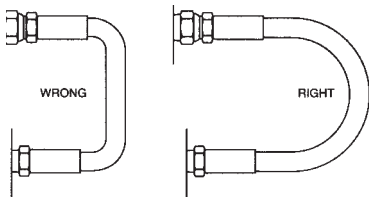
Hose Assembly Routing Tips – con't.



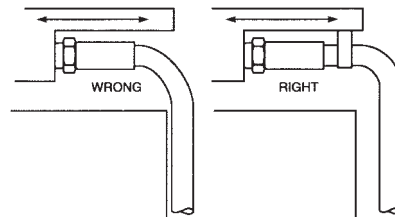
High ambient temperatures shorten hose life, so make sure hose is kept away from hot parts. If this is not possible, insulate hose.



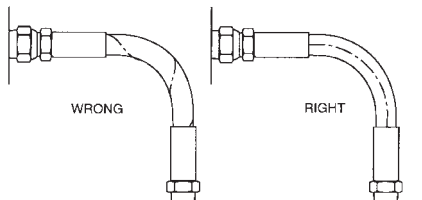
Elbows and adapters should be used to relieve strain on the assembly, and to provide neater installations which will be more accessible for inspection and maintenance.



To avoid hose collapse and flow restriction, keep hose bend radii as large as possible. Refer to hose specification tables for minimum bend radii.



Run hose in the installation so that it avoids rubbing and abrasion. Often, clamps are required to support long hose runs or to keep hose away from moving parts. Use clamps of the correct size. A clamp too large allows hose to move inside the clamp and causes abrasion.



When installing hose, make sure it is not twisted. Pressure applied to a twisted hose can result in hose failure or loosening of connections.

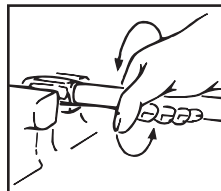
Hydraulic Flareless Assembly Procedure (per SAE J514 6.1.3 & 6.1.4)

1. Bottom the tube in the coupling, and tighten the nut until the ferrule just grips the tube. With a little experience, the technician can determine this point by feel. If the couplings are bench assembled, the gripping action can be determined by rotating the tube by hand as the nut is drawn down. When the tube can no longer be turned by hand, the ferrule has started to grip the tube.
2. After the ferrule grips the tube, tighten the nut one full turn. This may vary slightly with different tubing materials, but for general practice, it is a good rule for the technician to follow.

Assembly of Field Attachable Couplings — Five Easy Steps



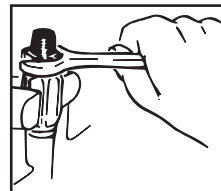
1. Be sure to thoroughly oil hose.



2. Put socket in vise as shown. Turning counter-clockwise, thread hose into socket. Leave a gap of 1/32" to 1/16" between end of hose and inside shoulder of socket.



3. Oil insert thread on nipple thoroughly.



4. With clockwise motion, thread nipple into socket until nipple hex shoulders against ferrule.



5. Inspect assembly internally for cut or bulged tube obstructions and cleanliness.

EQUIPMENT

HOSE/CPLG. SELECTION

TECH. DATA

EXT. & VERY HIGH PRESS. HOSE

GS CPLGS.

PCM CPLGS.

PCS CPLGS.

HIGH & MED. PRESS. HOSE

MEGACRIMP® CPLGS.

PC CPLGS.

FIELD ATTACHABLE CPLGS.

AIR BRAKE HOSE & CPLGS.

MEGATECH® C5 HOSE & CPLGS.

LOW PRESS. HOSE & CPLGS.

C14 HOSE & CPLGS.

POLARSEAL® HOSE & CPLGS.

PWR. STG. HOSE & CPLGS.

THERMO-PLASTIC HOSE & CPLGS.

ADAPTERS

QUICK DISCONNECT CPLGS.

ACCESSORIES & ASSORTMENTS

PART NUMBER INDEXES



EQUIPMENT

HOSE/CPLG. SELECTION

TECH. DATA

EXT. & VERY HIGH PRESS. HOSE

GS CPLGS.

PCM CPLGS.

PCS CPLGS.

HIGH & MED. PRESS. HOSE

MEGACRIMP® CPLGS.

PC CPLGS.

FIELD ATTACHABLE CPLGS.

AIR BRAKE HOSE & CPLGS.

FLEET

MEGATECH® C5 HOSE & CPLGS.

LOW PRESS. HOSE & CPLGS.

C14 HOSE & CPLGS.

POLARSEAL® HOSE & CPLGS.

PWR. STG. HOSE & CPLGS.

THERMO-PLASTIC HOSE & CPLGS.

ADAPTERS

QUICK DISCONNECT CPLGS.

ACCESSORIES & ASSORT-MENTS

PART NUMBER INDEXES

Coupling Selection

End Configuration Selection

It is important to keep in mind that the hose assembly (coupling and hose) is only one component of the system. In choosing the correct end terminations for the couplings attached to the hose, formal design standards and sound engineering judgement should be used.

In the absence of formal design standards, consider the following factors in choosing the proper end termination:


- Pressure
- Impulse frequency, amplitude and wave form
- Vibration
- Corrosion
- Dissimilar metals (galvanic corrosion)
- Maintenance procedures and frequency
- Installation reliability
- Connection's risk in the system
- Exposure to the elements
- Operator's and/or bystander's exposure to the connection
- Installation, operation and service activities and practices that affect safety

If there are any questions as to what end fittings should be used, Gates recommends that you consult your field sales representative or the Gates Hose and Connector Product Application Group for assistance.

Stem and Ferrule Selection

Choosing the proper stem and ferrule depends on the specific hose and termination to be used in the assembly. Check the Gates Crimp Data manual, Literature No. 428-7365 (Auto.)/35019 (Ind.), to ensure proper hose assembly components and crimp specification.

Gates also provides E-crimp, an electronic crimp database that can be downloaded from the Internet. The site is www.gates.com/ecrimp. The user must have Microsoft Access 2000.

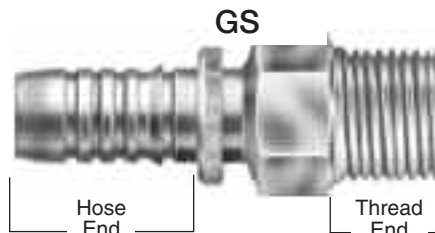


After determining the proper coupling components, refer to Table of Contents–Couplings in this catalog to find the pages of the proper coupling section. The ferrules are at the end of each coupling section.

Stem Selection

Different hoses may require different coupling styles. To make your selection, determine the correct stem to be used. There are two functional ends of the stem to consider:

1. the hose end for hose attachment;
2. the thread end for port attachment.



References to the coupling type(s) recommended for a specific hose are listed on the individual hose data pages; for example, G5K hose specifies GS and PCM couplings.

The thread end of a coupling (or adapter) can be identified by comparing the coupling being replaced or by measuring the port or thread end to which it is to be attached.

See the thread end identification nomenclature listed on the following page.

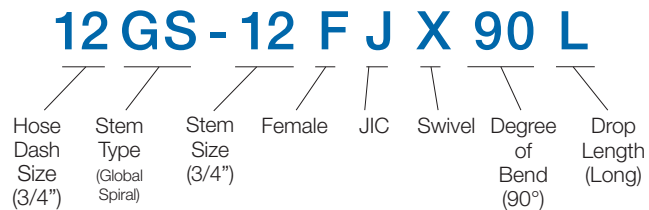


Coupling Selection – con't.

Coupling and Adapter End Style Nomenclature

Gates couplings feature a meaningful description by combining end-style codes shown below that make thread end identification fast and easy. Always refer to Gates Crimp Data Charts when selecting hose and coupling combinations.

In the following example, the Gates description 12GS-12FJX90L identifies a GlobalSpiral™ Female JIC Swivel 90° Bend Long Drop coupling for -12 (3/4") hose size and -12 (3/4") stem size.



Code	Description
A	Adapterless
AB	Air Brake
API	API Unions
B	O-Ring Boss
BBDS	British Bonded Seal
BJ	Banjo
BKHD	Bulkhead
BL	Block
BS	Bite Sleeve
BSPP	British Standard Pipe Parallel
BSPT	British Standard Pipe Tapered
C	Caterpillar Flange Dimension
CC	Clamping Collar
DH	DIN Heavy
DL	DIN Light
F	Female
FABX	Female Air Brake Swivel
FBFFOR	Female British Flat-Face O-Ring
FBO	Female Braze-on Stem
FF	Flat-Face
FFGX	Female French GAZ Swivel (Female Kobelco)
FFN	Female Flareless Nut
FOR	Flat-Face O-Ring
FFS	Female Flareless Sleeve
FG	Female Grease Thread
FKX	Female Komatsu Style Swivel
FL	Code 61 O-Ring Flange
FLC	Caterpillar Style O-Ring Flange (Code 62)
FLH	Code 62 O-Ring Flange Heavy
FLOS	Flange O-Ring Special (Code 62)
FT	Female SAE Tube
HLE	Hose Length Extender
HLEC	Hose Length Extender (Caterpillar)
HM	Hose Mender
I	Inverted Flare

Code	Description
J	JIC (37° Flare)
JIS	Japanese Industrial Standard
K	Komatsu Style (Japanese 30° Seat)
LH	Long Hex
LN	Long Nose
M	Male
MBAX	Male Boss Adapterless Swivel
MBDS	Metric Bonded Seal
MFA	Male Flareless Assembly (Ermeto)
MFG	Male French GAZ
MKB	Metric Kobelco
MM	Metric Male
MN	Metric Nut
MPG	Male Special Grease Fitting
MLSP	Metric Light Stand Pipe
MSP	Metric Stand Pipe
NASP	North American Stand Pipe
OR	O-Ring
P	Pipe Thread (NPTF or NPSM)
PL	Press Lok®
PT	Port
PWX	Pressure Washer Swivel
R	Field Attachable
S	SAE (45° Flare)
SP	Special
TS	Tube Sleeve
TSN	Tube Sleeve Nut
X	Swivel
Z	Parker Triple Thread
22	22-1/2° Drop
30	30° Drop
45	45° Drop
60	60° Drop
67	67-1/2° Drop
90	90° Drop
110	110° Drop
135	135° Drop

EQUIPMENT

HOSE/CPLG. SELECTION

TECH. DATA

EXT. & VERY HIGH PRESS. HOSE

GS CPLGS.

PCM CPLGS.

PCS CPLGS.

HIGH & MED. PRESS. HOSE

MEGACRIMP® CPLGS.

PC CPLGS.

FIELD ATTACHABLE CPLGS.

AIR BRAKE HOSE & CPLGS.

MEGATECH® C5 HOSE & CPLGS.

LOW PRESS. HOSE & CPLGS.

C14 HOSE & CPLGS.

POLARSEAL® HOSE & CPLGS.

PWR. STG. HOSE & CPLGS.

THERMO-PLASTIC HOSE & CPLGS.

ADAPTERS

QUICK DISCONNECT CPLGS.

ACCESSORIES & ASSORTMENTS

PART NUMBER INDEXES





EQUIPMENT

HOSE/CPLG. SELECTION

TECH. DATA

EXT. & VERY HIGH PRESS. HOSE

GS CPLGS.

PCM CPLGS.

PCS CPLGS.

HIGH & MED. PRESS. HOSE

MEGACRIMP® CPLGS.

PC CPLGS.

FIELD ATTACHABLE CPLGS.

AIR BRAKE HOSE & CPLGS.

MEGATECH® C5 HOSE & CPLGS.

LOW PRESS. HOSE & CPLGS.

C14 HOSE & CPLGS.

POLARSEAL® HOSE & CPLGS.

PWR. STG. HOSE & CPLGS.

THERMO-PLASTIC HOSE & CPLGS.

ADAPTERS

QUICK DISCONNECT CPLGS.

ACCESSORIES & ASSORTMENTS

PART NUMBER INDEXES

Coupling Selection – continued

Thread End Dash Sizes, Descriptions and Dimensions

Coupling Dash Size and End Style

Coupling Dash Size is a shorthand method of denoting the size of a particular end fitting. See Thread Chart on page C26.

EXAMPLE: 12MP denotes a 3/4" male pipe thread end fitting. The corresponding thread description for a 3/4" pipe thread is 3/4 -14 NPTF solid male.

EXAMPLE: 12FJX denotes a 3/4" female JIC swivel (37° seat) end fitting. The corresponding thread description for a 3/4" JIC thread is 1-1/16 – 12 JIC 37° flare swivel female.

EXAMPLE: 12FL denotes a 3/4" SAE standard pressure (Code 61) flange fitting. This is the standard fitting description for a 3/4" SAE standard pressure flange.

Termination Drop Lengths

Bent tube couplings carry a suffix designation that specifies the degree of bend and the length of the drop.

For example, a **12FJX90S** is a female JIC swivel with a 90 degree bend. The "S" designates an SAE J516 short drop length. The short and long drops are specified in SAE J516. Flat-face and metric couplings meet ISO-12151-1 drop length specifications. Medium drops are not specified and can vary from manufacturer to manufacturer.

S – Short Drop

M – Medium Drop

L – Long Drop

XL – Extra Long Drop

Special, non-industry standard drop lengths are designated with a numerical suffix instead of the S,M,L code. For example, a **12FJX90-075** designates a 75mm drop.

SAE J516 Drop Length Specifications

JIC 37°, Code 61, Code 62

Hose Size	Short Drop (mm)	Long Drop (mm)
-4	17.3	45.7
-6	21.6	55.4
-8	27.7	61.7
-10	31.2	65.3
-12	46.2	94.7
-16	54.4	110.0

ISO 12151-1 Drop Length Specifications

Flat-Face O-Ring

Hose Size	Short Drop (mm)	Medium Drop (mm)	Long Drop (mm)
-4	20.8	32.0	45.7
-6	22.9	38.0	54.1
-8	29.2	41.0	63.8
-10	32.3	46.0	70.1
-12	47.8	58.0	96.0
-16	56.1	71.0	114.3
-20	63.8	78.0	129.3
-24	68.6	86.0	140.7
-32	88.0	140.0	222.0

Thread End Catalog Descriptions

Gates coupling ends shown on the following pages are accepted as industry standards. See detailed catalog listings for availability of specific hose/coupling combinations, detailed descriptions, thread end configurations such as swivels and bent tubes and special ends.

For Thread End Identification Tools, see Page C25.



Sealing Types for Hydraulic Couplings

When identifying hydraulic couplings, it is important to identify the type of seal made. There are three major types of coupling interfaces used in hydraulics today: Thread Interface, O-Rings and Mated Angle or Mechanical Joint. These three interfaces have developed differently in different parts of the world. In the following pages, country of origin and the coupling styles found in each country are identified. Brief descriptions and dimensional data help identify your particular coupling style.

Identifying couplings is as easy as 1-2-3!

1. Determine Seal Type.

- Thread Interference
- O-Ring
- Mated Angle or Mechanical Joint
- Mated Angle with O-Ring

Thread Interference. A characteristic of this thread is that the male is thinner at the front than it is at the back. As the male is threaded into the female, the edges of the thread distort by flattening out. This distortion creates the seal.

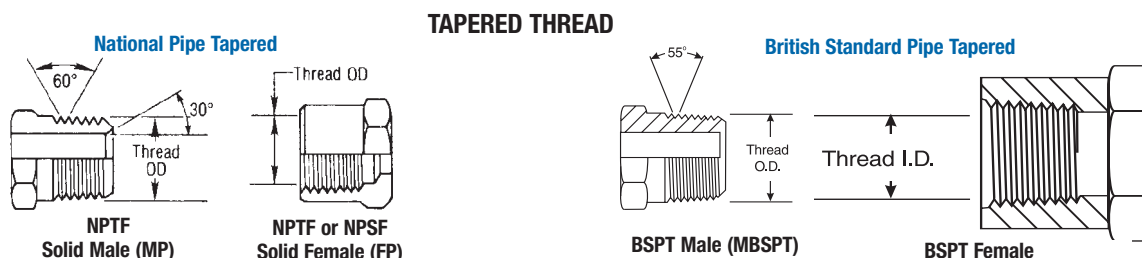
O-Ring. The O-Ring on the male being compressed against the corresponding female makes this seal. This type of seal is excellent for high-pressure applications. The threads pull the fitting against the port, trap the O-Ring and flatten it to form a tight seal.

Mated Angle or Mechanical Joint. Different angles are used to create the seal. The seal takes place where the two angles meet and are wedged into one another. These can be cut with the angle either being Inverted or Standard. Standard seat couplings have the nose angle of the male on the outer surface of the coupling. Inverted seat couplings contain the nose angle of the male on the inside bore of the coupling.

Mated Angle with O-Ring. These couplings are a hybrid, which use both the mated angle and the O-Ring to make the seal.

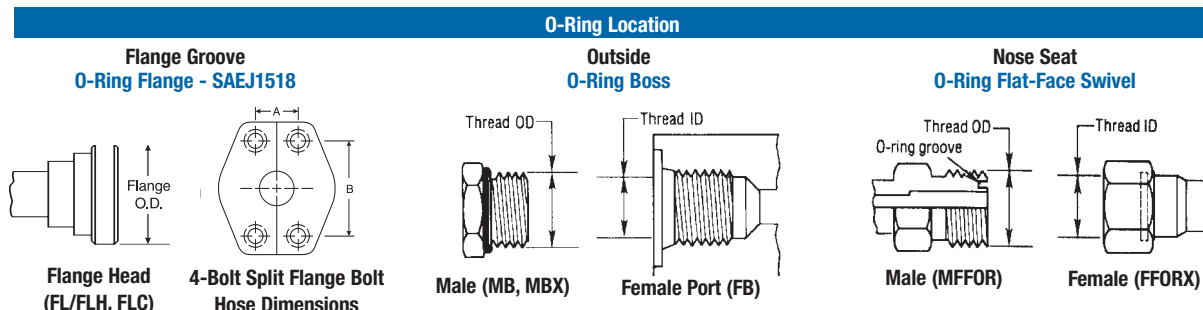
2. Visual Identification.

Thread Interference. These are the easiest because the only factor here is whether the termination is male or female. Couplings that use this seal are:



O-Ring. Two determinations are needed:

- O-Ring location – Flange Groove, Outside, or on the Nose Seat
- Coupling Termination – Male or Female.



Hose & Coupling Selection

Sealing Types for Hydraulic Couplings – Continued

2. Visual Identification. - Continued

Mated Angle or Mechanical Joint. Determine:

- A. Nose Seat – Standard or Inverted
- B. Seat Angle (See Measuring Seat Angles on following page)
- C. Coupling Termination

Standard Nose Seat					
JIC 37° Flare		SAE 45° Flare		Japanese Industrial Standard & Komatsu	
JIC 37° Male (MJ, MJLN)	JIC 37° Flare Swivel Female (FJX)	SAE 45° Flare Male (MS)	SAE 45° Flare Swivel Female (FSX)	Male (MJIS, MK)	Female (FJIS, FXK)
37° Seat Angle		45° Seat Angle		30° Seat Angle	

Inverted Nose Seats					
North American or Metric Stand Pipe & Male Flareless Assembly		National Pipe Straight Mechanical		SAE Inverted Flare	
Male Fitting Body	Bite Sleeve	Nut	Standpipe Fitting (NASP, MSP, MFA)	NPTF Solid Male (MP)	NPSM Swivel Female (FPX)
24° Seat Angle				30° Seat Angle	
			SAE Inverted Flare Swivel Male (MIX)	SAE Inverted Flare Solid Female	
			45° Seat Angle		

Mated Angle with O-Ring. Determine:

- A. O-Ring Location
- B. Nose Seat
- C. Seat Angle (See Measuring Seat Angles on following page)
- D. Coupling Termination

Inside O-Ring Location with Inverted Nose Seat		
British Standard Pipe Parallel		DIN 24° Cone
BSP Male (MBSPP)	BSP Female (FBSPORX)	Male 24° Cone, DIN 2353 (MDL/MDH)
30° Cone Seat		Female 24° Cone with O-Ring (FDLORX/FDHORX)
		24° Cone Seat

For a wall poster representation of this information, order literature form number 428-7125 (Auto.)/35040 (Ind.).

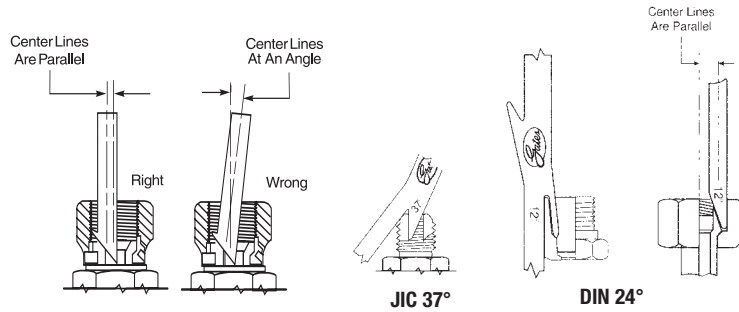
Sealing Types for Hydraulic Couplings – Continued

Measuring Seat Angles

Using the seat gauge, determine the angle of the seat, as illustrated. When the centerline of the seat gauge extends parallel with the projected longitudinal axis of the coupling, then the angles of the gauge and seat match.

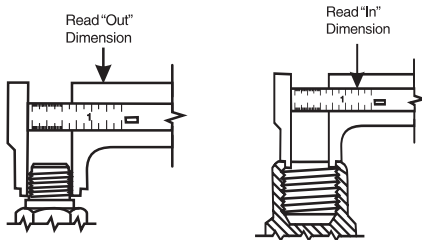
Compare the measurements taken to a coupling shown in the following tables that appear to be similar.

NOTE: Thread binding will occur when different thread configurations are used. DO NOT mix thread configurations.

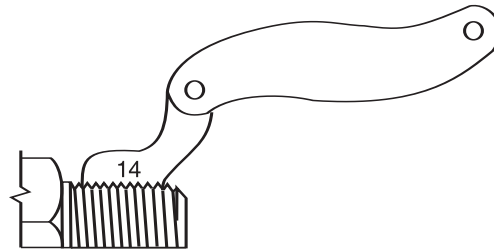


3. Measure Threads.

Because some couplings have very similar characteristics, the only way to determine the correct identification is by measuring the thread and comparing them to the tables listed on the following pages. Follow the procedure below when measuring coupling threads:



With the caliper measure the thread diameter of the largest point. (Outside diameter (O.D.) of male threads—Inside Diameter (I.D.) of female threads.)



Using the thread gauge, determine the number of threads per inch. Comparison of gauge and coupling threads against a lighted background will ensure an accurate reading.

Match the measurements taken above against those in the following tables that appear to be similar to the coupling under consideration.

Gates provides many useful tools on the following page to assist you in identifying the right coupling!

EQUIPMENT

HOSE/CPLG. SELECTION

TECH. DATA

EXT. & VERY HIGH PRESS. HOSE

GS CPLGS.

PCM CPLGS.

PCS CPLGS.

HIGH & MED. PRESS. HOSE

MEGACRIMP® CPLGS.

PC CPLGS.

FIELD ATTACHABLE CPLGS.

AIR BRAKE HOSE & CPLGS.

MEGATECH® C5 HOSE & CPLGS.

LOW PRESS. HOSE & CPLGS.

C14 HOSE & CPLGS.

POLARSEAL® HOSE & CPLGS.

PWR. STG. HOSE & CPLGS.

THERMO-PLASTIC HOSE & CPLGS.

ADAPTERS

QUICK DISCONNECT CPLGS.

ACCESSORIES & ASSORTMENTS

PART NUMBER INDEXES



EQUIPMENT

HOSE/CPLG. SELECTION

TECH. DATA

EXT. & VERY HIGH PRESS. HOSE

GS CPLGS.

PCM CPLGS.

PCS CPLGS.

HIGH & MED. PRESS. HOSE

MEGACRIMP® CPLGS.

PC CPLGS.

FIELD ATTACHABLE CPLGS.

AIR BRAKE HOSE & CPLGS.

MEGATECH® C5 HOSE & CPLGS.

LOW PRESS. HOSE & CPLGS.

C14 HOSE & CPLGS.

POLARSEAL® HOSE & CPLGS.

PWR. STG. HOSE & CPLGS.

THERMO-PLASTIC HOSE & CPLGS.

ADAPTERS

QUICK DISCONNECT CPLGS.

ACCESSORIES & ASSORTMENTS

PART NUMBER INDEXES

Coupling/Thread Identification Tools

Hydraulic Coupling Templates

Automotive Advertising Number: 428-7108

Industrial Advertising Number: 39549

These templates provide a fast and easy way to measure North American threads, International threads, and flange ends, seat angles (37° and 45°) and hose I.D.



Stainless Steel Digital Caliper

Part Number: 78241

Product Number: 7369-1322

Caliper features an easy-to-read LCD screen clearly displaying the crimp diameter digitally. Capable of four-way measurement... inside, outside, depth and step. Constructed of hardened stainless steel and comes in a handy, protective carrying case.



International Thread Identification Kit

Part Number: 86580

Product Number: 7369-0319

A sturdy, attractive carrying case suitable for counter display and field sales calls. Contains male metric & BSP plugs for identifying thread size, pocket thread I.D. kit, and flow chart with step-by-step instructions. For female thread identification, simply couple with the mating male.



Pocket Thread Identification Kit

Part Number: 86583

Product Number: 7369-4318

To properly identify the correct Gates replacement couplings, the measuring tools shown here should be used.

Contents:

- Calipers
- Seat Gauges (English)
- Seat Gauges (Metric)
- Thread Gauges
- Thread I.D. Guide.



Thread Chart

For All Hose I.D.'s Except C5 Series, C14 and AC134a.

DASH SIZE	2	3	4	5	6	7	8	10	12	14	16	20	24	32	40	48
NPTF Pipe Thread	1/8-27	1/4-18	3/8-18	1/2-14	5/8-14	3/4-14	7/8-14	1-11 1/2	1 1/4-11 1/2	1 1/2-11 1/2	1 3/4-11 1/2	2-11 1/2	2 1/2-11 1/2	3-11 1/2	3 1/2-8	3-8
NPSM Swivel Thread	1/8-27	1/4-18	3/8-18	1/2-14	5/8-14	3/4-14	7/8-14	1-11 1/2	1 1/4-11 1/2	1 1/2-11 1/2	1 3/4-11 1/2	2-11 1/2	2 1/2-11 1/2	3-11 1/2	3 1/2-8	3-8
JIC 37° Flare Thread	3/16-24	1/4-20	3/8-18	1/2-14	5/8-14	3/4-14	7/8-14	1-11 1/2	1 1/4-11 1/2	1 1/2-11 1/2	1 3/4-11 1/2	2-11 1/2	2 1/2-11 1/2	3-11 1/2	3 1/2-8	3-8
SAE 45° Flare Thread	3/16-24	1/4-20	3/8-18	1/2-14	5/8-14	3/4-14	7/8-14	1-11 1/2	1 1/4-11 1/2	1 1/2-11 1/2	1 3/4-11 1/2	2-11 1/2	2 1/2-11 1/2	3-11 1/2	3 1/2-8	3-8
SAE O-Ring Thread	3/16-24	1/4-20	3/8-18	1/2-14	5/8-14	3/4-14	7/8-14	1-11 1/2	1 1/4-11 1/2	1 1/2-11 1/2	1 3/4-11 1/2	2-11 1/2	2 1/2-11 1/2	3-11 1/2	3 1/2-8	3-8
Flat-Face Thread	3/16-24	1/4-20	3/8-18	1/2-14	5/8-14	3/4-14	7/8-14	1-11 1/2	1 1/4-11 1/2	1 1/2-11 1/2	1 3/4-11 1/2	2-11 1/2	2 1/2-11 1/2	3-11 1/2	3 1/2-8	3-8
Inverted Flare Thread	3/16-24	1/4-20	3/8-18	1/2-14	5/8-14	3/4-14	7/8-14	1-11 1/2	1 1/4-11 1/2	1 1/2-11 1/2	1 3/4-11 1/2	2-11 1/2	2 1/2-11 1/2	3-11 1/2	3 1/2-8	3-8
Compression Thread	3/16-24	1/4-20	3/8-18	1/2-14	5/8-14	3/4-14	7/8-14	1-11 1/2	1 1/4-11 1/2	1 1/2-11 1/2	1 3/4-11 1/2	2-11 1/2	2 1/2-11 1/2	3-11 1/2	3 1/2-8	3-8
Code 61 Flange Head O.D.	1.19	1.335	1.50	1.75	2.00	2.38	2.81	3.31	4.00							
Code 62 Flange Head O.D.	1.25	1.62	1.88	2.12	2.50	3.12										
BSPP Thread	1/8-19	1/4-14	3/8-14	1/2-11	5/8-11	3/4-11	7/8-11	1-11	1 1/4-11	1 1/2-11	1 3/4-11	2-11	2 1/2-11	3-11	3 1/2-8	3-8
BSPT Thread	1/8-19	1/4-14	3/8-14	1/2-11	5/8-11	3/4-11	7/8-11	1-11	1 1/4-11	1 1/2-11	1 3/4-11	2-11	2 1/2-11	3-11	3 1/2-8	3-8
Japanese Pipe Tapered Thread	1/8-19	1/4-14	3/8-14	1/2-11	5/8-11	3/4-11	7/8-11	1-11	1 1/4-11	1 1/2-11	1 3/4-11	2-11	2 1/2-11	3-11	3 1/2-8	3-8
Japanese Flare Thread	1/8-19	1/4-14	3/8-14	1/2-11	5/8-11	3/4-11	7/8-11	1-11	1 1/4-11	1 1/2-11	1 3/4-11	2-11	2 1/2-11	3-11	3 1/2-8	3-8
Copper/Nylon Air Brake Thread	7/16-24	1/2-20	5/8-18	3/4-14	7/8-14	1-11	1 1/4-11	1 1/2-11	1 3/4-11	2-11	2 1/2-11	3-11	3 1/2-8	3-8		
METRIC (mm)	8	10	12	14	16	18	20	22	24	26	30	33	36	42	45	52
MDL	M10X1.0	M12X1.5	M14X1.5	M16X1.5	M18X1.5	M22X1.5	M26X1.5	M30X2.0	M36X2.0	M42X2.0	M48X2.0	M52X2.0	M58X2.0	M64X2.0	M72X2.0	M80X2.0
MDH	M10X1.0	M12X1.5	M14X1.5	M16X1.5	M18X1.5	M22X1.5	M26X1.5	M30X2.0	M36X2.0	M42X2.0	M48X2.0	M52X2.0	M58X2.0	M64X2.0	M72X2.0	M80X2.0
Komatsu	M10X1.0	M12X1.5	M14X1.5	M16X1.5	M18X1.5	M22X1.5	M26X1.5	M30X2.0	M36X2.0	M42X2.0	M48X2.0	M52X2.0	M58X2.0	M64X2.0	M72X2.0	M80X2.0
French	M20X1.5	M22X1.5	M24X1.5	M26X1.5	M28X1.5	M30X1.5	M32X1.5	M36X1.5	M40X1.5	M45X1.5	M50X1.5	M55X1.5	M60X1.5	M65X1.5	M70X1.5	M75X1.5

See page L85 for male metric adapter threads.**

EQUIPMENT	HOSE/CPLG. SELECTION	TECH. DATA	EXT. & VERY HIGH PRESS. HOSE	GS CPLGS.	PCM CPLGS.	PCS CPLGS.	HIGH & MED. PRESS. HOSE	MEGACRIMP® CPLGS.	PC CPLGS.	FIELD ATTACHABLE CPLGS.	AIR BRAKE HOSE & CPLGS.	MEGATECH® C5 HOSE & CPLGS.	LOW PRESS. HOSE & CPLGS.	C14 HOSE & CPLGS.	POLARSEAL® HOSE & CPLGS.	PWR. STG. HOSE & CPLGS.	THERMO-PLASTIC HOSE & CPLGS.	ADAPTERS	QUICK DISCONNECT CPLGS.	ACCESSORIES & ASSORTMENTS	PART NUMBER INDEXES
-----------	----------------------	------------	------------------------------	-----------	------------	------------	-------------------------	-------------------	-----------	-------------------------	-------------------------	----------------------------	--------------------------	-------------------	--------------------------	-------------------------	------------------------------	----------	-------------------------	---------------------------	---------------------



Hose & Coupling Selection

Coupling Identification

There are five coupling systems generally used for hydraulic connections today. They are identified geographically or by country as:

- North American**
- British**
- French**
- German**
- Japanese**

This section lists the origin and coupling style found in each country. Brief descriptions and dimensional data follows each coupling style.

North American Thread Types

Iron Pipe Thread Abbreviations

N National

S Straight Thread

F Fuels

P Pipe

T Tapered Thread

M Mechanical Joint

NPTF

National Pipe Tapered thread for Fuel is a dryseal thread. It is used for both male and female ends.

The NPTF male will mate with the NPTF, NPSF, or NPSM female.

The NPTF male has tapered threads and a 30° inverted seat. The NPTF female has tapered threads and no seat. The seal takes place by deformation of the threads. The NPSM female has straight threads and a 30° inverted seat. The seal takes place on the 30° seat.

The NPTF connector is similar to, but not interchangeable with, the BSPT connector. The thread pitch is different in most sizes. Also, the thread angle is 60° instead of the 55° angle found on BSPT threads.

NPSF

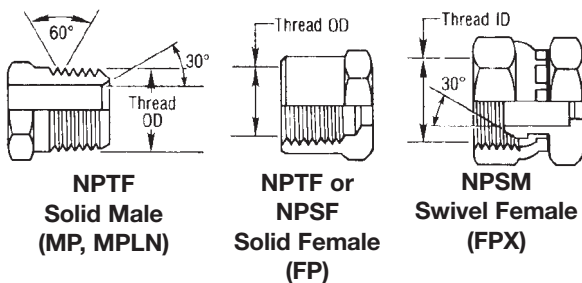
National Pipe Straight thread for Fuels is sometimes used for female ends and properly mates with the NPTF male end. However, the SAE recommends the NPTF thread in preference to the NPSF for female ends.

NPSM

National Pipe Straight thread for Mechanical joint is used on the female swivel nut of iron pipe swivel adapters. The leak-resistant joint is not made by the sealing fit of threads, but by a tapered seat in the coupling end.

Dash Size	Nominal Size (In.)	No. Threads per Inch	Female Thread	Male Thread	Max. Torque Recommendation for Dry NPTF* (Ft.Lbs.)
			I.D. (In.)	O.D. (In.)	
-2	1/8	27	23/64	13/32	20
-4	1/4	18	15/32	35/64	25
-6	3/8	18	19/32	43/64	35
-8	1/2	14	3/4	27/32	45
-12	3/4	14	61/64	1-1/16	55
-16	1	11-1/2	1-13/64	1-5/16	65
-20	1-1/4	11-1/2	1-17/32	1-43/64	80
-24	1-1/2	11-1/2	1-25/32	1-29/32	95
-32	2	11-1/2	2-1/4	2-3/8	120

NPT Pipe Thread



*NOTES:

1. Torque values can vary considerably depending on thread condition. Use only enough torque to achieve adequate sealing.
2. With female straight or parallel pipe threads (NPSM), maximum values are 50% of those listed in the table.
3. If thread sealant is used, maximum values shown should be decreased by 25%.





Coupling Identification

North American Thread Types (con't.)

*JIC (37° Flare)

The Society of Automotive Engineers (SAE) specifies a 37° angle flare or seat be used with high pressure hydraulic tubing. These are commonly called JIC couplings.

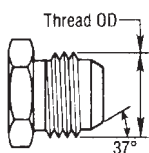
The JIC 37° flare male will mate with a JIC female only.* The JIC male has straight threads and a 37° flare seat. The JIC female has straight threads and a 37° flare seat. The seal is made on the 37° flare seat.

Some sizes have the same threads as the SAE 45° flare. Carefully measure the seat angle to differentiate.

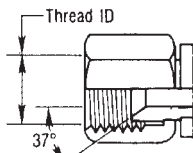
***Note:** Some C5, C5E and Lock-On couplings may have dual machined seats (both 37° and 45° seats).

Dash Size	Nominal Size (In.)	Thread Size	Female Thread	Male Thread	Steel Torque Recommendation (Ft.-Lbs.)	
			I.D. (In.)	O.D. (In.)	Min.	Max.
-2	1/8	5/16 - 24	17/64	5/16	-	-
-3	3/16	3/8 - 24	21/64	3/8	-	-
-4	1/4	7/16 - 20	25/64	7/16	10	11
-5	5/16	1/2 - 20	29/64	1/2	13	15
-6	3/8	9/16 - 18	1/2	9/16	17	19
-8	1/2	3/4 - 16	11/16	3/4	34	38
-10	5/8	7/8 - 14	13/16	7/8	50	56
-12	3/4	1-1/16 - 12	31/32	1-1/16	70	78
-14	7/8	1-3/16 - 12	1-7/64	1-3/16	-	-
-16	1	1-5/16 - 12	1-15/64	1-5/16	94	104
-20	1-1/4	1-5/8 - 12	1-35/64	1-5/8	124	138
-24	1-1/2	1-7/8 - 12	1-51/64	1-7/8	156	173
-32	2	2-1/2 - 12	2-27/64	2-1/2	219	243

JIC 37° Flare



JIC 37° Male (MJ)



JIC 37° Flare Female (FJX)

*SAE (45° Flare)

A term usually applied to fittings having a 45° angle flare or seat. Soft copper tubing is generally used in such applications as it is easily flared to the 45° angle. These are for low-pressure applications—such as for fuel lines and refrigerant lines.

The SAE 45° flare male will mate with an SAE 45° flare female only or a dual seat JIC/SAE 45°.*

The SAE male has straight threads and a 45° flare seat. The SAE female has straight threads and a 45° flare seat. The seal is made on the 45° flare seat.

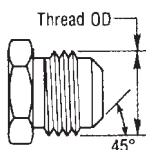
Some sizes have the same threads as the SAE 37° flare.

Carefully measure the seat angle to differentiate.

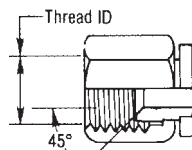
***Note:** Some C5, C5E and Lock-On couplings may have dual machined seats (both 37° and 45° seats).

Dash Size	Nominal Size (In.)	Thread Size	Female Thread	Male Thread	Steel Torque Recommendation (Ft.-Lbs.)	
			I.D. (In.)	O.D. (In.)	Min.	Max.
-2	1/8	5/16 - 24	17/64	5/16	-	-
-3	3/16	3/8 - 24	21/64	3/8	-	-
-4	1/4	7/16 - 20	25/64	7/16	10	11
-5	5/16	1/2 - 20	29/64	1/2	13	15
-6	3/8	5/8 - 18	9/16	5/8	17	19
-7	7/16	11/16 - 16	5/8	11/16	-	-
-8	1/2	3/4 - 16	11/16	3/4	34	38
-10	5/8	7/8 - 14	13/16	7/8	50	56
-12	3/4	1-1/16 - 14	63/64	1-1/16	70	78

SAE 45° Flare



SAE 45° Flare Male (MS)



SAE 45° Flare Swivel Female (FSX)

Special Power Steering Thread End

Dash Size	Nominal Size (In.)	Thread Size	Female Thread	Male Thread
			I.D. (In.)	O.D. (In.)
-6	3/8	11/16 - 18	5/8	11/16



EQUIPMENT
HOSE/CPLG. SELECTION
TECH. DATA
EXT. & VERY HIGH PRESS. HOSE
GS CPLGS.
PCM CPLGS.
PCS CPLGS.
HIGH & MED. PRESS. HOSE
MEGACRIMP® CPLGS.
PC CPLGS.
FIELD ATTACHABLE CPLGS.
AIR BRAKE HOSE & CPLGS.
MEGATECH® C5 HOSE & CPLGS.
LOW PRESS. HOSE & CPLGS.
C14 HOSE & CPLGS.
POLARSEAL® HOSE & CPLGS.
PWR. STG. HOSE & CPLGS.
THERMO-PLASTIC HOSE & CPLGS.
ADAPTERS
QUICK DISCONNECT CPLGS.
ACCESSORIES & ASSORTMENTS
PART NUMBER INDEXES

Coupling Identification

North American Thread Types (con't.)

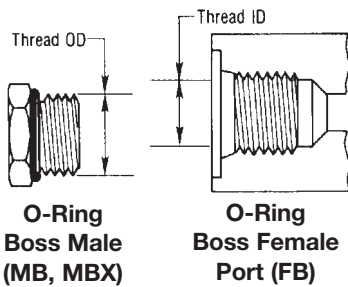
O-Ring Boss

The O-ring boss male will mate with an O-ring boss female only. The female is generally found on ports.

The male has straight threads, a sealing face and an O-ring. The female has straight threads and a sealing face. The seal is made at the O-ring on the male and the sealing face on the female.

Dash Size	Nominal Size (In.)	Thread Size	Female Thread	Male Thread	O-Ring		Steel Torque Recommendations (Ft.Lbs)			
							Below 4,000 psi Working Pressure		Above 4,000 psi Working Pressure	
							Min.	Max.	Min.	Max.
-2	1/8	5/16 - 24	17/64	5/16	0.239	-	-	-	-	-
-3	3/16	3/8 - 24	21/64	3/8	0.301	30R	-	-	8	10
-4	1/4	7/16 - 20	25/64	7/16	0.351	40R	14	16	14	16
-5	5/16	1/2 - 20	29/64	1/2	0.414	50R	-	-	18	20
-6	3/8	9/16 - 18	1/2	9/16	0.468	60R	24	26	24	26
-8	1/2	3/4 - 16	11/16	3/4	0.644	80R	37	44	50	60
-10	5/8	7/8 - 14	13/16	7/8	0.755	100R	50	60	72	80
-12	3/4	1-1/16 - 12	31/32	1-1/16	0.924	120R	75	83	125	135
-14	7/8	1-3/16 - 12	1-7/64	1-3/16	1.048	140R	-	-	160	180
-16	1	1-5/16 - 12	1-15/64	1-5/16	1.171	160R	111	125	200	220
-20	1-1/4	1-5/8 - 12	1-35/64	1-5/8	1.475	200R	133	152	210	280
-24	1-1/2	1-7/8 - 12	1-51/64	1-7/8	1.720	-	156	184	270	360
-32	2	2-1/2 - 12	2-27/64	2-1/2	2.337	-	-	-	-	-

SAE Straight Thread O-Ring Boss



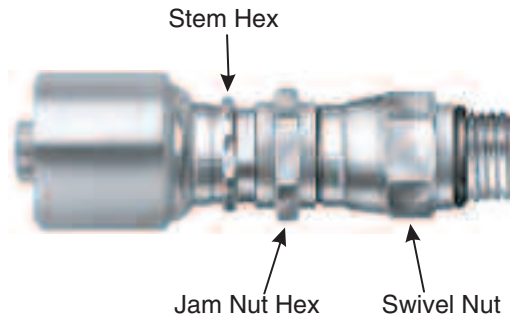
Gates Adapterless—MBAX

The Gates Adapterless coupling is designed for use in OEM assembly line applications. It eliminates the need for an adapter by directly connecting into the port, which reduces the number of possible leak points and reduces installation labor. It allows easy installation and eliminates the troubles of alignment on bent tube assemblies. It eliminates the performance limitations of the traditional male swivel. A jam nut locks the coupling into place.

Assemblies using the Gates Adapterless coupling can be serviced by replacing the assembly with an MB adapter in the port and a standard end termination (for example, an MB-MJ adapter and FJX couplings).

WARNING: The tightening of the jam nut is **absolutely critical** to performance so that the Adapterless coupling does not become a "live swivel". A live swiveling condition can cause wearing of the internal seals and result in leaks.

The Gates Adapterless coupling uses SAE O-Ring Boss threads. See the table above. The installation torque values are the same as SAE O-Ring Boss.





Coupling Identification

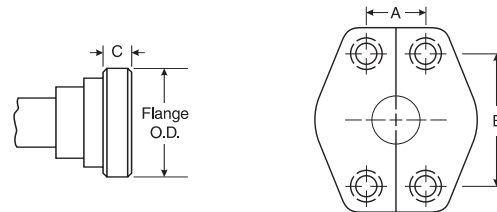
North American Thread Types (con't.)

O-Ring Flange—SAE J518

The SAE Code 61 and Code 62 4-Bolt Split Flange is used worldwide, usually as a connection on pumps and motors. There are three exceptions.

1. The -10 size, which is common outside of North America, is not an SAE standard size (generally found on Komatsu equipment).
2. Caterpillar flanges, which are the same flange O.D. as SAE Code 62, have a thicker flange head ("C" dimension in Table).
3. Poclairn flanges, which are completely different from SAE flanges.

SAE Code 61 and Code 62



Flange Head (FL/FLH, FLC)

4-Bolt Split Flange Bolt Hose Dimensions

Dash Size	Nominal Flange Size (In.)	Code 61 (FL)				Code 62 (FLH)				Caterpillar Code 62 (FLC)			
		Flange O.D. (In.)	A (In.)	B (In.)	C (In.)	Flange O.D. (In.)	A (In.)	B (In.)	C (In.)	Flange O.D. (In.)	A (In.)	B (In.)	C (In.)
-8	1/2	1.188	.688	1.500	.265	1.250	.718	1.594	.305	—	—	—	—
-10	5/8	1.345	—	—	.265	—	—	—	—	—	—	—	—
-12	3/4	1.500	.875	1.875	.265	1.625	.937	2.000	.345	1.625	.938	2.000	.560
-16	1	1.750	1.031	2.062	.315	1.875	1.093	2.250	.375	1.875	1.094	2.250	.560
-20	1-1/4	2.000	1.188	2.312	.315	2.125	1.250	2.625	.405	2.125	1.250	2.625	.560
-24	1-1/2	2.375	1.406	2.750	.315	2.500	1.437	3.125	.495	2.500	1.438	3.125	.560
-32	2	2.812	1.688	3.062	.375	3.125	1.750	3.812	.495	3.125	1.750	3.812	.560
-40	2-1/2	3.312	2.000	3.500	.375	—	—	—	—	—	—	—	—
-48	3	4.000	2.438	4.188	.375	—	—	—	—	—	—	—	—
-56	3-1/2	4.500	2.750	4.750	.422	—	—	—	—	—	—	—	—
-64	4	5.000	3.062	5.125	.442	—	—	—	—	—	—	—	—
-80	5	6.000	3.625	6.000	.442	—	—	—	—	—	—	—	—

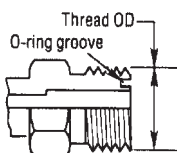
O-Ring Face Seal (ORFS)—SAE J1453

A seal is made when the O-ring in the male contacts the flat face on the female. Couplings are intended for hydraulic systems where elastomeric seals are acceptable to overcome leakage and leak resistance is crucial.

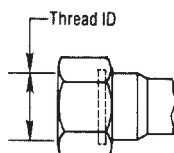
The solid male O-ring face seal fitting will mate with a swivel female O-ring face seal SAE J1453 fitting only.

An O-ring rests in the O-ring groove in the male.

O-Ring Face Seal



Male Flat-Face O-Ring (MFFOR)



Female Flat-Face O-Ring Swivel (FFORX)

Dash Size	Nominal Size (In.)	Thread Size	Female Thread	Male Thread	O-Ring Size
			I.D. (In.)	O.D. (In.)	
-4	1/4	9/16 - 18	1/2	9/16	-011
-6	3/8	11/16 - 16	5/8	11/16	-012
-8	1/2	13/16 - 16	3/4	13/16	-014
-10	5/8	1 - 14	15/16	1	-016
-12	3/4	1-3/16 - 12	1-1/8	1-3/16	-018
-16	1	1-7/16 - 12	1-11/32	1-7/16	-021
-20	1-1/4	1-11/16 - 12	1-19/32	1-11/16	-025
-24	1-1/2	2 - 12	1-29/32	2	-029



EQUIPMENT

HOSE/CPLG. SELECTION

TECH. DATA

EXT. & VERY HIGH PRESS. HOSE

HS CPLGS.

PCM CPLGS.

PCS CPLGS.

HIGH & MED. PRESS. HOSE

MEGACRIMP® CPLGS.

PC CPLGS.

FIELD ATTACHABLE CPLGS.

AIR BRAKE HOSE & CPLGS.

MEGATECH™ C5 HOSE & CPLGS.

LOW PRESS. HOSE & CPLGS.

C14 HOSE & CPLGS.

POLARSEAL® HOSE & CPLGS.

PWR. STG. HOSE & CPLGS.

THERMO-PLASTIC HOSE & CPLGS.

ADAPTERS

QUICK DISCONNECT CPLGS.

ACCESSORIES & ASSORTMENTS

PART NUMBER INDEXES

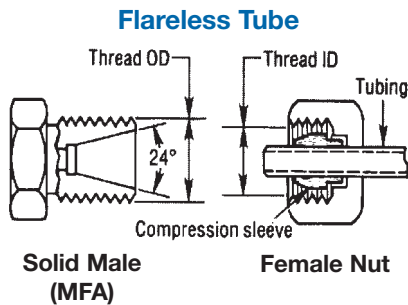
Coupling Identification

North American Thread Types (con't.)

Flareless Tube

The flareless solid male will mate with a female flareless nut and compression sleeve only.

The male has straight threads and a 24° seat. The female has straight threads and has a compression sleeve for a sealing surface. The seal is made between the compression sleeve and the 24° seat on the male, and between the compression sleeve and the tubing on the female.

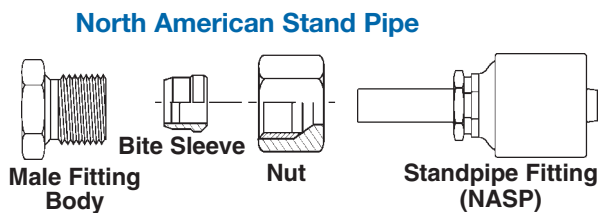


Dash Size	Tube Size (In.)	Nominal Size (In.)	Thread Size	Female Thread	Male Thread
				I.D. (In.)	O.D. (In.)
-2	1/8	5/16	5/16 - 24	17/64	5/16
-3	3/16	3/8	3/8 - 24	21/64	3/8
-4	1/4	7/16	7/16 - 20	25/64	7/16
-5	5/16	1/2	1/2 - 20	29/64	1/2
-6	3/8	9/16	9/16 - 18	1/2	9/16
-8	1/2	3/4	3/4 - 16	11/16	3/4
-10	5/8	7/8	7/8 - 14	13/16	7/8
-12	3/4	1-1/16	1-1/16 - 12	31/32	1-1/16
-14	7/8	1-3/16	1-3/16 - 12	1-7/64	1-3/16
-16	1	1-5/16	1-5/16 - 12	1-15/64	1-5/16
-20	1-1/4	1-5/8	1-5/8 - 12	1-35/64	1-5/8
-24	1-1/2	1-7/8	1-7/8 - 12	1-51/64	1-7/8
-32	2	2-1/2	2-1/2 - 12	2-27/64	2-1/2

North American Stand Pipe (NASP)

A stand pipe assembly is comprised of three components attached to a male fitting. The components are a Stand Pipe Tube, Bite Sleeve and Nut. The Nut is placed over the Stand Pipe, followed by the Bite Sleeve (see illustration below). The Bite Sleeve and Stand Pipe are selected on the basis of tube O.D. required.

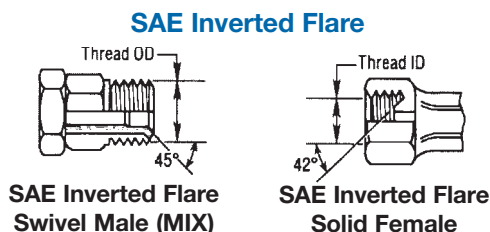
Dash Size	Tube O.D. (In.)	Tube Length (In.)
-4	0.25	0.88
-6	0.38	0.88
-8	0.50	1.00
-12	0.75	1.16
-16	1.00	1.12



SAE Inverted Flare

The SAE 45° inverted flare male will mate with an SAE 42° inverted flare female only.

The male has straight threads and a 45° inverted flare. The female has straight threads and a 42° inverted flare. The seal is made on the 45° flare seat on the male and the 42° flare seat on the female.



Dash Size	Nominal Size (In.)	Thread Size	Female Thread	Male Thread
			I.D. (In.)	O.D. (In.)
-2	1/8	5/16 - 28	9/32	5/16
-3	3/16	3/8 - 24	21/64	3/8
-4	1/4	7/16 - 24	25/64	7/16
-5	5/16	1/2 - 20	29/64	1/2
-6	3/8	5/8 - 18	37/64	5/8
-7	7/16	11/16 - 18	5/8	11/16
-8	1/2	3/4 - 18	45/64	3/4
-10	5/8	7/8 - 18	13/16	7/8
-12	3/4	1-1/16 - 16	1	1-1/16

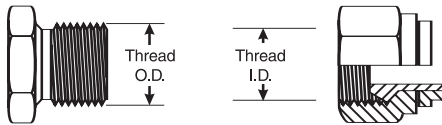


Coupling Identification

Air Brake Fittings

Female air brake swivels are designed to work exclusively with a male air brake adapter. Federal law requires only this combination to be used on air brake lines from the valve to the air brake diaphragm chamber.

The male has straight threads and an inverted seat. The female has straight threads and a corresponding inverted flare. The seal is made on the flare seats of both the male and female.

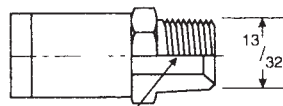


Male Air Brake Female Air Brake Swivel

Dash Size	Thread Size	Female Thread I.D. (In.)	Male Thread O.D. (In.)
-6	3/4 - 20	23/32	3/4
-8	7/8 - 20	27/32	7/8

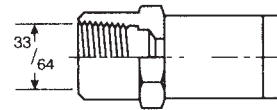
Grease Fittings

Special Male Grease Fitting



1/8-27 Pipe Thread

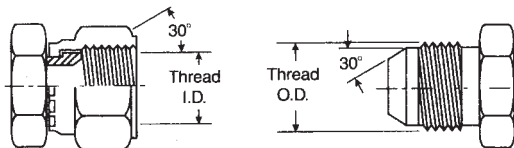
Special Female Grease Fitting



1/2-27 Tapered Thread

Parker Triple Thread Flare Fittings

Parker Triple Thread Flare Fittings



Swivel Female (FZX)

Solid Male (MZ)

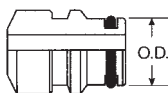
Dash Size	Nominal Size (In.)	Thread Size	Female Thread	Male Thread
			I.D. (In.)	O.D. (In.)
-16	1-5/16	1-5/16 - 14	1-1/4	1-5/16

Press-Lok® Connectors

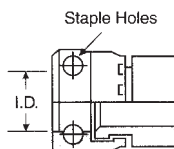
Press-Lok style connectors are found on mining equipment worldwide.

The seal is made when the O-ring on the male contacts the inside surface of the female. The two connectors are held together with a staple.

Press-Lok Connectors



Male Press-Lok Connectors



Female Press-Lok Connectors

Dash Size	Nominal Size (In.)	Female I.D. (In.)	Male O.D. (In.)
-4	1/4	.39	.40
-6	3/8	.55	.56
-8	1/2	.70	.71
-12	3/4	.94	.95
-16	1	1.22	1.23
-20	1-1/4	1.49	1.50

For more information and specifications on these couplings, please see the Gates Mining Products Catalog #99993 or visit www.gates.com.

EQUIPMENT

HOSE/CPLG. SELECTION

TECH. DATA

EXT. & VERY HIGH PRESS. HOSE

GS CPLGS.

PCM CPLGS.

PCS CPLGS.

HIGH & MED. PRESS. HOSE

MEGACRIMP® CPLGS.

PC CPLGS.

FIELD ATTACHABLE CPLGS.

AIR BRAKE HOSE & CPLGS.

MEGATECH® C5 HOSE & CPLGS.

LOW PRESS. HOSE & CPLGS.

C14 HOSE & CPLGS.

POLARSEAL® HOSE & CPLGS.

PWR. STG. HOSE & CPLGS.

THERMO-PLASTIC HOSE & CPLGS.

ADAPTERS

QUICK DISCONNECT CPLGS.

ACCESSORIES & ASSORTMENTS

PART NUMBER INDEXES



Coupling Identification

Foreign Thread Types

Identifying Foreign Couplings

If you can identify the country of origin of the equipment you are working with, it is easy to identify the coupling style. Simply find the appropriate country in the following pages and locate the particular coupling in the table that follows.

British

It is a common misconception that all foreign threads are metric. This is not always the case. There are two common thread forms: Metric and Whitworth (BSP). The country of origin and the proper nomenclature for each is listed below.

British Standard Pipe Parallel

Popular couplings have British Standard Pipe (BSP) threads, also known as Whitworth threads. These can be parallel threads (BSPP) with a 30° inverted flare or tapered threads (BSPT), with a 30° inverted flare. Port connections are usually made with BSPP threads and a soft metal cutting ring for sealing.

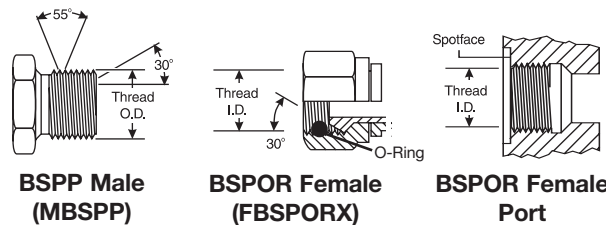
The BSPP (parallel) male will mate with a BSPOR (parallel) female or a female port.

The BSPP male has straight threads and a 30° seat. The BSPOR female has straight threads, a 30° seat, and O-ring. The female port has straight threads and a spotface. The seal on the port is made with an O-ring or soft metal washer on the male.

The BSPP (parallel) connector is similar to, but not interchangeable with, the NPSM connector. The thread pitch is different in most sizes, and the thread angle is 55° instead of the 60° angle found on NPSM threads.

Dash Size	Nominal Size (In.)	Thread Size	Female Parallel Thread	Male Parallel Thread	Torque Recommendation (Ft. Lbs.)	
			I.D. (In.)	O.D. (In.)	Min.	Max.
-2	1/8	1/8 - 28	11/32	3/8	7	9
-4	1/4	1/4 - 19	15/32	17/32	11	18
-6	3/8	3/8 - 19	19/32	21/32	19	28
-8	1/2	1/2 - 14	3/4	13/16	30	36
-10	5/8	5/8 - 14	13/16	29/32	37	44
-12	3/4	3/4 - 14	31/32	1-1/32	50	60
-16	1	1 - 11	1-7/32	1-11/32	79	95
-20	1-1/4	1-1/4 - 11	1-17/32	1-21/32	127	152
-24	1-1/2	1-1/2 - 11	1-25/32	1-7/8	167	190
-32	2	2 - 11	2-7/32	2-11/32	262	314

British Standard Pipe Parallel (BSPOR)



British Standard Pipe Tapered

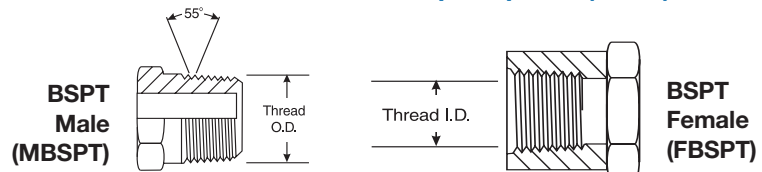
The BSPT (tapered) male will mate with a BSPT (tapered) female, or a BSPOR (parallel) female.

The BSPT male has tapered threads. When mating with either the BSPT (tapered) female or the BSPOR (parallel) female port, the seal is made on the threads.

The BSPT connector is similar to, but not interchangeable with, the NPTF connector. The thread pitch is different in most cases, and the thread angle is 55° instead of the 60° angle found on NPTF threads.

Dash Size	Nominal Size (In.)	Thread Size	Female Parallel Thread	Male Parallel Thread	Torque Recommendation (Ft. Lbs.)	
			I.D. (In.)	O.D. (In.)	Min.	Max.
-2	1/8	1/8 - 28	11/32	3/8	7	9
-4	1/4	1/4 - 19	15/32	17/32	11	18
-6	3/8	3/8 - 19	19/32	21/32	19	28
-8	1/2	1/2 - 14	3/4	13/16	30	36
-10	5/8	5/8 - 14	13/16	29/32	37	44
-12	3/4	3/4 - 14	31/32	1-1/32	50	60
-16	1	1 - 11	1-7/32	1-11/32	79	95
-20	1-1/4	1-1/4 - 11	1-17/32	1-21/32	127	152
-24	1-1/2	1-1/2 - 11	1-25/32	1-7/8	167	190
-32	2	2 - 11	2-7/32	2-11/32	262	314

British Standard Pipe Tapered (BSPT)





Coupling Identification

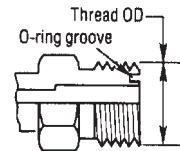
Foreign Thread Types – British (con't.)

British Flat-Face Seal

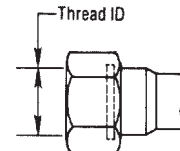
A seal is made when the O-ring in the male contacts the flat face on the female. These couplings are intended for hydraulic systems where elastomeric seals are acceptable to overcome leakage and leak resistance is crucial.

The solid male British O-ring face seal fitting will mate with a swivel female British O-ring face seal fitting only. An O-ring rests in the O-ring groove in the male.

Dash Size	Nominal Size (In.)	Thread Size	Female Parallel Thread	Male Parallel Thread	Torque Recommendation (Ft. Lbs.)	
			I.D. (In.)	O.D. (In.)	Min.	Max.
-6	3/8	3/8-19	19/32	21/32	18	20
-8	1/2	1/2-14	3/4	13/16	32	40
-12	3/4	3/4-14	31/32	1 1/32	65	80



Male British Flat-Face (MBFF)



Female British Flat-Face (FBFF)

French

Popular couplings are French GAZ. These have a 24° seat and metric threads. These are similar to German DIN couplings, but the threads are different in some sizes. Although both are metric threads, the French use fine threads in all sizes and German DIN couplings use coarse threads in larger sizes. Most port connections are flange connections. French flanges are different than SAE—they have a lip that protrudes from the flange face. These are called Poclairn-style flanges.

GAZ 24°

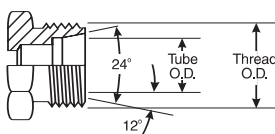
The French Metric (GAZ) male will mate with the female 24° cone or the female tube fitting.

The male has a 24° seat and straight metric threads. The female has a 24° seat or a tubing sleeve and straight metric threads and is interchangeable with female Kobelco.

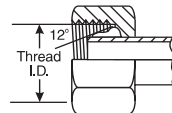
When measuring the flare angle with the seat angle gauge, use the 12° gauge. (The seat angle gauge measures the angle from the connector centerline.)

Metric Thread Size	Female Thread I.D. (mm)	Male Thread O.D. (mm)	Tube O.D. (mm)
M20x1.5	18.5	20.0	13.25
M24x1.5	22.5	24.0	16.75
M30x1.5	28.5	30.0	21.25
M36x1.5	34.5	36.0	26.75
M45x1.5	43.5	45.0	33.50
M52x1.5	50.5	52.0	42.25

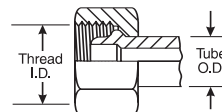
French Metric (GAZ)



Male 24° Cone



Female 24° Cone



Female Tube Fitting



EQUIPMENT

HOSE/CPLG. SELECTION

TECH. DATA

EXT. & VERY HIGH PRESS. HOSE

GS CPLGS.

PCM CPLGS.

PCS CPLGS.

HIGH & MED. PRESS. HOSE

MEGACRIMP® CPLGS.

PC CPLGS.

FIELD ATTACHABLE CPLGS.

AIR BRAKE HOSE & CPLGS.

MEGATECH® C5 HOSE & CPLGS.

LOW PRESS. HOSE & CPLGS.

C14 HOSE & CPLGS.

POLARSEAL® HOSE & CPLGS.

PWR. STG. HOSE & CPLGS.

THERMO-PLASTIC HOSE & CPLGS.

ADAPTERS

QUICK DISCONNECT CPLGS.

ACCESSORIES & ASSORTMENTS

PART NUMBER INDEXES

Coupling Identification

Foreign Thread Types – French (con't.)

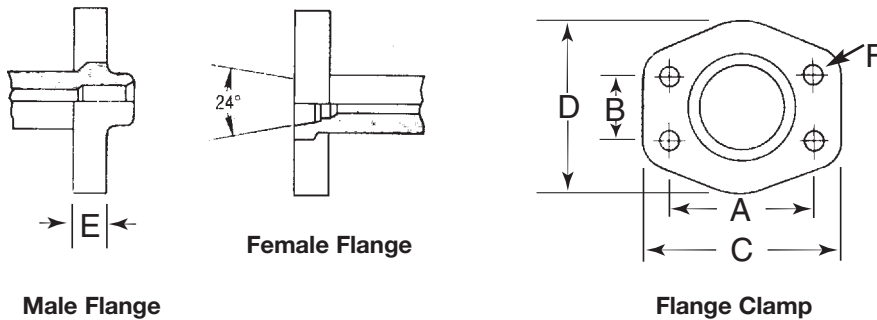
GAZ Poclairn 24° Flange

The Poclairn (French GAZ) 24° high pressure flange is usually found on Poclairn equipment.

The male flange will mate with a female flange or a port. The seal is made on the 24° seat.

Nominal Size (In.)	A (In.)	B (In.)	C (In.)	D (In.)	E (In.)	F (In.)
1/2	1.57	.72	2.20	1.89	.55	.35
5/8	1.57	.72	2.20	1.89	.55	.35
3/4	2.00	.94	2.75	2.38	.71	.43

Poclairn (French GAZ)



German DIN (Deutsche Industrial Norme)

Popular couplings are German DIN (Deutsche Industrial Norme). A coupling referred to as “metric” usually means a DIN coupling.

DIN 24° Cone

The DIN 24° cone male will mate with any of the females shown.

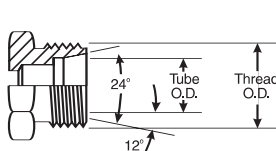
The male has a 24° seat, straight metric threads, and a recessed counterbore which matches the tube O.D. of the coupling used with it. The mating female is a 24° cone with O-ring, a metric tube fitting or a universal 24° and 60° cone.

There is a light and heavy series DIN coupling. Proper identification is made by measuring both the thread size and the tube O.D. (The heavy series has a smaller tube O.D. but a thicker wall section than the light.)

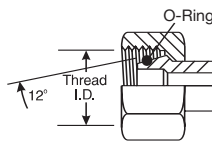
When measuring the flare angle with the seat angle gauge, use the 12° gauge. (The seat angle gauge measures the angle from the connector centerline.)

Metric Thread Size	Female Thread	Male Thread	Tube O.D.		Torque Recommendation (Ft. Lbs.)	
			I.D. (mm)	O.D. (mm)	Light Series (mm)	Heavy Series (mm)
M12x1.5	10.5	12.0	6	—	7	15
M14x1.5	12.5	14.0	8	—	15	26
M16x1.5	14.5	16.0	10	8	18	30
M18x1.5	16.5	18.0	12	10	22	33
M20x1.5	18.5	20.0	14	12	26	37
M22x1.5	20.5	22.0	15	14	30	52
M24x1.5	22.5	24.0	—	16	30	52
M26x1.5	24.5	26.0	18	—	44	74
M30x2.0	28.0	30.0	22	20	59	89
M36x2.0	34.0	36.0	28	25	74	111
M42x2.0	40.0	42.0	—	30	74	162
M45x2.0	43.0	45.0	35	—	133	184
M52x2.0	50.0	52.0	42	38	148	221

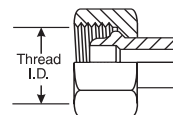
DIN 24° Male and Mating Females



Male 24° Cone, DIN 2353 (MDL/MDH)



Female 24° Cone with O-Ring (FDLORX/FDHORX)



Female Universal 24° and 60° Cone (FDLX/FDHX)



Coupling Identification

Foreign Thread Types – German DIN (con't.)

DIN 60° Cone

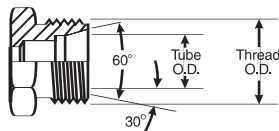
The DIN 60° cone male will mate with the female universal 24° or 60° cone connector only.

The male has a 60° seat and straight metric threads. The female has a 24° and 60° universal seat and straight metric threads.

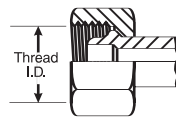
When measuring the flare angle with the seat angle gauge, use the 30° gauge. (The seat angle gauge measures the angle from the connector centerline.)

Metric Thread Size	Female Thread	Male Thread	Tube O.D. (mm)	Torque Recommendation (Ft. Lbs.)	
	I.D. (mm)	O.D. (mm)		Min.	Max.
M14x1.5	12.5	14.0	8	15	26
M16x1.5	14.5	16.0	10	18	30
M18x1.5	16.5	18.0	12	22	33
M22x1.5	20.5	22.0	15	30	52
M26x1.5	24.5	26.0	18	44	74
M30x1.5	28.5	30.0	22	59	59
M38x1.5	36.5	38.0	28	74	111
M45x1.5	43.5	45.0	35	133	184
M52x2.0	50.5	52.0	42	148	221

DIN 60° Male and Mating Female



Male
60° Cone, DIN 6711



Female
Universal 24° and 60° Cone



- EQUIPMENT
- HOSE/CPLG. SELECTION
- TECH. DATA
- EXT. & VERY HIGH PRESS. HOSE
- GS CPLGS.
- PCM CPLGS.
- PCS CPLGS.
- HIGH & MED. PRESS. HOSE
- MEGACRIMP® CPLGS.
- PC CPLGS.
- FIELD ATTACHABLE CPLGS.
- AIR BRAKE HOSE & CPLGS.
- MEGATECH™ C5 HOSE & CPLGS.
- LOW PRESS. HOSE & CPLGS.
- C14 HOSE & CPLGS.
- POLARSEAL® HOSE & CPLGS.
- PWR. STG. HOSE & CPLGS.
- THERMO-PLASTIC HOSE & CPLGS.
- ADAPTERS
- QUICK DISCONNECT CPLGS.
- ACCESSORIES & ASSORTMENTS
- PART NUMBER INDEXES

Coupling Identification

Foreign Thread Types – German DIN (con't.)

DIN 3852 Couplings Type A & B (Parallel Threads)

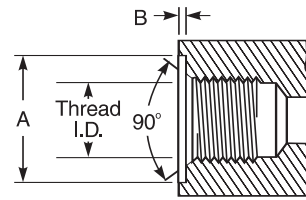
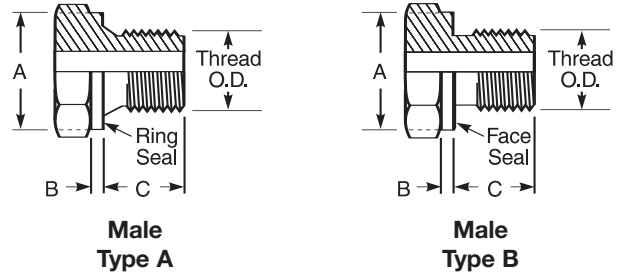
The male DIN 3852 Type A & B couplings will mate with the female DIN coupling shown below. Gates offers this thread as an adapter.

The male and female type A & B couplings have straight threads. The seal occurs when the ring seal (Type A) or the face seal (Type B) mates with the face of the female port.

There are two series of DIN 3852 Type A & B couplings, the light (L) and the heavy (S) series.

Note: Commonly used threads on male metric adapters.

DIN 3852 Couplings Type A & B (Parallel Threads)



Series	Tube O.D. (mm)	Metric Thread Parallel								Whitworth Thread Parallel							
		Thread Size	Female			Male			Thread Size	Female (BSPOR)			Male (BSPP)				
			Thread I.D. (mm)	A (mm)	B (mm)	Thread O.D. (mm)	A (mm)	B (mm)		C (mm)	Thread I.D. (In.)	A (mm)	B (mm)	Thread O.D. (In.)	A (mm)	B (mm)	C (mm)
L Light	6	10x1.0	8.5	15	1.0	10	14	1.5	8	1/8-28	11/32	15	1.0	3/8	14	1.5	8
	8	12x1.5	10.5	18	1.5	12	17	2.0	12	1/4-19	15/32	19	1.5	1/2	17	2.0	12
	10	14x1.5	12.5	20	1.5	14	19	2.0	12	1/4-19	15/32	19	1.5	1/2	19	2.0	12
	12	16x1.5	14.5	22	1.5	16	21	2.5	12	3/8-19	19/32	23	2.0	21/32	21	2.5	12
	15	18x1.5	16.5	24	2.0	18	23	2.5	12	1/2-14	3/4	27	2.5	13/16	23	2.5	12
	18	22x1.5	20.5	28	2.5	22	27	3.0	14	1/2-14	3/4	27	2.5	13/16	27	3.0	14
	22	26x1.5	24.5	32	2.5	26	31	3.0	16	3/4-14	31/32	33	2.5	1-1/32	31	3.0	16
	28	33x2.0	31.5	40	2.5	33	39	3.0	18	1-11	1-7/32	40	2.5	1-5/16	39	3.0	18
S Heavy	35	42x2.0	40.5	50	2.5	42	49	3.0	20	1-1/4-11	1-17/32	50	2.5	1-21/32	49	3.0	20
	42	48x2.0	46.5	56	2.5	48	55	3.0	22	1-1/2-11	1-25/32	56	2.5	1-7/8	55	3.0	22
	6	12x1.5	10.5	18	1.5	12	17	2.0	12	1/4-19	15/32	19	1.5	1/2	17	2.0	12
	8	14x1.5	12.5	20	1.5	14	19	2.0	12	1/4-19	15/32	19	1.5	1/2	19	2.0	12
	10	16x1.5	14.5	22	1.5	16	21	2.5	12	3/8-19	19/32	23	2.0	21/32	21	2.5	12
	12	18x1.5	16.5	24	2.0	18	23	2.5	12	3/8-19	19/32	23	2.0	21/32	23	2.5	12
	14	20x1.5	18.5	26	2.0	20	25	3.0	14	1/2-14	3/4	27	2.5	13/16	25	3.0	14
	16	22x1.5	20.5	28	2.5	22	27	3.0	14	1/2-14	3/4	27	2.5	13/16	27	3.0	14
	20	27x2.0	25.5	33	2.5	27	32	3.0	16	3/4-14	31/32	33	2.5	1-1/32	32	3.0	16
	25	33x2.0	31.5	40	2.5	33	39	3.0	18	1-11	1-7/32	40	2.5	1-5/16	39	3.0	18
ADAPTERS	30	42x2.0	40.5	50	2.5	42	49	3.0	20	1-1/4-11	1-17/32	50	2.5	1-21/32	49	3.0	20
QUICK DISCONNECT CPLGS.	38	48x2.0	46.5	56	2.5	48	55	3.0	22	1-1/2-11	1-25/32	56	2.5	1-7/8	55	3.0	22

Coupling Identification

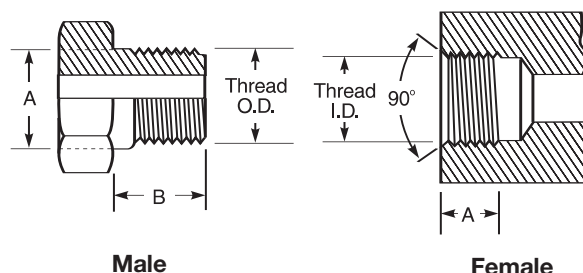
Foreign Thread Types – German DIN (con't.)

DIN 3852 Type C Metric and Whitworth Tapered (BSPT) Thread Connectors

The DIN 3852 Type C couplings are available with either metric or Whitworth British thread. The male will mate only with the female as shown.

The male and female couplings have tapered threads. The seal takes place on the threads. There are three series of DIN 3852 Type C Couplings: extra light (LL), light (L) and heavy (S).

DIN 3852 Type C Metric and Whitworth Tapered Thread Connectors

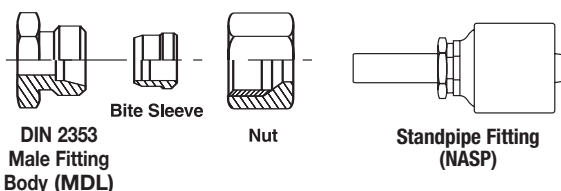


Series	Tube O.D. (mm)	Metric Tapered Threads						Whitworth Tapered Threads					
		Thread Size	Female		Male		Thread Size	Female		Male			
			Thread I.D. (mm)	A (mm)	Thread O.D. (mm)	A (mm)		B (mm)	Thread I.D. (In.)	A (mm)	Thread O.D. (In.)	A (mm)	B (mm)
LL Extra Light	4	8x1.0	6.5	5.5	8	8.40	8	1/8-28	11/32	5.5	1/8	.392	8
	5	8x1.0	6.5	5.5	8	8.40	8	1/8-28	11/32	5.5	1/8	.392	8
	6	10x1.0	8.5	5.5	10	10.40	8	1/8-28	11/32	5.5	1/8	.392	8
	8	10x1.0	8.5	5.5	10	10.40	8	1/8-28	11/32	5.5	1/8	.392	8
L Light	6	10x1.0	8.5	5.5	10	10.40	8	1/8-28	11/32	5.5	1/8	.392	8
	8	12x1.5	10.5	8.5	12	12.53	12	1/4-19	15/32	8.5	1/4	.532	12
	10	14x1.5	12.5	8.5	14	14.53	12	1/4-19	15/32	8.5	1/4	.532	12
	12	16x1.5	14.5	8.5	16	16.53	12	3/8-19	19/32	8.5	3/8	.670	12
	15	18x1.5	16.5	8.5	18	18.53	12	1/2-14	3/4	8.5	1/2	.839	14
S Heavy	18	22x1.5	20.5	10.5	22	22.65	14	1/2-14	3/4	10.5	1/2	.839	14
	6	12x1.5	10.5	8.5	12	12.53	12	1/4-19	15/32	8.5	1/4	.532	12
	8	14x1.5	12.5	8.5	14	14.53	12	1/4-19	15/32	8.5	1/4	.532	12
	10	16x1.5	14.5	8.5	16	16.53	12	3/8-19	19/32	8.5	3/8	.670	12
	12	18x1.5	16.5	8.5	18	18.53	12	3/8-19	19/32	8.5	3/8	.670	12
	14	20x1.5	18.5	10.5	20	20.65	14	1/2-14	3/4	10.5	1/2	.839	14
	16	22x1.5	20.5	10.5	22	22.65	14	1/2-14	3/4	10.5	1/2	.839	14

Metric Stand Pipe Assembly

A metric stand pipe assembly is comprised of three components attached to a male fitting. The components are: a Stand Pipe tube, Bite Sleeve and Metric Nut. The nut is placed over the Stand Pipe, followed by the Bite Sleeve (see illustration below). For DIN light assemblies, a DIN light metric nut is used. For DIN heavy assemblies, a DIN heavy metric nut is used. The Bite Sleeve and Stand Pipe are selected on the basis of tube O.D.

Metric Standpipe Assembly



Metric Stand Pipe DIN Tube O.D. (mm)	Bite Sleeve DIN Tube O.D. (mm)	Metric Nut Thread	
		Light	Heavy
6	6	M12x1.5	—
8	8	M14x1.5	M16x1.5
10	10	M16x1.5	M18x1.5
12	12	M18x1.5	M20x1.5
15	15	M22x1.5	—
16	16	—	M24x1.5
18	18	M26x1.5	—
20	20	—	M30x2.0
22	22	M30x2.0	—
25	25	—	M36x2.0
28	28	M36x2.0	—
30	30	—	M42x2.0
35	35	M45x2.0	—
38	38	—	M52x2.0
42	42	M52x2.0	—



- EQUIPMENT
- HOSE/CPLG. SELECTION
- TECH. DATA
- EXT. & VERY HIGH PRESS. HOSE
- GS CPLGS.
- PCM CPLGS.
- PCS CPLGS.
- HIGH & MED. PRESS. HOSE
- MEGACRIMP® CPLGS.
- PC CPLGS.
- FIELD ATTACHABLE CPLGS.
- AIR BRAKE HOSE & CPLGS.
- MEGATECH™ C5 HOSE & CPLGS.
- LOW PRESS. HOSE & CPLGS.
- C14 HOSE & CPLGS.
- POLARSEAL® HOSE & CPLGS.
- PWR. STG. HOSE & CPLGS.
- THERMO-PLASTIC HOSE & CPLGS.
- ADAPTERS
- QUICK DISCONNECT CPLGS.
- ACCESSORIES & ASSORTMENTS
- PART NUMBER INDEXES

EQUIPMENT

HOSE/CPLG. SELECTION

TECH. DATA

EXT. & VERY HIGH PRESS. HOSE

GS CPLGS.

PCM CPLGS.

PCS CPLGS.

HIGH & MED. PRESS. HOSE

MEGACRIMP® CPLGS.

PC CPLGS.

FIELD ATTACHABLE CPLGS.

AIR BRAKE HOSE & CPLGS.

MEGATECH® C5 HOSE & CPLGS.

LOW PRESS. HOSE & CPLGS.

C14 HOSE & CPLGS.

POLARSEAL® HOSE & CPLGS.

PWR. STG. HOSE & CPLGS.

THERMO-PLASTIC HOSE & CPLGS.

ADAPTERS

QUICK DISCONNECT CPLGS.

ACCESSORIES & ASSORTMENTS

PART NUMBER INDEXES

Coupling Identification

Foreign Thread Types (con't.)

Japanese

There are two popular types of coupling styles in Japan, Japanese Industrial Standard and Komatsu. These couplings look similar to Male JIC and Female JIC Swivel couplings. However there are two major differences: The threads are BSP and the seat angle is only 30° instead of 37° for JIC.

1. **Japanese Industrial Standard.** Most Japanese equipment uses this type of coupling with a 30° seat and British Standard Pipe Parallel threads. **They are not interchangeable with British couplings, since the flare is not inverted.**
2. **Komatsu.** All Komatsu equipment uses couplings with a 30° seat and metric fine threads. All flanges are Code 61 or Code 62, except -10 which utilizes a special Komatsu-style flange that does not conform to SAE standard sizing.

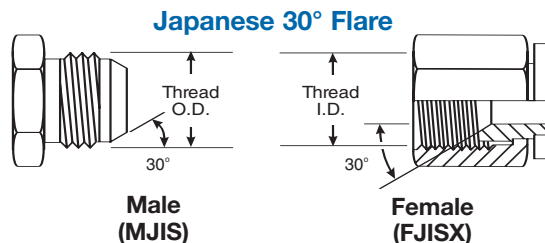
Japanese 30° Flare Parallel Threads

The Japanese 30° flare male connector will mate with a Japanese 30° flare female only.

The male and female have straight threads and a 30° seat. The seal is made on the 30° seat.

The threads on the Japanese 30° flare connector conform to JIS B 0202, which are the same as the BSPOR threads. Both the British and Japanese connectors have a 30° seat, but they are not interchangeable because the British seat is inverted.

Dash Size	Nominal Size (In.)	Thread Size	Female Thread I.D. (In.)	Male Thread O.D. (In.)
-2	1/8	1/8 - 28	11/32	3/8
-4	1/4	1/4 - 19	7/16	17/32
-6	3/8	3/8 - 19	19/32	21/32
-8	1/2	1/2 - 14	3/4	13/16
-10	5/8	5/8 - 14	13/16	29/32
-12	3/4	3/4 - 14	15/16	1-1/32
-16	1	1 - 11	1-13/16	1-15/16
-20	1-1/4	1-1/4 - 11	1-17/32	1-21/32
-24	1-1/2	1-1/2 - 11	1-25/32	1-7/8
-32	2	2 - 11	2-7/32	2-11/32



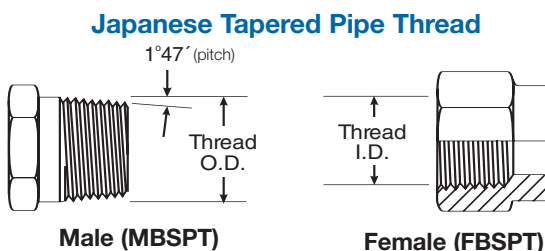
Japanese Tapered Pipe Thread

The Japanese tapered pipe thread connector is identical to and fully interchangeable with the BSPT (tapered) connector. **The Japanese connector does not have a 30° flare and will not mate with the BSPOR female.**

The threads conform to JIS B 0203, which are the same as BSPT threads.

The seal on the Japanese tapered pipe thread connector is made on the threads.

Dash Size	Nominal Size (In.)	Thread Size	Female Parallel Thread I.D. (In.)	Male Parallel Thread O.D. (In.)
-2	1/8	1/8 - 28	11/32	3/8
-4	1/4	1/4 - 19	7/16	17/32
-6	3/8	3/8 - 19	19/32	21/32
-8	1/2	1/2 - 14	3/4	13/16
-12	3/4	3/4 - 14	15/16	1-1/32
-16	1	1 - 11	1-13/16	1-15/16
-20	1-1/4	1-1/4 - 11	1-17/32	1-21/32
-24	1-1/2	1-1/2 - 11	1-25/32	1-7/8
-32	2	2 - 11	2-7/32	2-11/32
-32	2	2 - 11	2-7/32	2-11/32





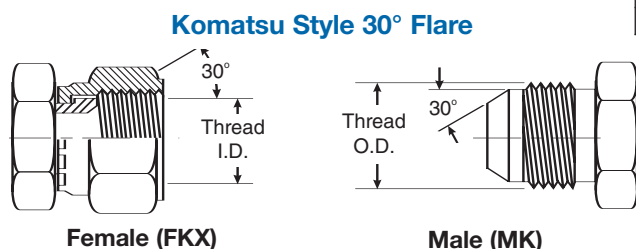
Coupling Identification

Foreign Thread Types – Japanese (con't.)

Komatsu Style 30° Flare Parallel Threads

The Komatsu style 30° flare parallel thread connector is identical to the Japanese 30° flare parallel thread connector except for the threads. The Komatsu style connector uses metric fine threads which conform to JIS B 0207. Gates identifies these as Komatsu-style by marking the hex nuts with two small notches.

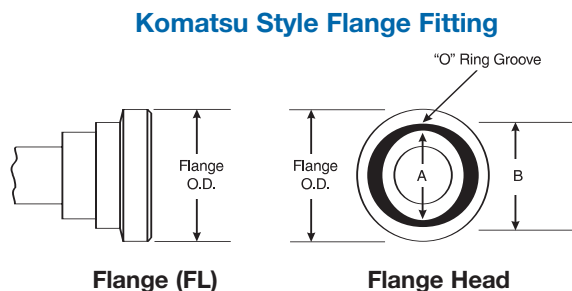
The Komatsu style connector seals on the 30° flare.



Dash Size	Nominal Size		Thread Size	Female Thread I.D. (mm)	Male Thread (O.D.) (mm)
	(In.)	(mm)			
-6	3/8	9.5	M18x1.5	16.5	18
-8	1/2	13	M22x1.5	20.5	22
-10	5/8	16	M24x1.5	22.5	24
-12	3/4	19	M30x1.5	28.5	30
-16	1	25	M33x1.5	31.5	33
-20	1-1/4	32	M36x1.5	34.5	36
-24	1-1/2	38	M42x1.5	40.5	42

Komatsu Style Flange Fitting

The Komatsu style flange fitting is nearly identical to and fully interchangeable with the SAE Code 61 flange fitting. In all sizes the O-ring dimensions are different. When replacing a Komatsu style flange with an SAE style flange, an SAE style O-ring must always be used.

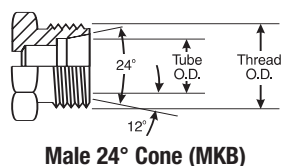


Dash Size	Nominal Size		Flange O.D. (In.)	A (In.)	B (In.)
	(In.)	(mm)			
-8	1/2	12.7	1.188	.728	.984
-10*	5/8	15.9	1.345	.728	1.102
-12	3/4	19.1	1.500	.846	1.220
-16	1	25.4	1.750	1.122	1.496
-20	1-1/4	31.8	2.000	1.358	1.732
-24	1-1/2	38.1	2.375	1.750	2.125
-32	2	50.8	2.812	2.225	2.559

*(-10 is a non-SAE size flange)

Metric Kobelco Metric Bite Sleeve

These are similar to the German DIN 24° Cone, but the DIN style uses courser threads. Therefore, the Kobelco and German DIN are not interchangeable for female Kobelco (see French GAZ 24° swivel).



Dash Size	Metric Thread Size	Female Thread I.D. (mm)	Male Thread O.D. (mm)
-22	M30X1.5	28	30
-28	M36X1.5	34	36
-35	M45X1.5	43	45



EQUIPMENT
HOSE/CPLG. SELECTION
TECH. DATA
EXT. & VERY HIGH PRESS. HOSE
GS CPLGS.
PCM CPLGS.
PCS CPLGS.
HIGH & MED. PRESS. HOSE
MEGACRIMP® CPLGS.
PC CPLGS.
FIELD ATTACHABLE CPLGS.
AIR BRAKE HOSE & CPLGS.
MEGATECH® C5 HOSE & CPLGS.
LOW PRESS. HOSE & CPLGS.
C14 HOSE & CPLGS.
POLARSEAL® HOSE & CPLGS.
PWR. STG. HOSE & CPLGS.
THERMO-PLASTIC HOSE & CPLGS.
ADAPTERS
QUICK DISCONNECT CPLGS.
ACCESSORIES & ASSORTMENTS
PART NUMBER INDEXES

Hose & Coupling Selection

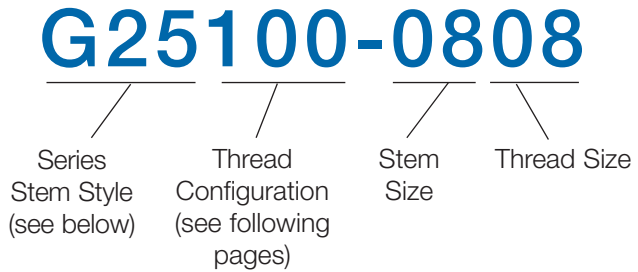


EQUIPMENT
HOSE/CPLG. SELECTION
TECH. DATA
EXT. & VERY HIGH PRESS. HOSE
GS CPLGS.
PCM CPLGS.
PCS CPLGS.
HIGH & MED. PRESS. HOSE
MEGACRIMP® CPLGS.
PC CPLGS.
FIELD ATTACHABLE CPLGS.
AIR BRAKE HOSE & CPLGS.
MEGATECH® C5 HOSE & CPLGS.
LOW PRESS. HOSE & CPLGS.
C14 HOSE & CPLGS.
POLARSEAL® HOSE & CPLGS.
PWR. STG. HOSE & CPLGS.
THERMO-PLASTIC HOSE & CPLGS.
ADAPTERS
QUICK DISCONNECT CPLGS.
ACCESSORIES & ASSORTMENTS
PART NUMBER INDEXES

Gates Global Part Numbering System

Gates couplings feature a meaningful part number that makes coupling identification fast and easy. Always refer to Gates Crimp Data Charts when selecting hose and coupling combinations.

In the following example, the Global Part Number G25100-0808 identifies a MegaCrimp® Male Pipe (MP) coupling with -8 (1/2") stem size and -8 (1/2") thread size.



Series Stem Styles:

- G20**—GlobalSpiral™
- G21**—GlobalSpiral One-Piece Couplings for MobileCrimp® Crimpers
- G25**—MegaCrimp®
- G27**—Field Attachable “Type T” for G1 Hose
- G28**—Field Attachable “Type T” for G2 Hose
- G34**—Field Attachable for C5, C5D, C5M
- G35**—Field Attachable for C5E
- G36**—Brass Push-on for Lock-on Hose
- G40**—Couplings for C14 Hose
- G43**—GL Couplings
- G45**—PolarSeal™ Couplings
- G50**—Power Steering
- G51**—PCTS Thermoplastic

Other Non-Stem Series Styles:

- G30**—Copper Tubing
- G31**—SureLock™ Fittings for Nylon Air Brake Tubing
- G32**—Compression Fittings
- G33**—Air Brake Fittings for Rubber Hose
- G37**—Single Bead Brass Couplings
- G38**—Barbed Stem
- G42**—GLP Coupling
- G49**—Automotive Adapters
- G52**—Clamping Collars
- G55**—Copper Tubing Industrial
- G56**—SureLok™ Industrial
- G57**—Mini Barb
- G58**—Compression PVC
- G60**—SAE to SAE Adapters
- G62**—British to SAE Adapters
- G63**—Metric Conversion Adapters
- G64**—International to International Adapters
- G65**—Japanese Conversion Adapters
- G80**—Hose Bend Restrictors
- G81**—Hose Guards
- G82 & 83**—Springs Guards
- G94 & 95**—Quick Disconnects





Gates Global Part Numbering System Thread Configurations for Stem Styles

These three-digit numbers identify the various coupling thread configurations

100 — MP	Male Pipe (NPTF - 30° Cone Seat)	177 —FJX60	Female JIC 37° Flare Swivel - 60° Bent Tube
101 — MPLN	Male Pipe Long Nose	178 —FJX60L	Female JIC 37° Flare Swivel - 60° Bent Tube Long Drop
102 —MPAPI	Male Pipe for API Unions	179 —FJX90S	Female JIC 37° Flare Swivel - 90° Bent Tube Short Drop
103 —MPLH	Male Pipe Long Hex	180 —FJX90M	Female JIC 37° Flare Swivel - 90° Bent Tube
105 —MPX	Male Pipe Swivel (NPTF - Without 30° Cone Seat)	181 —FJX90L	Female JIC 37° Flare Swivel - 90° Bent Tube Long Drop
106 —MPX90	Male Pipe Swivel - 90° Block (NPTF - Without 30° Cone Seat)	182 —FJX90XL	Female JIC 37° Flare Swivel - 90° Bent Tube Extra Long Drop
107 —MPX90L	Male Pipe Swivel - 90° Block Long (NPTF - Without 30° Cone Seat)	183 —FJX90-000	Female JIC 37° Flare Swivel - 90° Bent Tube Non-ISO Drop (mm)
110 —FP	Female Pipe (NPTF - Without 30° Cone Seat)	185 —FJXP	Female JIC 37° Flare Swivel Under Pressure
111 —FPX	Female Pipe Swivel (NPSM - 30° Cone Seat)	187 —FJX90BLK	Female JIC 37° Flare Swivel - 90° Block
112 —FPXT	Female Pipe Swivel Tapered Threads (NPTF)	195 —MS	Male SAE 45° Flare
120 —MB	Male O-Ring Boss	196 —MS45	Male SAE 45° Flare - 45° Bent Tube
121 —MBX	Male O-Ring Boss Swivel	197 —MS90	Male SAE 45° Flare - 90° Bent Tube
122 —MBX45	Male O-Ring Boss Swivel - 45° Block	199 —MS90BLK	Male SAE 45° Flare - 90° Block
123 —MBX90	Male O-Ring Boss Swivel - 90° Block	200 —FSX	Female SAE 45° Flare Swivel
124 —MBX90L	Male O-Ring Boss Swivel - 90° Block Long	201 —FSXLT	Female SAE 45° Flare Swivel Long Tube
130 —MBAX	Male O-Ring Boss Adapterless Swivel	202 —FSX45	Female SAE 45° Flare Swivel - 45° Bent Tube
133 —MBAX45	Male O-Ring Boss Adapterless Swivel - 45° Bent Tube	203 —FSX45L	Female SAE 45° Flare Swivel - 45° Bent Tube Long Drop
134 —MBAX90M	Male O-Ring Boss Adapterless Swivel - 90° Bent Tube Medium Drop	204 —FSX90S	Female SAE 45° Flare Swivel - 90° Bent Tube Short Drop
135 —MBAX90S	Male O-Ring Boss Adapterless Swivel - 90° Bent Tube Short Drop	205 —FSX90	Female SAE 45° Flare Swivel - 90° Bent Tube
136 —MBAX90L	Male O-Ring Boss Adapterless Swivel - 90° Bent Tube Long Drop	206 —FSX90L	Female SAE 45° Flare Swivel - 90° Bent Tube Long Drop
140 —FMX	Female MegaSeal® Swivel	207 —FSX90XL	Female SAE 45° Flare Swivel - 90° Bent Tube Extra Long Drop
141 —FMXL	Female MegaSeal Swivel Long	210 —FJSX	Dual Seat Female JIC 37°/SAE 45° Flare Swivel
142 —FMX30	Female MegaSeal Swivel - 30° Bent Tube	211 —FJSX45	Dual Seat Female JIC 37°/SAE 45° Flare Swivel - 45° Bent Tube
143 —FMX30L	Female MegaSeal Swivel - 30° Bent Tube Long Drop	212 —FJSX90	Dual Seat Female JIC 37°/SAE 45° Flare Swivel - 90° Bent Tube
144 —FMX45S	Female MegaSeal Swivel - 45° Bent Tube Short Drop	213 —FJSX90L	Dual Seat Female JIC 37°/SAE 45° Flare Swivel - 90° Bent Tube Long Drop
145 —FMX45	Female MegaSeal Swivel - 45° Bent Tube	225 —MFFOR	Male Flat-Face O-Ring
146 —FMX45L	Female MegaSeal Swivel - 45° Bent Tube Long Drop	226 —MFFORBKHDLN	Male Flat-Face O-Ring Bulkhead Long Nose
147 —FMX60	Female MegaSeal Swivel - 60° Bent Tube	229 —FFORXS	Female Flat-Face O-Ring Swivel Short
148 —FMX60L	Female MegaSeal Swivel - 60° Bent Tube Long Drop	230 —FFORX	Female Flat-Face O-Ring Swivel
149 —FMX90S	Female MegaSeal Swivel - 90° Bent Tube Short Drop	231 —FFORXL	Female Flat-Face O-Ring Swivel Long
150 —FMX90	Female MegaSeal Swivel - 90° Bent Tube	234 —FFORX45S	Female Flat-Face Swivel - 45° Bent Tube Short Drop
151 —FMX90L	Female MegaSeal Swivel - 90° Bent Tube Long Drop	235 —FFORX45	Female Flat-Face Swivel - 45° Bent Tube
152 —FMX90XL	Female MegaSeal Swivel - 90° Bent Tube Extra Long Drop	239 —FFORX90S	Female Flat-Face Swivel - 90° Bent Tube Short Drop
165 —MJ	Male JIC 37° Flare	240 —FFORX90M	Female Flat-Face Swivel - 90° Bent Tube
166 —MJL	Male JIC 37° Flare Long	241 —FFORX90L	Female Flat-Face Swivel - 90° Bent Tube Long Drop
167 —MJ90BLK	Male JIC 37° Flare - 90° Block	242 —FFORX90XL	Female Flat-Face Swivel - 90° Bent Tube Extra Long Drop
170 —FJX	Female JIC 37° Flare Swivel	248 —FFORX135	Female Flat-Face Swivel - 135° Bent Tube
171 —FJXL	Female JIC 37° Flare Swivel Long	300 —FL	Code 61 O-Ring Flange
172 —FJX30	Female JIC 37° Flare Swivel - 30° Bent Tube	301 —FLL	Code 61 O-Ring Flange Long
173 —FJX30L	Female JIC 37° Flare Swivel - 30° Bent Tube Long Drop	302 —FL22	Code 61 O-Ring Flange - 22-1/2° Bent Tube
174 —FJX45S	Female JIC 37° Flare Swivel - 45° Bent Tube Short Drop	304 —FL30	Code 61 O-Ring Flange - 30° Bent Tube
175 —FJX45	Female JIC 37° Flare Swivel - 45° Bent Tube		
176 —FJX45L	Female JIC 37° Flare Swivel - 45° Bent Tube Long Drop		

EQUIPMENT

HOSE/CPLG. SELECTION

TECH. DATA

EXT. & VERY HIGH PRESS. HOSE

GS CPLGS.

PCM CPLGS.

PCS CPLGS.

HIGH & MED. PRESS. HOSE

MEGACRIMP® CPLGS.

PC CPLGS.

FIELD ATTACHABLE CPLGS.

AIR BRAKE HOSE & CPLGS.

MEGATECH® C5 HOSE & CPLGS.

LOW PRESS. HOSE & CPLGS.

C14 HOSE & CPLGS.

POLARSEAL® HOSE & CPLGS.

PWR. STG. HOSE & CPLGS.

THERMO-PLASTIC HOSE & CPLGS.

ADAPTERS

QUICK DISCONNECT CPLGS.

ACCESSORIES & ASSORTMENTS

PART NUMBER INDEXES



Hose & Coupling Selection

Gates Global Part Numbering System

Thread Configurations – continued

EQUIPMENT
HOSE/CPLG. SELECTION
TECH. DATA
EXT. & VERY HIGH PRESS. HOSE
GS CPLGS.
PCM CPLGS.
PCS CPLGS.
HIGH & MED. PRESS. HOSE
MEGACRIMP® CPLGS.
PC CPLGS.
FIELD ATTACHABLE CPLGS.
AIR BRAKE HOSE & CPLGS.
MEGATECH® C5 HOSE & CPLGS.
LOW PRESS. HOSE & CPLGS.
C14 HOSE & CPLGS.
POLARSEAL® HOSE & CPLGS.
PWR. STG. HOSE & CPLGS.
THERMO-PLASTIC HOSE & CPLGS.
ADAPTERS
QUICK DISCONNECT CPLGS.
ACCESSORIES & ASSORTMENTS
PART NUMBER INDEXES

305 —FL30L	Code 61 O-Ring Flange - 30° Bent Tube Long Drop	416 —FLC90L	Caterpillar Style O-Ring Flange (Code 62) - 90° Bent Tube Long Drop
306 —FL45S	Code 61 O-Ring Flange - 45° Bent Tube Short Drop	450 —TBFL	Two Bolt Flange (Code 61)
307 —FL45	Code 61 O-Ring Flange - 45° Bent Tube	452 —TBFL45	Two Bolt Flange (Code 61) - 45° Bent Tube
309 —FL60	Code 61 O-Ring Flange - 60° Bent Tube	454 —TBFL90	Two Bolt Flange (Code 61) - 90° Bent Tube
310 —FL60L	Code 61 O-Ring Flange - 60° Bent Tube Long Drop	460 —ABC	Air Brake Compression
311 —FL67	Code 61 O-Ring Flange - 67-1/2° Bent Tube	461 —STA	Straight Tube Assembly
312 —FL67L	Code 61 O-Ring Flange - 67-1/2° Bent Tube Long Drop	470 —FPFL	French Poclain Flange
313 —FL90XS	Code 61 O-Ring Flange - 90° Bent Tube Extra Short Drop	500 —MIX	SAE Male Inverted Swivel
314 —FL90S	Code 61 O-Ring Flange - 90° Bent Tube Short Drop	501 —MIXL	SAE Male Inverted Swivel Long
315 —FL90	Code 61 O-Ring Flange - 90° Bent Tube	502 —MIX45	SAE Male Inverted Swivel - 45° Bent Tube
316 —FL90L	Code 61 O-Ring Flange - 90° Bent Tube Long Drop	504 —MIX90	SAE Male Inverted Swivel - 90° Bent Tube
317 —FL90XL	Code 61 O-Ring Flange - 90° Bent Tube Extra Long Drop	506 —MIX120	SAE Male Inverted Swivel - 120° Bent Tube
318 —FL90XXL	Code 61 O-Ring Flange - 90° Bent Tube Extra Extra Long Drop	508 —FI	Female Inverted
323 —FL100	Code 61 O-Ring Flange - 100° Bent Tube	510 —MFA	SAE Male Flareless Assembly
325 —FL110	Code 61 O-Ring Flange - 110° Bent Tube	511 —MFA90	SAE Male Flareless - 90° Bent Tube
327 —FL120	Code 61 O-Ring Flange - 120° Bent Tube	520 —SP	Stand Pipe
329 —FL125	Code 61 O-Ring Flange - 125° Bent Tube	521 —SPL	Stand Pipe Long
331 —FL135	Code 61 O-Ring Flange - 135° Bent Tube	522 —SP45	Stand Pipe - 45° Bent Tube
342 —RFL90S	Reuseable Flange - 90° Special	524 —SP90	Stand Pipe - 90° Bent Tube
350 —FLH	Code 62 O-Ring Flange Heavy	527 —FBO	Female Braze-On Stems
351 —FLHL	Code 62 O-Ring Flange Heavy Long	530 —PL	Male Press-Loc Stems
352 —FLH22	Code 62 O-Ring Flange Heavy - 22-1/2° Bent Tube	531 —PL45	Male Press-Loc Stems - 45° Bent Tube
354 —FLH30	Code 62 O-Ring Flange Heavy - 30° Bent Tube	532 —PL90	Male Press-Loc Stems - 90° Bent Tube
357 —FLH45	Code 62 O-Ring Flange Heavy - 45° Bent Tube	535 —HLE	Hose Length Extender
358 —FLH45L	Code 62 O-Ring Flange Heavy - 45° Bent Tube Long Drop	536 —HLE45	Hose Length Extender - 45° Bent Tube
359 —FLH60	Code 62 O-Ring Flange Heavy - 60° Bent Tube	537 —HLE 90	Hose Length Extender - 90° Bent Tube
361 —FLH67	Code 62 O-Ring Flange Heavy - 67-1/2° Bent Tube	538 —HLESG	Hose Length Extender - Sight Glass
364 —FLH90S	Code 62 O-Ring Flange Heavy - 90° Bent Tube Short Drop	539 —HLET	Hose Length Extender - Tee
365 —FLH90	Code 62 O-Ring Flange Heavy - 90° Bent Tube	540 —FABX	Female Air Brake Swivel
366 —FLH90L	Code 62 O-Ring Flange Heavy - 90° Bent Tube Long Drop	541 —HLE180	Hose Length Extender - 180° Bent Tube
367 —FLH90XL	Code 62 O-Ring Flange Heavy - 90° Bent Tube Extra Long Drop	543 —TBFLX	Two Bolt Flange Swivel
370 —FLFF	Flange Without O-Ring Groove (Code 62)	560 —MPG	Male Special Grease Fitting
400 —FLC	Caterpillar Style O-Ring Flange (Code 62)	561 —FG	Female Special Grease Fitting
401 —FLCL	Caterpillar Style O-Ring Flange (Code 62) Long	562 —FZX	Parker Triple Thread Female Swivel
402 —FLC22	Caterpillar Style O-Ring Flange (Code 62) - 22-1/2° Bent Tube	563 —PWX	Pressure Washer Swivel (Karcher)
404 —FLC30	Caterpillar Style O-Ring Flange (Code 62) - 30° Bent Tube	564 —BJF	Banjo (Ford Tractor)
407 —FLC45	Caterpillar Style O-Ring Flange (Code 62) - 45° Bent Tube	570 —MST	Male SAE 45° Flare - Straight Tube
409 —FLC60	Caterpillar Style O-Ring Flange (Code 62) - 60° Bent Tube	571 —MST45	Male SAE 45° Flare - 45° Bent Tube
411 —FLC67	Caterpillar Style O-Ring Flange (Code 62) - 67-1/2° Bent Tube	572 —MST90	Male SAE 45° Flare - 90° Bent Tube
415 —FLC90	Caterpillar Style O-Ring Flange (Code 62) - 90° Bent Tube	579 —FTON134SP45	Female SAE Tube O-Ring Nut Swivel w/R134a Service Port - 45° Bent Tube
		580 —MTON134SP	Male SAE Tube O-Ring Nut w/R134a Service Port
		581 —MTON134SP45	Male SAE Tube O-Ring Nut w/R134a Service Port - 45° Bent Tube
		582 —MTON134SP90	Male SAE Tube O-Ring Nut w/R134a Service Port - 90° Bent Tube
		583 —MTON	Male SAE Tube O-Ring Nut
		584 —MTON45	Male SAE Tube O-Ring Nut - 45° Bent Tube
		585 —MTON90	Male SAE Tube O-Ring Nut - 90° Bent Tube
		586 —FTONR12SP	Female SAE Tube O-Ring Nut Swivel w/R12 Service Port





Gates Global Part Numbering System

Thread Configurations – continued

587 — FTONR12SP90	Female SAE Tube O-Ring Nut Swivel w/R12 Service Port- 90° Bent Tube	725 — FDHORX45	Female DIN Heavy Series O-Ring Swivel 24° Cone - 45° Bent Tube
588 — FTON134SP	Female SAE Tube O-Ring Nut Swivel w/R134a Service Port	730 — FDHORX90	Female DIN Heavy Series O-Ring Swivel 24° Cone - 90° Bent Tube
589 — FTON134SP90	Female SAE Tube O-Ring Nut Swivel - 90° Bent Tube w/R134a Service Port	735 — MKB	Metric Kobelco
590 — FTON	Female SAE Tube O-Ring Nut Swivel	750 — MSP	Metric Stand Pipe
591 — FTON45	Female SAE Tube O-Ring Nut Swivel - 45° Bent Tube	751 — MSP45	Metric Stand Pipe - 45° Bent Tube
592 — FTON90	Female SAE Tube O-Ring Nut Swivel - 90° Bent Tube	752 — MSP90	Metric Stand Pipe - 90° Bent Tube
593 — FTOMN	Female SAE Tube O-Ring Metric Nut Swivel	795 — MBSPT	Male British Standard Pipe Tapered / Japanese Tapered Thread
594 — FTOMN45	Female SAE Tube O-Ring Metric Nut Swivel - 45° Bent Tube	800 — FBSPT	Female British Standard Pipe Tapered / Japanese Tapered Thread
595 — FTOMN90	Female SAE Tube O-Ring Metric Nut Swivel - 90° Bent Tube	810 — MBSP	Male British Standard Pipe Parallel
596 — FTON90BL	Female SAE Tube O-Ring Nut Swivel - 90° Block	811 — MBSPPLN	Male British Standard Pipe Parallel Long Nose
597 — MIO	Male Inverted O-Ring	830 — FBSPORX	Female British Standard Parallel Pipe O-Ring Swivel
598 — MIO45	Male Inverted O-Ring - 45° Bent Tube	831 — FBSPORX45	Female British Standard Parallel Pipe O-Ring Swivel - 45° Bent Tube
599 — MIO90	Male Inverted O-Ring - 90° Bent Tube	832 — FBSPORX90	Female British Standard Parallel Pipe O-Ring Swivel - 90° Bent Tube
600 — MIOBKHD	Male Inverted O-Ring Bulkhead	845 — FBSPORX90BL	Female British Standard Parallel Pipe O-Ring Swivel - 90° Block
601 — MIOBKHD45	Male Inverted O-Ring Bulkhead - 45° Bent Tube	847 — FBX90BLK	Female British Standard Pipe Parallel - 90° Block
602 — MIOBKHD90	Male Inverted O-Ring Bulkhead - 90° Bent Tube	850 — BSPBJ	BSPBJ Banjo
604 — FTDON	Female Tube Dual O-Ring Nut Swivel	855 — FBFFX	Female British Flat-Face Swivel
605 — FTDON45	Female Tube Dual O-Ring Nut Swivel - 45° Bent Tube	904 — MK	Male Komatsu
606 — FTDON90	Female Tube Dual O-Ring Nut Swivel - 90° Bent Tube	910 — FKX	Female Komatsu Style Japanese Metric Swivel
607 — FTDOMN	Female Tube Dual O-Ring Metric Nut Swivel	911 — FKX45	Female Komatsu Style Japanese Metric Swivel - 45° Bent Tube
608 — FTDOMN45	Female Tube Dual O-Ring Metric Nut Swivel - 45° Bent Tube	913 — FKX90	Female Komatsu Style Japanese Metric Swivel - 90° Bent Tube
609 — FTDOMN90	Female Tube Dual O-Ring Metric Nut Swivel - 90° Bent Tube	930 — FJISX	Female Japanese Industrial Standard Swivel
610 — FTON180	Female Tube O-Ring Nut Swivel 180°	935 — MMFA	Male Metric Flareless Assembly
611 — MIO134SP	Male Inverted O-Ring w/R134a Service Port	947 — FSLTORSP	Female (Ford) Spring Lock "T" O-Ring Splicer
612 — MIO134SP45	Male Inverted O-Ring Bulkhead w/R134a Service Port - 45° Bent Tube	948 — FSLSP	Female (Ford) Spring Lock Liquid Line Splicer
613 — MIO134SP90	Male Inverted O-Ring w/R134a Service Port - 90° Bent Tube	949 — MSL45	Male (Ford) Spring Lock - 45° Bent Tube
614 — TORSP	Universal T-Splacers English Threads	950 — MSL	Male (Ford) Spring Lock
615 — MDL	Male DIN Light Series 24° Inverted Cone	951 — MSL90	Male (Ford) Spring Lock - 90° Bent Tube
645 — FDLORX	Female DIN Light Series O-Ring Swivel 24° Cone	952 — FSL	Female (Ford) Spring Lock
650 — FDLORX45	Female DIN Light Series O-Ring Swivel 24° Cone - 45° Bent Tube	953 — FSL90	Female (Ford) Spring Lock - 90° Bent Tube
655 — FDLORX90	Female DIN Light Series O-Ring Swivel 24° Cone - 90° Bent Tube	954 — R12SP	Hose Splicer w/R12 7/16-20 Thread Service Port
670 — FDFFX	Female DIN Flat-Face Swivel	955 — FSL45	Female (Ford) Spring Lock - 45° Bent Tube
675 — MFG	Male French GAZ	956 — R134SP	Hose Splicer w/R134A Service Port
680 — FFGX	Female French GAZ Swivel	957 — R134SPRL	Female Rotalok w/R134a Service Port - 90° Block
685 — FFGX45	Female French GAZ Swivel - 45° Bent Tube	958 — CFTON90	Compressor Female Tube O-Ring Nut - 90° Bent Tube
690 — FFGX90	Female French GAZ Swivel - 90° Bent Tube	959 — CFTON90BL	Compressor Female Tube O-Ring Nut - 90° Block
715 — MDH	Male DIN Heavy Series 24° Inverted Cone	960 — CFTON134SP90BL	Compressor Female Tube O-Ring Nut w/R134A Service Port - 90° Block
720 — FDHORX	Female DIN Heavy Series O-Ring Swivel 24° Cone	961 — CBSR12SP90	Compressor Pad Block - Single With Switch or Service Port
		962 — CBSRR12SP90	Compressor Pad Block - Single Reversed With Switch or Service Port

EQUIPMENT

HOSE/CPLG. SELECTION

TECH. DATA

EXT. & VERY HIGH PRESS. HOSE

GS CPLGS.

PCM CPLGS.

PCS CPLGS.

HIGH & MED. PRESS. HOSE

MEGACRIMP® CPLGS.

PC CPLGS.

FIELD ATTACHABLE CPLGS.

AIR BRAKE HOSE & CPLGS.

MEGATECH® C5 HOSE & CPLGS.

LOW PRESS. HOSE & CPLGS.

C14 HOSE & CPLGS.

POLARSEAL® HOSE & CPLGS.

PWR. STG. HOSE & CPLGS.

THERMO-PLASTIC HOSE & CPLGS.

ADAPTERS

QUICK DISCONNECT CPLGS.

ACCESSORIES & ASSORTMENTS

PART NUMBER INDEXES



Hose & Coupling Selection

EQUIPMENT

HOSE/CPLG. SELECTION

TECH. DATA

EXT. & VERY HIGH PRESS. HOSE

GS CPLGS.

PCM CPLGS.

PCS CPLGS.

HIGH & MED. PRESS. HOSE

MEGACRIMP® CPLGS.

PC CPLGS.

FIELD ATTACHABLE CPLGS.

AIR BRAKE HOSE & CPLGS.

MEGATECH® C5 HOSE & CPLGS.

LOW PRESS. HOSE & CPLGS.

C14 HOSE & CPLGS.

POLARSEAL® HOSE & CPLGS.

PWR. STG. HOSE & CPLGS.

THERMO-PLASTIC HOSE & CPLGS.

ADAPTERS

QUICK DISCONNECT CPLGS.

ACCESSORIES & ASSORT-MENTS

PART NUMBER INDEXES

Gates Global Part Numbering System Air Brake

In the following example, the Global Part Number G31100-0808 identifies a SureLok™ Male Pipe (MP) coupling with -8 (1/2") tube size and -8 (1/2") thread size.

G 31 100 - 08 08



Thread Size (1/2")

Stem Size (1/2")

Thread Configuration (see below)

Series Stem Style (see below)

Series Stem Styles:

- G31** — SureLok™ Fittings (Description = AB)
- G32** — Compression Fittings (Description = ABC)
- G33** — Air Brake Fittings for Rubber Hose (Description = ABR)

Thread Configurations

These three-digit numbers identify the various coupling thread configurations

021 — MP-ATDV	Air Tank Drain Valve	302 — AB-AB-BKHDL	Air Brake Bulkhead – Long
027 — MP-CV	One Way Check Valve	350 — AB-MFA-BKHD	Air Brake to Male Flareless Assembly Bulkhead
030 — MAB-MP	Air Brake Adapter	360 — AB-FP-BKHD	Air Brake to Female Pipe Bulkhead
031 — GH	Glad Hand	377 — AB-GH-BKHD	Air Brake to Glad Hand Bulkhead
032 — GHS	Gladhand Seal	400 — AB-AB	Air Brake Union
040 — TSI-AB	Tube Sleeve Insert	404 — AB-AB90	Air Brake Union - 90°
050 — TS-AB	Tube Sleeve	450 — AB-AB-AB	Air Brake Union - Tee
060 — TSN-AB	Tube Sleeve Nut	451 — AB-AB-AB	Air Brake Union - Tee Jump UP
061 — SGN-ABR	Spring Guard Nut	452 — AB-AB-AB	Air Brake Union - Tee Jump DOWN
100 — AB-MP	Air Brake to Male Pipe (NPTF - 30° Cone Seat)	453 — AB-AB-AB	Air Brake Union - Tee with Bracket
102 — AB-MP45	Air Brake to Male Pipe - 45°	601 — AB-MP-TV	Air Brake to Male Pipe Truck Valve - 90°
104 — AB-MP90	Air Brake to Male Pipe - 90°	602 — MP-ABC-TV	Male Pipe to Air Brake Truck Valve - 90°
105 — AB-MP-Port90	Air Brake to Male Pipe - 90° with Port	610 — MP-MS90-TV	Male Pipe to Male SAE 45° Flare Truck Valve - 90°
110 — ABRSG-MP	Air Brake to Male Pipe with Spring Guard	612 — MS-MP90-TV	Male SAE 45° Flare to Male Pipe Truck Valve - 90°
111 — ABRI-MP	Air Brake to Male Pipe without Nut	620 — SB-MP90-TV	Single Bead Male Pipe Truck Valve - 90°
112 — SGABR	Air Brake Spring Guard	622 — SB-MP90-TVP	Single Bead Male Pipe Truck Valve with Pin Handle - 90°
122 — AB-MPX45	Air Brake to Male Pipe Swivel - 45°	630 — FP-MP90-TV	Female Pipe to Male Pipe Truck Valve - 90°
124 — AB-MPX90	Air Brake to Male Pipe Swivel - 90°	650 — MP-FP-FP3WTV	3-Way Truck Valve
130 — MP-AB-AB	Male Pipe to Air Brake - Tee	655 — FP-FP-FP4WTV	4-Way Truck Valve – Short Handle
131 — MP-AB-AB	Male Pipe to Air Brake - Tee Jump UP	656 — FP-FP-FP4WTV-L	4-Way Truck Valve – Long Handle
132 — MP-AB-AB	Male Pipe to Air Brake - Tee Jump DOWN	701 — MFA-MFASC	Male Flareless Assembly to Male Flareless Assembly Shut-Off Cock
134 — AB-AB-MP	Air Brake to Male Pipe - Tee	705 — MFA-MPSC	Male Flareless Assembly to Male Pipe Shut-Off Cock
135 — AB-AB-MP	Air Brake to Male Pipe - Tee Jump UP	710 — MP-FPSC	Male Pipe to Female Pipe Shut-Off Cock
136 — AB-AB-MP	Air Brake to Male Pipe - Tee Jump DOWN	715 — FP-FPSC	Female Pipe to Female Pipe Shut-Off Cock
138 — AB-AB-MP45	Air Brake to Male Pipe - Tee - 45°	720 — MS-MPSC	Male SAE 45° Flare to Male Pipe Shut-Off Cock
140 — MPX-AB-AB	Male Pipe Swivel to Air Brake - Tee	730 — MS-MSSC	Male SAE 45° Flare to Male SAE 45° Flare Shut-Off Cock
142 — AB-AB-MPX	Air Brake to Male Pipe Swivel - Tee	801 — MP-ADC	Male Pipe Air Drain Cock
150 — AB-FP	Air Brake to Female Pipe	805 — FP-MPADC	Female Pipe to Male Pipe Air Drain Cock
151 — ABR-FP	Air Brake to Female Pipe with Adapter	832 — MP-ADCBN	Male Pipe Air Drain Cock – Bibb Nose
154 — AB-FP90	Air Brake to Female Pipe - 90°	850 — ATNKV	Air Tank Valve
160 — AB-AB-FP	Air Brake to Female Pipe - Tee	970 — AB-MAN	6-Port Manifold
167 — MP-AB-FP	Male Pipe to Air Brake to Female Pipe - Tee		
300 — AB-AB-BKHD	Air Brake Bulkhead		
301 — AB-AB-BKHDS	Air Brake Bulkhead – Short		



Gates Global Part Numbering System Adapters

In the following example, the Global Part Number G60110-0808 identifies a Male Pipe NPTF (MP) to Male Pipe NPTF (MP) adapter with -8 (1/2") pipe thread and -8 (1/2") pipe thread size. **Meets SAE100R2 working pressures except where noted.**

Series Stem Styles:

G60—SAE to SAE **G62**—British to SAE **G63**—Metric to SAE **G64**—International to International **G65**—Japanese Conversion

G 60



Series Stem Style

1 1 0 - 0 8



Thread Configuration
(see below)



Stem Size

(Measured in 1/16" – 8/16 = 1/2")

0 8

Thread Size

(Measured in
1/16" – 8/16 = 1/2")

Thread Configurations

These three-digit numbers identify the various coupling thread configurations

SAE to SAE

60050—FFN Female Flareless Nut
60051—FFS Female Flareless Sleeve
60102—MP-PLUG Male Pipe NPTF Plug
60110—MP-MP Male Pipe NPTF to Male Pipe NPTF
60115—MP-MP90 Male Pipe NPTF to Male Pipe NPTF - 90°
60130—MP-FPS Male Pipe NPTF to Female Pipe NPTF Reducer Bushing - Short

60132—MP-FPL

Male Pipe NPTF to Female Pipe NPTF Increasing Bushing - Long

60136—MP-FP90

Male Pipe NPTF to Female Pipe NPTF - 90°

60140—MP-FPX

Male Pipe NPTF to Female Pipe Swivel NPSM

60142—MP-FPX45

Male Pipe NPTF to Female Pipe Swivel NPSM - 45°

60144—MP-FPX90

Male Pipe NPTF to Female Pipe Swivel NPSM - 90°

60152—FP-FP

Female Pipe NPTF to Female Pipe NPTF

60156—FP-FP90

Female Pipe NPTF to Female Pipe NPTF - 90°

60160—FP-FPX

Female Pipe NPTF to Female Pipe Swivel NPSM

60162—FP-FPX45

Female Pipe NPTF to Female Pipe Swivel NPSM - 45°

60164—FP-FPX90

Female Pipe NPTF to Female Pipe Swivel NPSM - 90°

60181—FP-FP-FP

Female Pipe NPTF - Tee

60183—FP-FP-MP

Female Pipe NPTF on Run to Male Pipe NPTF - Tee

60184—FPX-FPX-FPX

Female Pipe NPSM - Tee

60186—FPX-FPX-MP

Female Pipe Swivel NPSM on Run to Male Pipe NPTF - Tee

60248—OR

O-Rings for Straight Thread Boss Fittings

60250—MB-PLUG

Male O-Ring Boss Plug

60275—MB-FP

Male O-Ring Boss to Female Pipe NPTF

60285—MB-FPX

Male O-Ring Boss to Female Pipe Swivel NPTF

60287—MB-FPX45

Male O-Ring Boss to Female Pipe Swivel NPTF - 45°

60289—MB-FPX90

Male O-Ring Boss to Female Pipe Swivel NPTF - 90°

60291—FB-MP

Female O-Ring Boss to Male Pipe NPTF

60301—MB-MJ

Male O-Ring Boss to Male JIC 37° Flare

60308—MB-MJ45

Male O-Ring Boss to Male JIC 37° Flare - 45°

60312—MB-MJ90

Male O-Ring Boss to Male JIC 37° Flare - 90°

60350—MJ-MJ-MB

Male JIC 37° Flare on Run to Male O-Ring Boss - Tee

60352—MB-MJ-MJ

Male O-Ring Boss to Male JIC 37° Flare to Male JIC 37° Flare - Tee

60394—TS

Tube Sleeve

60395—TSN

Tube Sleeve Nut

60399—LN

Locknuts for Bulkhead Fittings

60401—FJ-CAP

Female JIC 37° Flare Cap

60402—MJ-PLUG

Male JIC 37° Flare Plug

60405—MJ-FBO

Male JIC 37° Flare to Female Braze-On

60410—MJ-MJ

Male JIC 37° Flare to Male JIC 37° Flare

60420—MJ-FJ

Male JIC 37° Flare to Female JIC 37° Flare

60422—MJ-FJX

Male JIC 37° Flare to Female JIC 37° Flare Swivel

60424—MJ-FJX45

Male JIC 37° Flare to Female JIC 37° Flare - 45°

60445—MJ-BKHD

Male JIC 37° Flare to Male JIC 37° Flare Bulkhead

60446—MJ-BKHD45

Male JIC 37° Flare to Male JIC 37° Flare Bulkhead - 45°

60447—MJ-BKHD90

Male JIC 37° Flare to Male JIC 37° Flare Bulkhead - 90°

60469—MJ-MJ-MJ

Male JIC 37° Flare - Tee

60470—MJ-MJ-FJX

Male JIC 37° Flare on Run to Female JIC 37° Flare Swivel - Tee

60471—MJ-MJ-MJBKHD

Male JIC 37° Flare on Run to Male JIC 37° Flare Bulkhead - Tee

60472—MJ-MJBKHD-MJ

Male JIC 37° Flare to Male JIC 37° Flare Bulkhead to Male JIC 37° Flare - Tee

60473—MJ-FJX-MJ

Male JIC 37° Flare to Female JIC 37° Flare Swivel to Male JIC 37° Flare - Tee

60490—MJ-MP

Male JIC 37° Flare to Male Pipe NPTF

60497—MJ-MP45

Male JIC 37° Flare to Male Pipe NPTF - 45°

60499—MJ-MP90

Male JIC 37° Flare to Male Pipe NPTF - 90°

60510—MJ-FP

Male JIC 37° Flare to Female Pipe NPTF

60514—MJ-FP90

Male JIC 37° Flare to Female Pipe NPTF - 90°

60520—FJX-MP

Female JIC 37° Flare Swivel to Male Pipe NPTF

60524—FJX-MP90

Female JIC 37° Flare Swivel to Male Pipe NPTF - 90°

60530—FJX-FP

Female JIC 37° Flare Swivel to Female Pipe NPTF

60541—MJBKHD-MP

Male JIC 37° Flare Bulkhead to Male Pipe NPTF

60551—MJ-MJ-MP

Male JIC 37° Flare on Run to Male Pipe NPTF - Tee

60650—MS-MP

Male SAE 45° Flare to Male Pipe NPTF - Brass

60654—MS-MP90

Male SAE 45° Flare to Male Pipe NPTF - Brass - 90°

60660—MS-FP

Male SAE 45° Flare to Female Pipe NPTF - Brass

60664—MS-FP90

Male SAE 45° Flare to Female Pipe NPTF - Brass - 90°

60698—ORFF

O-Rings for Flat Face Fittings

60701—FF-CAP

Female Flat-Face O-Ring Cap

60702—MFFOR-PLUG

Male Flat-Face O-Ring Plug

60724—MFFOR-MFFOR90

Male Flat-Face O-Ring to Female Flat-Face Swivel-90°

60742—MFFOR-MFFOR-FFORX

Male Flat-Face O-Ring on Run to Female Flat-Face Swivel - Tee

60770—MFFOR-MP

Male Flat-Face O-Ring to Male Pipe NPTF

60800—MFFOR-MB

Male Flat-Face O-Ring to Male O-Ring Boss

60801—MFFOR-MBL

Male Flat-Face O-Ring to Male O-Ring Boss - Long

60805—MFFOR-MB45

Male Flat-Face O-Ring to Male O-Ring Boss - 45°

60810—MFFOR-MB90

Male Flat-Face O-Ring to Male O-Ring Boss - 90°

EQUIPMENT

HOSE/CPLG. SELECTION

TECH. DATA

EXT. & VERY HIGH PRESS. HOSE

GS CPLGS.

PCM CPLGS.

PCS CPLGS.

HIGH & MED. PRESS. HOSE

MEGACRIMP® CPLGS.

PC CPLGS.

FIELD ATTACHABLE CPLGS.

AIR BRAKE HOSE & CPLGS.

MEGATECH® C5 HOSE & CPLGS.

LOW PRESS. HOSE & CPLGS.

C14 HOSE & CPLGS.

POLARSEAL® HOSE & CPLGS.

PWR. STG. HOSE & CPLGS.

THERMO-PLASTIC HOSE & CPLGS.

ADAPTERS

QUICK DISCONNECT CPLGS.

ACCESSORIES & ASSORTMENTS

PART NUMBER INDEXES



Hose & Coupling Selection

EQUIPMENT

HOSE/CPLG. SELECTION

TECH. DATA

EXT. & VERY HIGH PRESS. HOSE

GS CPLGS.

PCM CPLGS.

PCS CPLGS.

HIGH & MED. PRESS. HOSE

MEGACRIMP® CPLGS.

PC CPLGS.

FIELD ATTACHABLE CPLGS.

AIR BRAKE HOSE & CPLGS.

FLEET

MEGATECH® C5 HOSE & CPLGS.

LOW PRESS. HOSE & CPLGS.

C14 HOSE & CPLGS.

POLARSEAL® HOSE & CPLGS.

PWR. STG. HOSE & CPLGS.

THERMO-PLASTIC HOSE & CPLGS.

ADAPTERS

QUICK DISCONNECT CPLGS.

ACCESSORIES & ASSORTMENTS

PART NUMBER INDEXES

Gates Global Part Numbering System — Adapters (Continued)

Thread Configurations (Continued)

60820 — MFFOR-MFFOR-MB	Male Flat-Face O-Ring on Run to Male O-Ring Boss – Tee
60821 — MFFOR-MB-MFFOR	Male Flat-Face O-Ring to Male O-Ring Boss to Male Flat-Face O-Ring – Tee
60880 — FFORX-MJ	Female Flat-Face O-Ring Swivel to Male JIC 37° Flare
60897 — FL-CAP	Code 61 O-Ring Flange Cap
60898 — FLOR	O-Rings for Code 61, Code 62 and Caterpillar-Style Flange Fittings
60899 — CFHS	Flange Half Set (Code 61 – SAE J518)
60900 — FL-MJ	Code 61 O-Ring Flange to Male JIC 37° Flare
60901 — FL4K-MJ / FL5K-MJ	Code 61 O-Ring Flange to Male JIC 37° Flare High Pressure
60905 — FL-MJ45	Code 61 O-Ring Flange to Male JIC 37° Flare–45°
60906 — FL4K-MJ45 / FL5K-MJ45	Code 61 O-Ring Flange to Male JIC 37° Flare High Pressure – 45°
60910 — FL-MJ90	Code 61 O-Ring Flange to Male JIC 37° Flare–90°
60911 — FL4K-MJ90 / FL5K-MJ90	Code 61 O-Ring Flange to Male JIC 37° Flare High Pressure – 90°
60915 — FL4K-MFFOR / FL5K-MFFOR	Code 61 O-Ring Flange to Male Flat-Face O-Ring High Pressure
60920 — FL4K-MFFOR45 / FL5K-MFFOR45	Code 61 O-Ring Flange to Male Flat-Face O-Ring High Pressure– 45°
60925 — FL4K-MFFOR90 / FL5K-MFFOR90	Code 61 O-Ring Flange to Male Flat-Face O-Ring High Pressure– 90°
60927 — FLH-CAP	Code 62 O-Ring Flange Cap
60929 — FHHS	Flange Half Set (Code 62 – SAE J518)
60930 — FLH6K-MJ	Code 62 O-Ring Flange Heavy to Male JIC 37° Flare (6,000 PSI)
60935 — FLH6K-MJ45	Code 62 O-Ring Flange Heavy to Male JIC 37° Flare – 45° (6,000 PSI)
60940 — FLH6K-MJ90	Code 62 O-Ring Flange Heavy to Male JIC 37° Flare - 90° (6,000 PSI)
60945 — FLH6K-MFFOR / FLH6K-MFFOR	Code 62 O-Ring Flange Heavy to Male Flat-Face O-Ring (6,000 PSI)
60950 — FLH4K-MFFOR45 / FLH6K-MFFOR45	Code 62 O-Ring Flange Heavy to Male Flat-Face O-Ring - 45° (6,000 PSI)
60955 — FLH4K-MFFOR90 / FLH6K-MFFOR90	Code 62 O-Ring Flange Heavy to Male Flat-Face O-Ring - 90° (6,000 PSI)
60959 — CATFHS	Caterpillar-Style Flange Halve Sets

British Conversion to SAE

62150 — MBSPT-MJ	Male British Standard Pipe Tapered Thread to Male JIC 37° Flare
62153 — MBSPT-MJ45	Male British Standard Pipe Tapered Thread to Male JIC 37° Flare – 45°
62155 — MBSPT-MJ90	Male British Standard Pipe Tapered Thread to Male JIC 37° Flare – 90°
62200 — MBSPP-MP	Male British Standard Pipe Parallel to Male Pipe NPTF
62220 — MBSPP-FP	Male British Standard Pipe Parallel to Female Pipe NPTF
62300 — MBSPP-MJ	Male British Standard Pipe Parallel to Male JIC 37° Flare
62305 — MBSPP-MJ45	Male British Standard Pipe Parallel to Male JIC 37° Flare – 45°
62310 — MBSPP-MJ90	Male British Standard Pipe Parallel to Male JIC 37° Flare – 90°
62320 — MBSPP-FJX	Male British Standard Pipe Parallel to Female JIC 37° Flare Swivel
62450 — MBSPPOR-MJ	Male British Standard Pipe Parallel with O-Ring to Male JIC 37° Flare
62460 — MBSPPOR-MJ90	Male British Standard Pipe Parallel with O-Ring to Male JIC 37° Flare – 90°
62470 — MBSPPOR-MFFOR	Male British Standard Pipe Parallel with O-Ring to Male Flat-Face O-Ring

62473 — MBSPPOR-MFFOR45	Male British Standard Pipe Parallel with O-Ring to Male Flat-Face O-Ring – 45°
62475 — MBSPPOR-MFFOR90	Male British Standard Pipe Parallel with O-Ring to Male Flat-Face O-Ring – 90°
62500 — FBSPP-MP	Female British Standard Pipe Parallel to Male Pipe NPTF
62520 — FBSPP-FP	Female British Standard Pipe Parallel to Female Pipe NPTF
62550 — FBSPP-MJ	Female British Standard Pipe Parallel to Male JIC 37° Flare
62605 — FBSPPX-MP90	Female British Standard Pipe Parallel Swivel to Male Pipe NPTF – 90°
62650 — FBSPPX-MJ	Female British Standard Pipe Parallel Swivel to Male JIC 37° Flare
62660 — FBSPPX-FJX	Female British Standard Pipe Parallel Swivel to Female JIC 37° Flare Swivel
62750 — FBSPPX-MJ	Female British Standard Pipe Parallel Swivel to Male JIC 37° Flare
62801 — FBFFOR-MJ	Female British Flat-Face O-Ring to Male JIC 37° Flare

Metric Conversion

63099 — MM-PLUG	Male Metric O-Ring Plug
63120 — MM-FP	Male Metric with O-Ring to Female Pipe NPTF
63150 — MM-MJ	Male Metric with O-Ring to Male JIC 37° Flare
63160 — MM-MJ90	Male Metric with O-Ring to Male JIC 37° Flare–90°
63350 — MDL-MJ	Male DIN 24° Cone – Light Series to Male JIC 37° Flare
63450 — FDLX-MJ	Female DIN 24° Cone Swivel – Light Series to Male JIC 37° Flare
63650 — MDH-MJ	Male DIN 24° Cone – Heavy Series to Male JIC 37° Flare
63750 — FDHX-MJ	Female DIN 24° Cone Swivel – Heavy Series to Male JIC 37° Flare
63980 — MKB-PLUG	Male Kobelco Plug
63990 — MKB-MJ	Male Kobelco to Male JIC 37° Flare

International to International

64075 — BBDS	British Bonded Seal
64094 — MBSPOR-PLUG	Male British Standard Pipe Parallel with O-Ring Plug
64095 — ORFBSP	O-Rings for British Standard Parallel Pipe (BSPP Couplings)
64097 — FBSPP-CAP	Female British Standard Pipe Parallel Cap
64098 — MBSPT-PLUG	Male British Standard Pipe Tapered Plug
64099 — MBSPP-PLUG	Male British Standard Pipe Parallel Plug
64350 — MBSPP-FBSPPX	Male British Standard Pipe Parallel to Female British Standard Pipe Parallel Swivel
64775 — MBDS	Metric Bonded Seal
64780 — ORDINL	O-Rings for DIN Light Series (MegaCrimp® and GlobalSpiral™ Couplings)
64781 — ORDINH	O-Rings for DIN Heavy Series (MegaCrimp® and GlobalSpiral™ Couplings)
64782 — ORDIN	O-Rings for DIN Heavy Series (PC, PCM & PCS Couplings)
64787 — BS	Metric Bite Sleeve
64788 — MNL	Metric Bite Nut – Light
64789 — MNH	Metric Bite Nut – Heavy
64790 — MM-PLUG	Male Metric Plug
64792 — MDL-PLUG	Male DIN 24° Cone – Light Series Plug
64793 — FDL-CAP	Female DIN 24° Cone – Light Series Cap
64794 — MDH-PLUG	Male DIN 24° Cone – Heavy Series Plug
64795 — FDH-CAP	Female DIN 24° Cone – Heavy Series Cap

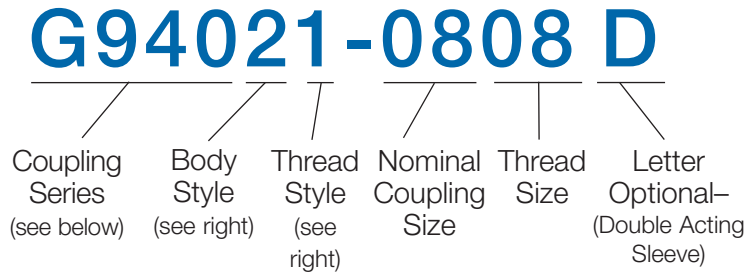
Japanese Conversion

65097 — FJIS-CAP	Female Japanese Industrial Standard Cap
65099 — MJIS-PLUG	Male Japanese Industrial Standard Plug
65100 — FJIS-MJ	Female Japanese Industrial Standard to Male 37° Flare
65597 — FK-CAP	Female Komatsu Cap
65599 — MK-PLUG	Male Komatsu Plug
65600 — FK-MJ	Female Komatsu to Male JIC 37° Flare
65700 — MK-MK	Male Komatsu to Male Komatsu
65750 — MK-MJ	Male Komatsu to Male JIC 37° Flare
65800 — MK-FK90	Male Komatsu to Female Komatsu – 90°
65950 — MK-FK-MK	Male Komatsu to Female Komatsu to Male Komatsu – Tee



Gates Global Part Numbering System Quick Disconnect Couplers

Gates Quick Disconnect couplers feature a meaningful part number that makes coupling identification fast and easy. Always refer to Gates Cross Reference Charts when selecting a quick disconnect coupler for a competitive interchange.



Body Style Identification

- 0 Assembly
- 1 Male Tip (Nipple)
- 2 Female Coupler
- 3 Repair Kit
- 5 O-Ring
- 6 Backup Ring
- 8 Dust Plug
- 9 Dust Cap

Thread Style

- 0 Not Applicable
- 1 Female Pipe
- 2 Female O-Ring Boss
- 3 Bulkhead Mounts
- 4 Female British Parallel Pipe

Miscellaneous

- D Double-Acting Sleeve
- P Connect-Under-Pressure Option

Coupling Series Identification

G940 Series - Agricultural Standard —Ball Valve

- MQBA Male Quick Disconnect Ball Agricultural
- FQBA(DA) Female Quick Disconnect Ball Agricultural (Double Acting Sleeve)

G941 Series - Agricultural Standard —Poppet Valve

- MQPA Male Quick Poppet Agricultural
- FQPA Female Quick Poppet Agricultural

G942 Series - John Deere Old Style

- MQBAJD Male Quick Ball Agricultural John Deere
- FQBAJD Female Quick Ball Agricultural John Deere

G943 Series - International Harvester Old Style

- MQBAIHC Male Quick Ball Agricultural International Harvester

G944 Series - J.I. Case Old Style

- MQBAJIC Male Quick Ball Agricultural J.I. Case

G945 Series - Industrial ISO 7241-1 —Series B

- MQPI Male Quick Poppet Industrial
- FQPI Female Quick Poppet Industrial

G949 Series - Flush Face, HTMA

- MQFF Male Quick Flush Face
- CPMQFF Male Quick Disconnect Flush Face (Connect-Under-Pressure)
- FQFF Female Quick Flush Face
- CPFQFF Female Quick Disconnect Flush Face (Connect-Under-Pressure)

G950 Series - High Pressure Flush Face

- MQFFH Male Quick Flush Face (High Pressure)
- FQFFH Female Quick Flush Face (High Pressure)

G951 Series - Wing Nut

- MQW Male Quick Wing
- FQW Female Quick Wing

G952 Series - High Pressure Wing Nut

- MQWH Male Quick Wing (High Pressure)
- FQWH Female Quick Wing (High Pressure)

G953 Series - Very High Pressure Flush Face

- MQFFVH Male Quick Flush Face (Very High Pressure)
- FQFFVH Female Quick Flush Face (Very High Pressure)

G956 Series - Industrial ISO 7241-1 —Series A

- MQP Male Quick Poppet
- FQP Female Quick Poppet

G959 Series - Agricultural Adapters

- MJD John Deere Old Style
- MISO ISO Style
- MIHC International Harvester Style

Miscellaneous

- DA Double Acting Sleeve
- ISO Industrial Standards Organization
- DP Dust Plug
- DC Dust Cap
- DSO Double Shut Off
- FP Female Pipe
- FB Female O-Ring Boss
- QDAOR G940 Series O-Ring for Female Coupler
- QDIBR G945 Series Backup Ring for Female Coupler
- QDIOR G945 Series O-Ring for Female Coupler
- QDOR G956 Series O-Ring for Female Coupler
- QDBR G956 Series Backup Ring for Female Coupler

EQUIPMENT

HOSE/CPLG.
SELECTION

TECH. DATA

EXT. &
VERY HIGH
PRESS. HOSE

GS CPLGS.

PCM CPLGS.

PCS CPLGS.

HIGH & MED.
PRESS. HOSEMEGACRIMP®
CPLGS.

PC CPLGS.

FIELD
ATTACHABLE
CPLGS.AIR BRAKE
HOSE &
CPLGS.MEGATECH™
C5
HOSE &
CPLGS.LOW PRESS.
HOSE &
CPLGS.C14 HOSE
& CPLGS.POLARSEAL®
HOSE &
CPLGS.PWR. STG.
HOSE &
CPLGS.THERMO-
PLASTIC
HOSE &
CPLGS.

ADAPTERS

QUICK
DISCONNECT
CPLGS.ACCESSORIES
& ASSORT-
MENTSPART NUMBER
INDEXES

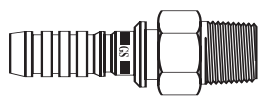
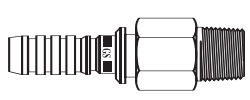
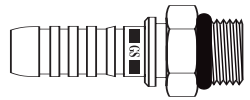
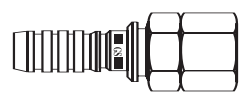
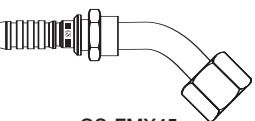
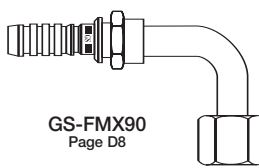
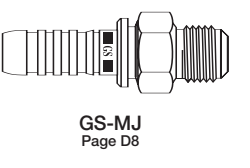
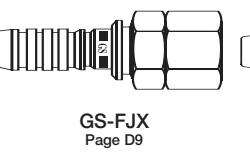
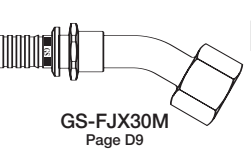
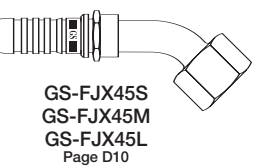
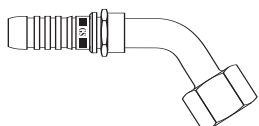
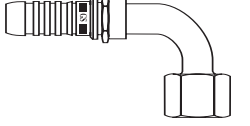
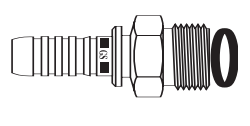
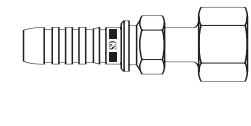
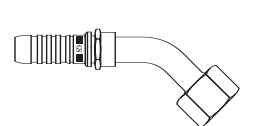
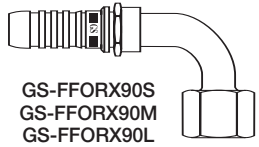
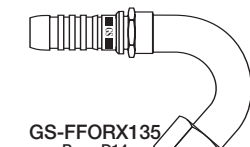
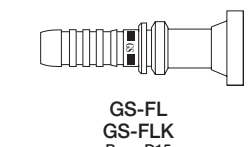
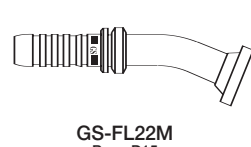
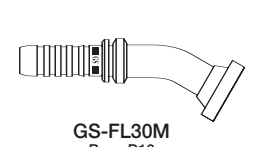


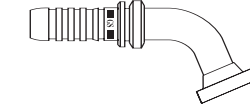
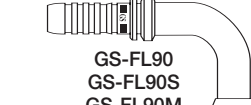

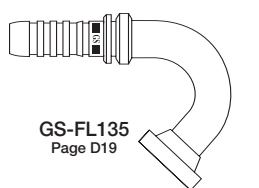
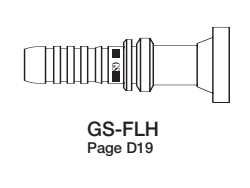
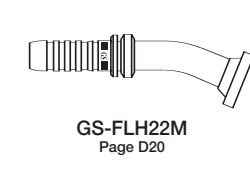
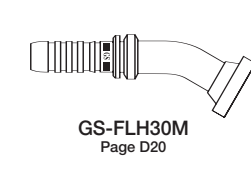
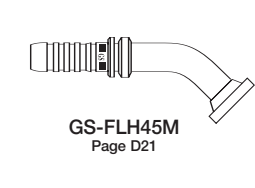

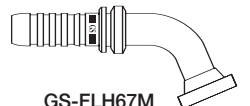
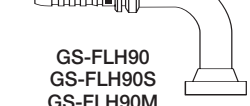



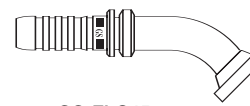
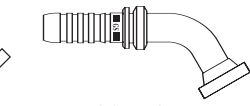


Hose & Coupling Selection

Coupling/Thread Configurations

GlobalSpiral™ (GS) Couplings

for EFG6K, G6K, EFG5K, G5K, EFG4K, G4K, EFG3K, and G3K Hose

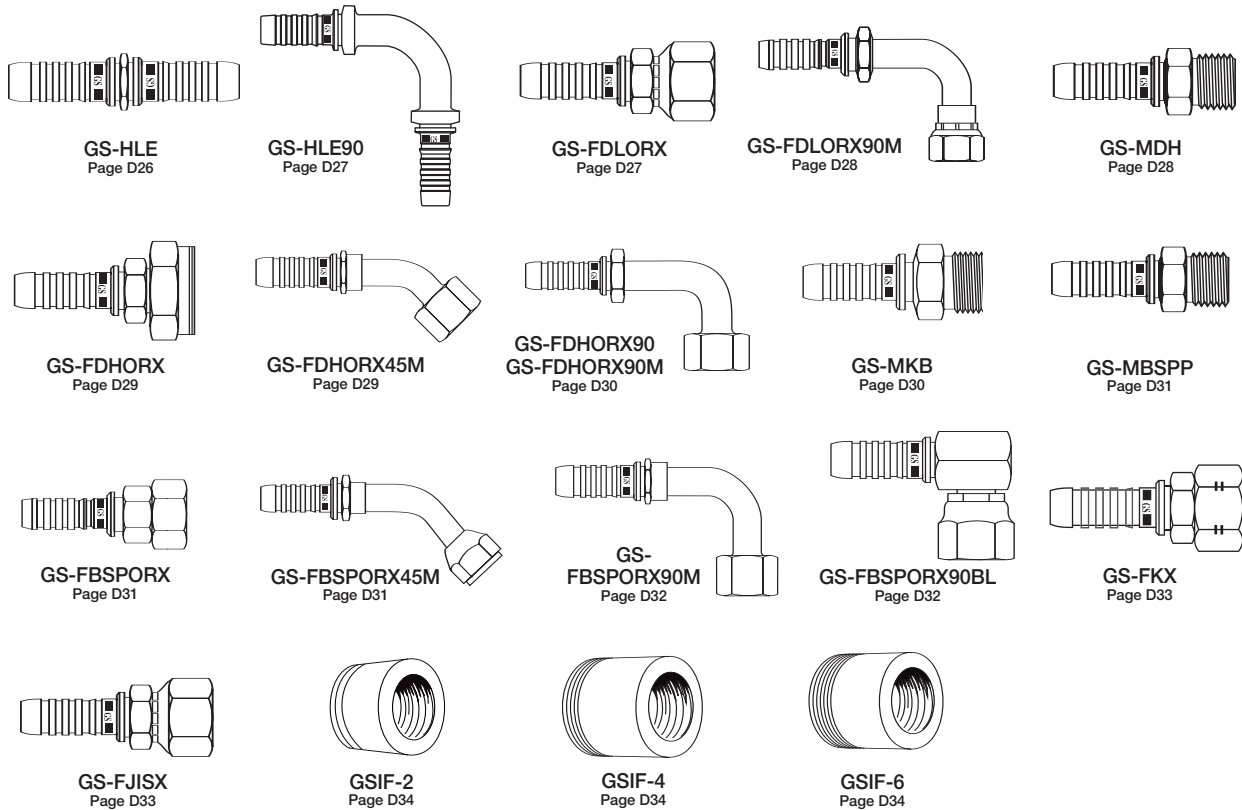
EQUIPMENT
HOSE/CPLG. SELECTION
TECH. DATA
EXT. & VERY HIGH PRESS. HOSE
GS CPLGS.
PCM CPLGS.
PCS CPLGS.
HIGH & MED. PRESS. HOSE
MEGACRIMP® CPLGS.
PC CPLGS.
FIELD ATTACHABLE CPLGS.
AIR BRAKE HOSE & CPLGS.
MEGATECH® C5 HOSE & CPLGS.
LOW PRESS. HOSE & CPLGS.
C14 HOSE & CPLGS.
POLARSEAL® HOSE & CPLGS.
PWR. STG. HOSE & CPLGS.
THERMO-PLASTIC HOSE & CPLGS.
ADAPTERS
QUICK DISCONNECT CPLGS.
ACCESSORIES & ASSORTMENTS
PART NUMBER INDEXES

				
GS-MP Page D6	GS-MPLH Page D6	GS-MB Page D7	GS-FMX Page D7	GS-FMX45 Page D7
				
GS-FMX90 Page D8	GS-MJ Page D8	GS-FJX Page D9	GS-FJX30M Page D9	GS-FJX45S GS-FJX45M GS-FJX45L Page D10
				
GS-FJX60 Page D10	GS-FJX90S GS-FJX90M GS-FJX90L GSFJX90XL Page D11	GS-MFFOR Page D12	GS-FFORX Page D12	GS-FFORX45 Page D13
				
GS-FFORX90S GS-FFORX90M GS-FFORX90L Page D14	GS-FFORX135 Page D14	GS-FL GS-FLK Page D15	GS-FL22M Page D15	GS-FL30M Page D16
				
GS-FL45S GS-FL45M GS-FLK45 Page D16	GS-FL60M Page D17	GS-FL67M Page D17	GS-FL90 GS-FL90S GS-FL90M GS-FLK90 Page D18	GS-FL110 Page D19
				
GS-FL135 Page D19	GS-FLH Page D19	GS-FLH22M Page D20	GS-FLH30M Page D20	GS-FLH45M Page D21
				
GS-FLH60M Page D21	GS-FLH67M Page D22	GS-FLH90 GS-FLH90S GS-FLH90M Page D22	GS-FLC Page D23	GS-FLC22 Page D23
				
GS-FLC30 Page D24	GS-FLC45 Page D24	GS-FLC60 Page D25	GS-FLC67 Page D25	GS-FLC90 Page D26

Coupling/Thread Configurations

GlobalSpiral™ (GS) Couplings

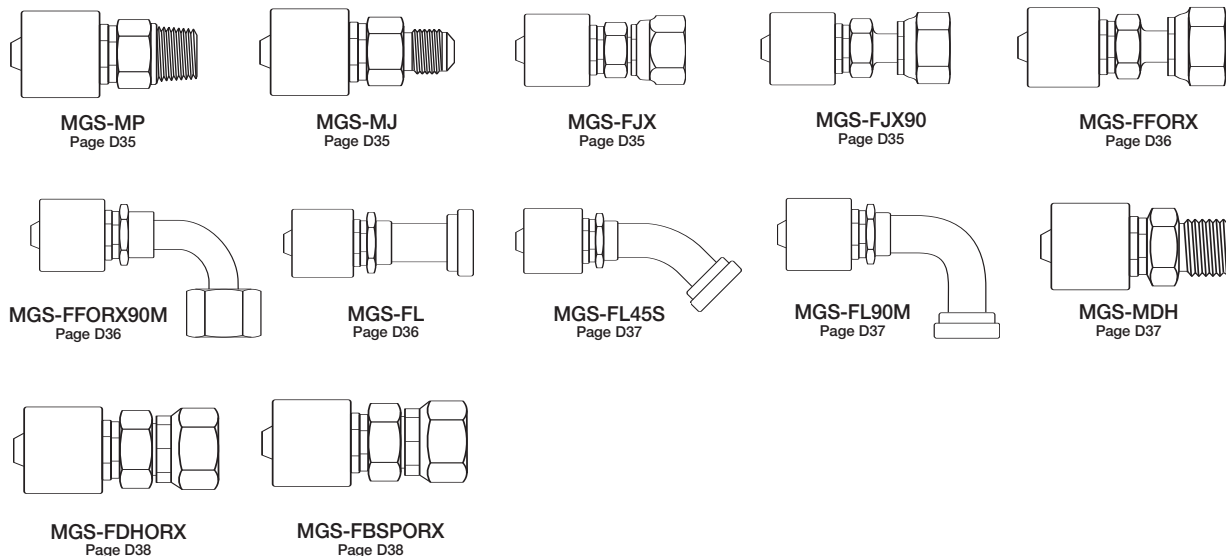
for EFG6K, G6K, EFG5K, G5K, EFG4K, G4K, EFG3K and G3K Hose (Continued)



GlobalSpiral™ (GS) Couplings –

One-Piece Couplings for Use with MobileCrimp® Crimpers

for EFG6K, G6K, EFG5K, G5K, EFG4K, G4K, EFG3K and G3K Hose



EQUIPMENT

HOSE/CPLG. SELECTION

TECH. DATA

EXT. & VERY HIGH PRESS. HOSE

GS CPLGS.

PCM CPLGS.

PCS CPLGS.

HIGH & MED. PRESS. HOSE

MEGACRIMP® CPLGS.

PC CPLGS.

FIELD ATTACHABLE CPLGS.

AIR BRAKE HOSE & CPLGS.

MEGATECH® C5 HOSE & CPLGS.

LOW PRESS. HOSE & CPLGS.

C14 HOSE & CPLGS.

POLARSEAL® HOSE & CPLGS.

PWR. STG. HOSE & CPLGS.

THERMO-PLASTIC HOSE & CPLGS.

ADAPTERS

QUICK DISCONNECT CPLGS.

ACCESSORIES & ASSORTMENTS

PART NUMBER INDEXES



Hose & Coupling Selection

EQUIPMENT

HOSE/CPLG.
SELECTION

TECH. DATA

EXT. &
VERY HIGH
PRESS. HOSE

GS CPLGS.

PCM CPLGS.

PCS CPLGS.

HIGH & MED.
PRESS. HOSE

MEGACRIMP®
CPLGS.

PC CPLGS.

FIELD
ATTACHABLE
CPLGS.

AIR BRAKE
HOSE &
CPLGS.

FLEET

MEGATECH®
C5
HOSE &
CPLGS.

LOW PRESS.
HOSE &
CPLGS.

C14 HOSE
& CPLGS.

POLARSEAL®
HOSE &
CPLGS.

PWR. STG.
HOSE &
CPLGS.

THERMO-
PLASTIC
HOSE &
CPLGS.

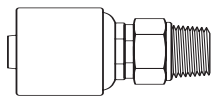
ADAPTERS

QUICK
DISCONNECT
CPLGS.

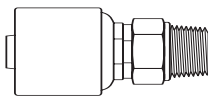
ACCESSORIES
& ASSORT-
MENTS

PART NUMBER
INDEXES

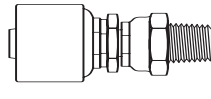
MegaCrimp® Couplings for High and Medium Pressure Hoses



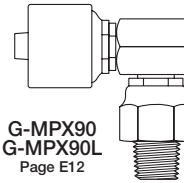
G-MP
Page E11



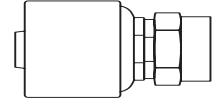
G-MPLN
Page E11



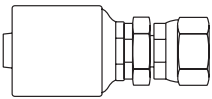
G-MPX
Page E12



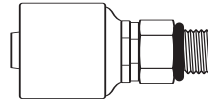
G-MPX90
G-MPX90L
Page E12



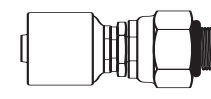
G-FP
Page E13



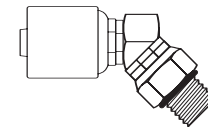
G-FPX
Page E13



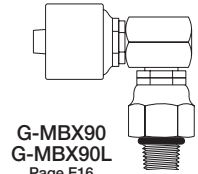
G-MB
Page E14



G-MBX
Page E15



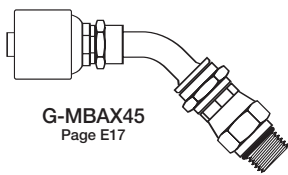
G-MBX45
Page E15



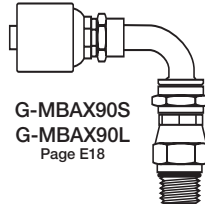
G-MBX90
G-MBX90L
Page E16



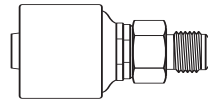
G-MBAX
Page E17



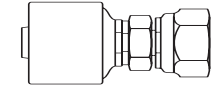
G-MBAX45
Page E17



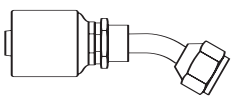
G-MBAX90S
G-MBAX90L
Page E18



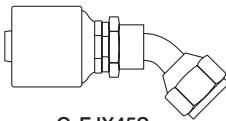
G-MJ
Page E19



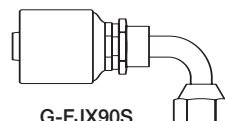
G-FJX
Page E20



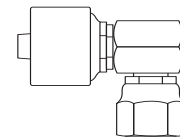
G-FJX30
Page E21



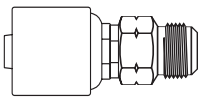
G-FJX45S
G-FJX45
Page E21



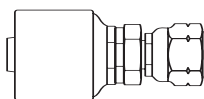
G-FJX90S
G-FJX90M
G-FJX90L
Page E22



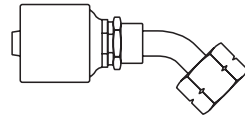
G-FJX90BL
Page E23



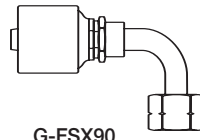
G-MS
Page E23



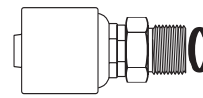
G-FSX
Page E23



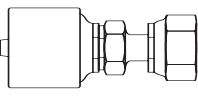
G-FSX45
Page E24



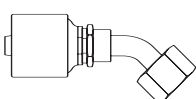
G-FSX90
Page E24



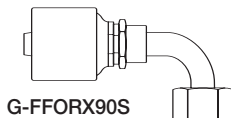
G-MFFOR
Page E25



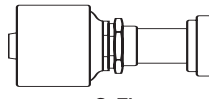
G-FFORX
Page E26



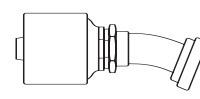
G-FFORX45
Page E27



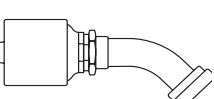
G-FFORX90S
G-FFORX90M
G-FFORX90L
Page E28



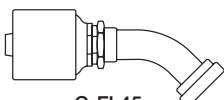
G-FL
G-FLK
Page E29



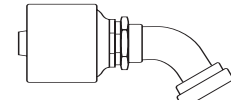
G-FL22
Page E29



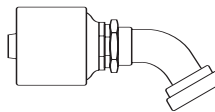
G-FL30
Page E29



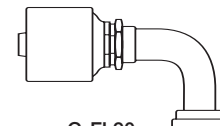
G-FL45
G-FLK45
Page E30



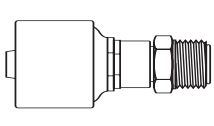
G-FL60
Page E30



G-FL67S
G-FL67M
Page E30



G-FL90
G-FLK90
Page E31



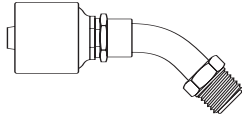
G-MIX
Page E31



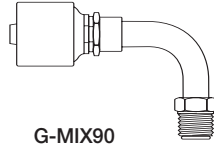
Coupling/Thread Configurations

MegaCrimp® Couplings


for High and Medium Pressure Hoses (Continued)



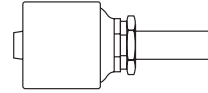
G-MIX45
Page E32



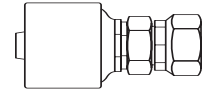
G-MIX90
Page E32



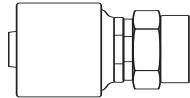
G-MFA
Page E33



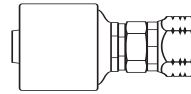
G-NASP
Page E34



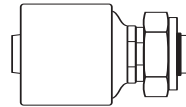
G-FABX
Page E34



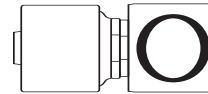
G-FG
Page E34



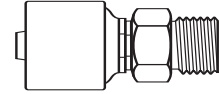
G-FZX
Page E35



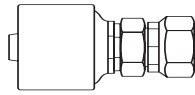
G-PWX
Page E35



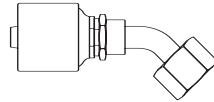
G-BJ
Page E35



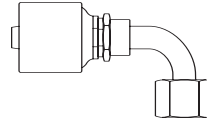
G-MDL
Page E36



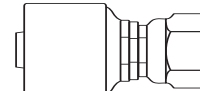
G-FDLORX
Page E36



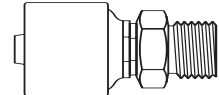
G-FDLORX45
Page E37



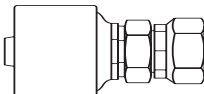
G-FDLORX90
Page E37



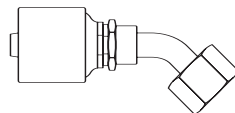
G-FFGX
Page E38



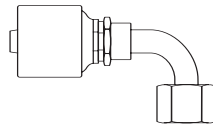
G-MDH
Page E38



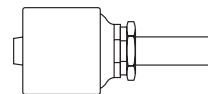
G-FDHORX
Page E39



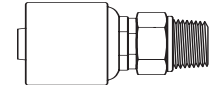
G-FDHORX45
Page E39



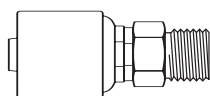
G-FDHORX90
Page E40



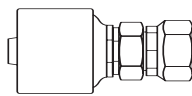
G-MLSP
Page E40



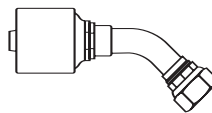
G-MBSPT
Page E41



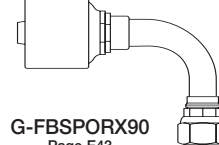
G-MBSPP
Page E42



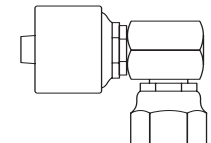
G-FBSPORX
Page E42



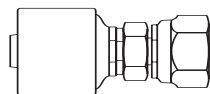
G-FBSPORX45
Page E43



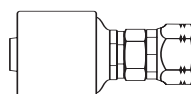
G-FBSPORX90
Page E43



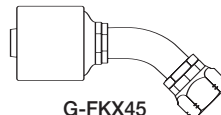
G-FBSPORX90BL
Page E44



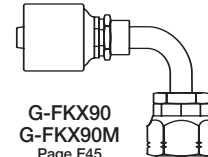
G-FBFFX
Page E44



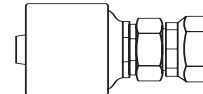
G-FKX
Page E44



G-FKX45
G-FKX45M
Page E45



G-FKX90
G-FKX90M
Page E45



G-FJ1SX
Page E46

EQUIPMENT

HOSE/CPLG. SELECTION

TECH. DATA

EXT. & VERY HIGH PRESS. HOSE

GS CPLGS.

PCM CPLGS.

PCS CPLGS.

HIGH & MED. PRESS. HOSE

MEGACRIMP® CPLGS.

PC CPLGS.

FIELD ATTACHABLE CPLGS.

AIR BRAKE HOSE & CPLGS.

MEGATECH® C5 HOSE & CPLGS.

LOW PRESS. HOSE & CPLGS.

C14 HOSE & CPLGS.

POLARSEAL® HOSE & CPLGS.

PWR. STG. HOSE & CPLGS.

THERMO-PLASTIC HOSE & CPLGS.

ADAPTERS

QUICK DISCONNECT CPLGS.

ACCESSORIES & ASSORTMENTS

PART NUMBER INDEXES





Chemical Resistance Ratings For Gates Hose Polymers, Coupling And Adapter Materials

The Chemical Resistance Table starting on the next page lists the relative resistance of hose and coupling materials to more common chemicals. These ratings do not cover all possible variations of all factors, such as temperature, concentration, degradation or fluid contamination, etc. Testing under actual conditions is the best way to assure chemical compatibility for critical applications.

For specific information, contact Gates Hose/ Connector Product Application, Denver, Colorado.

How to Use the Chemical Resistance Table

1. Chemicals are listed alphabetically.
2. Find the hose, coupling and adapter material type that has a resistance rating of "1" or "2" (See Rating Scale).
3. Find hose(s) with compatible polymer(s) in the Gates Hydraulic Hose Selection Guide on Pages C4-5.
4. Look for compatible couplings for the selected hose(s) by following the hose page references in the Selection Guide.

NOTE: O-Rings used with couplings also must be considered for chemical compatibility with the fluid to be conveyed. This includes couplings containing internal O-Rings; for example, MPX (Male Pipe Swivel). Gates standard O-Ring is made of Nitrile. If O-Rings other than Nitrile are required, contact Gates Denver.

Rating Scale

- “1” Excellent resistance
- “2” Good resistance
- “X” Not recommended
- “—” Testing recommended

EQUIPMENT
HOSE/CPLG. SELECTION
TECH. DATA
EXT. & VERY HIGH PRESS. HOSE
GS CPLGS.
PCM CPLGS.
PCS CPLGS.
HIGH & MED. PRESS. HOSE
MEGACRIMP® CPLGS.
PC CPLGS.
FIELD ATTACHABLE CPLGS.
AIR BRAKE HOSE & CPLGS.
MEGATECH™ C5 HOSE & CPLGS.
LOW PRESS. HOSE & CPLGS.
C14 HOSE & CPLGS.
POLARSEAL® HOSE & CPLGS.
PWR. STG. HOSE & CPLGS.
THERMO-PLASTIC HOSE & CPLGS.
ADAPTERS
QUICK DISCONNECT CPLGS.
ACCESSORIES & ASSORTMENTS
PART NUMBER INDEXES





Chemical Resistance Table

Rating Scale: 1 Excellent 2 Good resistance X Not recommended - Testing recommended Chemical Name	Gates Hose Polymers							Couplings & Adapters						
	Trade Names							Carbon Steel	Stainless Steel 304	Stainless Steel 316	Aluminum	Brass		
	A	C	C ₂	J	Z									
	Neoprene	Nitrile	Nitrile/PVC	CPE	Hypalon	Urethane (cover rating only)	PTFE	Nylon						
	Chemical Name													
A														
Absorption Oil	2	1	2	1	2	-	1	1	-	-	-	-	1	
Acetaldehyde	X	X	X	-	X	1	1	2	1	1	1	1	1	
Acetamide	1	2	-	-	-	X	1	-	-	-	-	-	-	
Acetic Acid, 5-20%	2	X	2	1	2	X	1	1	X	2	2	2	X	
Acetic Acid, 25%	2	X	2	1	2	-	1	X	X	2	2	2	X	
Acetic Acid, 30%	2	X	-	1	-	-	1	2	X	2	1	2	X	
Acetic Acid, 50%	2	X	2	1	-	-	1	2	X	2	2	2	X	
Acetic Acid, 50% Boiling	X	X	-	-	-	-	1	X	X	X	2	-	-	
Acetic Acid, 80%	X	X	-	-	-	-	1	X	X	2	2	2	X	
Acetic Acid, 80% Boiling	X	X	-	-	-	-	1	X	X	X	2	X	X	
Acetic Acid, 100%	X	X	-	-	-	-	1	X	X	2	2	2	X	
Acetic Acid, 100% Boiling	X	X	-	-	-	-	X	1	X	X	X	2	-	X
Acetic Acid, 100% (Hot) Vapors	2	2	-	-	-	-	-	X	X	X	2	2	X	
Acetic Acid, Air Free	-	-	-	-	-	-	-	1	-	X	X	-	X	
Acetic Acid, Anhydride	X	X	X	1	2	-	1	X	X	2	2	2	X	
Acetic Acid, Areated	-	-	-	-	-	-	-	1	-	X	X	X	-	
Acetic Acid, Crude	X	X	-	-	-	-	1	1	X	2	1	2	X	
Acetic Acid, Glacial	X	X	X	1	X	X	1	X	X	2	2	2	-	
Acetone (Dimethylketone)	X	X	X	1	X	X	1	1	1	1	1	1	1	
Acetonitrile (Methyl Cyanide)	2	X	2	1	2	-	-	-	-	-	-	-	-	
Acetylene	2	2	1	1	-	-	1	1	1	1	1	1	2	
Acrylonitrile (Vinyl Cyanide)	X	X	X	1	X	-	-	-	1	1	1	2	1	
Aero Lubriplate	1	1	-	-	-	-	-	-	1	1	1	1	-	
Aero-Safe 2300	X	X	-	-	X	-	-	-	1	1	1	1	1	
Aeroshell Type 1A, 1AC, 4	2	1	-	-	-	1	-	-	-	-	-	-	-	
Aeroshell 7AGrease	2	1	-	-	-	X	-	-	1	1	1	1	-	
Aeroshell 17 Grease	2	1	-	-	-	X	-	-	1	1	1	1	-	
Aeroshell 750	X	2	-	-	-	X	-	-	1	1	1	1	-	
Air, Ambient	1	1	1	1	1	1	1	1	1	1	1	1	1	
Air, 150°F	1	1	1	1	1	1	1	1	1	1	1	1	1	
Air, 180°F	2	2	2	1	2	2	1	1	1	1	1	1	1	
Air, 200°F	X	X	X	1	X	2	1	2	1	1	1	1	1	
Aircraft Hyd. Oil AA	-	1	-	-	-	-	-	-	1	1	1	1	1	
Alcohol	1	1	-	-	-	-	1	-	1	1	1	1	1	
Alcohol, Amyl	2	2	-	-	-	-	1	1	-	2	1	2	-	
Alcohol, Benzyl	X	X	-	1	2	2	1	-	1	1	1	-	-	
Alcohol, Butyl	2	X	2	-	2	1	1	1	1	1	1	1	1	
Alcohol, Denatured	1	1	-	-	1	-	1	1	1	1	1	1	1	
Alcohol, Diacetone	-	X	-	-	2	-	1	-	1	1	1	1	1	
Alcohol, Ethyl (Ethanol)	1	1	1	1	1	2	1	1	1	1	1	1	2	
Alcohol, Furfural	2	X	X	1	2	-	1	-	2	1	1	1	1	
Alcohol, Hexyl (Hexanol)	2	1	-	-	X	-	1	-	1	1	1	1	2	
Alcohol, Isobutyl	2	2	-	-	1	-	1	1	1	1	1	1	2	
Alcohol, Isopropyl (Isopropanol)	2	2	2	-	2	2	1	1	1	1	1	1	2	
Alcohol, Methyl (100%) (Methanol)	1	1	1	1	1	-	1	1	1	1	1	1	2	
Alcohol, Methyl (6%)	1	1	1	-	1	-	1	1	1	1	1	1	2	
Alcohol, Octyl	2	2	-	-	-	-	1	1	1	1	1	1	-	
Alcohol, Propyl	1	1	-	-	-	-	1	X	2	1	1	1	1	
Alkazene	X	X	X	-	X	X	-	-	1	1	-	-	-	
Aluminum Chloride	1	1	1	1	1	2	1	X	X	2	2	X	X	
Aluminum Fluoride	1	1	1	1	1	2	1	X	X	2	2	X	X	
Aluminum Hydroxide	1	1	1	1	1	-	1	1	-	1	1	-	1	
Aluminum Hydroxide, Saturated	1	1	-	-	-	-	1	1	-	1	1	-	-	
Aluminum Nitrate	1	1	1	1	1	2	1	-	X	1	1	2	-	
Aluminum Sulfate	1	1	1	1	1	X	1	1	X	X	2	X	X	
Alums (Ammonium or Potassium)	1	1	1	1	1	-	1	-	X	2	2	X	X	
Ammonia, Aqueous	1	2	1	-	1	-	1	-	-	1	1	-	X	
Ammonium Carbonate	2	X	-	-	-	-	-	-	1	1	1	-	-	
Ammonium Chloride, 1%	X	2	1	1	1	1	1	1	X	2	2	X	X	

○ Cover stock rating only; Rating for tube stock "X" *Use Gates fuel hose or contact Denver Product Applications Department.

Rating Scale: 1 Excellent 2 Good resistance X Not recommended - Testing recommended Chemical Name	Gates Hose Polymers							Couplings & Adapters					
	Trade Names							Carbon Steel	Stainless Steel 304	Stainless Steel 316	Aluminum	Brass	
	A	C	C ₂	J	Z								
	Neoprene	Nitrile	Nitrile/PVC	CPE	Hypalon	Urethane (cover rating only)	PTFE	Nylon					
	Chemical Name												
Ammonium Chloride, 10% Boiling	X	X	-	-	-	-	1	X	X	2	2	X	X
Ammonium Chloride, 28% Boiling	X	X	-	-	-	-	1	X	X	2	2	X	X
Ammonium Chloride, 50% Boiling	X	X	-	-	-	-	1	X	X	2	2	X	X
Ammonium Hydroxide	2	2	2	1	1	X	1	1	2	1	1	X	X
Ammonium Hydroxide, 3 Molar	1	X	-	-	-	2	1	-	X	2	2	X	X
Ammonium Hydroxide, Concentrated	1	X	-	1	-	X	1	1	X	2	2	X	X
Ammonium Metaphosphate	2	2	2	-	2	-	1	-	1	1	1	X	-
Ammonium Nitrate, Fertilizer	1	2	1	1	1	1	1	X	1	1	1	2	X
Ammonium Nitrite	1	1	-	-	-	-	-	1	2	1	1	X	-
Ammonium Persulfate	X	X	X	1	-	X	-	X	X	2	2	X	X
Ammonium Persulfate, 5%	1	X	-	-	-	-	-	X	X	2	2	X	X
Ammonium Persulfate, 10%	1	X	-	-	-	X	-	X	X	2	2	X	X
Ammonium Phosphate (Mono, Di, Tri, Basic)	1	1	1	1	1	1	1	2	X	2	2	X	-
Ammonium Sulfate	1	2	1	1	1	1	1	X	X	X	2	X	X
Ammonium Thiocyanate	1	1	-	1	1	-	1	-	1	1	1	-	-
Amyl Acetate	X	X	X	2	X	2	1	1	X	1	1	X	2
Amyl Alcohol	2	2	2	-	-	-	1	1	1	1	1	1	1
Amyl Borate	2	2	2	-	-	-	-	-	-	-	-	-	-
Amyl Chloride	X	-	X	2	X	-	1	2	-	1	1	-	-
Amyl Chloronaphthalene	X	X	X	-	X	-	1	-	-	1	1	-	-
Amyl Naphthalene	X	X	X	-	X	-	1	-	-	1	1	-	-
Amyl Phenol	-	-	-	-	-	-	1	-	-	1	1	-	-
AN-0-3 Grade M	1	1	-	-	-	-	-	-	-	-	-	-	-
AN-0-6	1	1	-	-	-	-	-	-	-	-	-	-	-
AN-0-366	1	1	-	-	-	-	-	-	-	-	-	-	-
Anderol, L-774 (Diester)	X	2	-	-	-	-	1	X	-	-	-	-	-
Anderol, L-826 (Diester)	X	2	-	-	-	-	1	X	-	-	-	-	-
Anderol, L-829 (Diester)	X	2	-	-	-	-	1	X	-	-	-	-	-
ANG-25 (Glyceral Ester)	2	2	-	-	-	-	1	2	-	-	-	-	-
ANG-25 (Diester Base, TG749)	X	2	-	-	-	-	1	X	1	1	1	1	-
Aniline	X	X	X	2	X	X	1	2	2	1	1	X	X
Aniline Dyes	X	X	-	2	-	-	1	X	2	1	1	2	X
Aniline Hydrochloride	X	X	-	2	-	-	1	-	X	1	1	-	-
Animal Gelatin	1	1	-	1	-	-	1	-	-	1	1	-	-
Animal Fats	2	1	-	1	-	-	1	1	1	1	1	1	X
Animal Oil (Lard Oil)	2	1	-	1	-	-	1	1	1	1	1	1	-
Antifreeze, Alcohol Base	2	2	2	2	2	-	1	-	1	1	1	1	-
Antifreeze, Glycol Base	2	1	1	1	1	-	1	1	1	1	1	1	1
Antimony Chloride, 50%	-	1	-	-	-	-	1	X	X	X	X	-	-
AN-VV-0-366B Hydraulic Fluid	1	-	-	-	-	-	1	-	2	-	-	-	-
Aqua Regia (Concentrated)	X	X	X	2	X	X	1	X	X	X	X	X	-
Arco A.T.F. Dexron	-	1	-	-	-	-	-	-	-	-	-	-	-
Arco C2, 100	-	1	-	-	-	-	-	-	-	-	-	-	-
Aromatic Fuel 30%, Mil.	-	-	-	-	-	-	1	-	-	-	-	-	-
Aromatic Fuel 50%	X	2	-	-	-	-	1	-	-	-	-	-	-
Aromatic Hydrocarbons	X	X	-	-	X	2	1	-	2	1	2	2	2
Arsenic Acid	-	-	-	1	-	-	1	-	2	-	1	2	-
Askarel, Transformer Oil	X	X	X	-	X	-	1	-	1	1	1	-	1
Asphalt, Under 180°F	2	2	2	X	X	1	1	-	1	1	1	-	2
Asphalt, Cut Back	X	2	2	-	X	1	1	1	1	1	1	2	2
Asphalt, Topping	1	X	-	-	-	-	1	-	1	1	1	-	-
ASTM Oil No.	1	1	1	1	1	2	1	1	1	1	1	1	1
ASTM Oil No.	2	2	1	-	2	-	1	1	1	1	1	1	1
ASTM Oil No. 3	X	1	X	X	X	-	1	1	1	1	1	1	1
ASTM Oil No. 4	X	2	-	-	-	-	1	-	1	1	1	1	-
ASTM Reference Fuel A	②	1	①	1	1	-	1	1	1	1	1	1	1
ASTM Reference Fuel B	②	1	②	2	X	-	1	-	1	1	1	1	1
ASTM Reference Fuel C	X	2	X	2	X	-	1	-	1	1	1	1	1
ATL-857	X	2	-	-	-	-	-	-	-	-	-	-	-
Atlantic Dominion F	2	1	-	-	-	-	-	-	-	-	-	-	-

- EQUIPMENT
- HOSE/CPLG. SELECTION
- TECH. DATA
- EXT. & VERY HIGH PRESS. HOSE
- GS CPLGS.
- PCM CPLGS.
- PCS CPLGS.
- HIGH & MED. PRESS. HOSE
- MEGACRIMP® CPLGS.
- PC CPLGS.
- FIELD ATTACHABLE CPLGS.
- AIR BRAKE HOSE & CPLGS.
- MEGATECHTM C5 HOSE & CPLGS.
- LOW PRESS. HOSE & CPLGS.
- C14 HOSE & CPLGS.
- POLARSEAL® HOSE & CPLGS.
- PWR. STG. HOSE & CPLGS.
- THERMO-PLASTIC HOSE & CPLGS.
- ADAPTERS
- QUICK DISCONNECT CPLGS.
- ACCESSORIES & ASSORTMENTS
- PART NUMBER INDEXES</

Chemical Resistance Table

EQUIPMENT
HOSE/CPLG. SELECTION
TECH. DATA
EXT. & VERY HIGH PRESS. HOSE
GS CPLGS.
PCM CPLGS.
PCS CPLGS.
HIGH & MED. PRESS. HOSE
MEGACRIMP® CPLGS.
PC CPLGS.
FIELD ATTACHABLE CPLGS.
AIR BRAKE HOSE & CPLGS.
MEGATECH® C5 HOSE & CPLGS.
LOW PRESS. HOSE & CPLGS.
C14 HOSE & CPLGS.
POLARSEAL® HOSE & CPLGS.
PWR. STG. HOSE & CPLGS.
THERMO-PLASTIC HOSE & CPLGS.
ADAPTERS
QUICK DISCONNECT CPLGS.
ACCESSORIES & ASSORT-MENTS
PART NUMBER INDEXES

Rating Scale: 1 Excellent 2 Good resistance X Not recommended - Testing recommended	Gates Hose Polymers						Couplings & Adapters				
	Trade Names										
	A	C	C ₂	J	Z		Carbon Steel	Stainless Steel 304	Stainless Steel 316	Aluminum	Brass
	Neoprene	Nitrile	Nitrile/PVC	CPE	Hypalon	Urethane (cover rating only)	PTFE	Nylon			
Chemical Name											
Aurex 903R (Mobil)	2	1	-	-	-	-	-	-	-	-	
Automatic Brake Fluid	2	X	-	-	-	1	-	1	1	1	
Automatic Transmission Fluid - ATF	2	1	-	1	-	1	-	1	1	1	
Aviation Gasoline, Mil.	-	2	-	-	-	-	-	1	1	1	
B											
Baltic Types 100, 150, 200, 300, 500	-	1	-	-	-	1	-	-	-	-	
Barvel, Concentrated (Ag Spray)	-	-	-	-	-	1	1	-	-	-	
Bardol B	X	X	X	-	X	-	1	1	1	-	
Barium Carbonate	1	1	1	1	1	-	1	1	X	1	
Barium Chloride	X	1	1	1	1	1	1	X	2	2	
Barium Chloride, 5%	X	1	-	-	-	1	X	2	1	1	
Barium Chloride, Aqueous Solution (Hot)	X	1	-	-	-	1	X	2	2	2	
Barium Hydroxide	1	1	1	1	1	X	1	1	X	X	
Barium Sulfate	1	1	-	1	2	-	1	1	2	2	
Barium Sulfate, Aqueous Solution (Hot)	X	-	-	-	-	1	X	2	1	1	
Barium Sulfide	2	1	1	1	1	-	1	2	X	X	
Bayol D	-	1	-	-	-	-	-	-	-	-	
Bayol 35	-	1	-	-	-	-	-	-	-	-	
Beet Sugar Liquors	X	1	1	1	1	X	1	-	2	2	
Bellows 80-20 Hydraulic Oil	-	1	-	-	-	2	1	-	-	-	
Benzaldehyde	X	X	X	2	X	1	1	1	1	1	
Benzene, Benzol	X	X	X	X	X	2	1	1	1	1	
Benzene Sulfonic Acid	X	-	-	-	-	1	-	X	2	X	
Benzine, Petroleum Ether	X	2	X	1	-	2	1	-	1	1	
Benzoic Acid 21°C (70°F)	X	X	X	1	-	1	-	1	1	1	
Benzol	X	X	X	X	-	-	1	1	1	1	
Benzyl Alcohol	X	X	-	1	-	-	1	1	1	1	
Benzyl Benzoate	-	-	-	-	-	1	-	1	1	-	
Benzyl Chloride	X	X	X	X	-	-	1	2	-	-	
Biodiesel**	-	-	-	-	-	1	1	-	1	-	
Bismuth Carbonate	X	-	-	-	-	1	-	1	1	-	
Black Point 77	-	1	-	-	-	-	-	-	-	-	
Black Sulfate Liquor	2	2	2	2	2	-	1	1	1	1	
Blast Furnace Gas	X	X	X	-	X	X	1	-	1	1	
Borax, Sodium Borate	X	2	2	1	1	1	X	2	1	1	
Bordeaux Mixture	2	2	2	-	-	1	1	1	X	-	
Boric Acid	1	1	1	-	1	1	X	X	2	1	
Boron Fuels, HEF	X	X	-	-	-	-	-	-	-	-	
Brake Fluid, Petroleum Base	2	1	2	1	X	-	1	1	1	1	
Brake Fluid, Synthetic Base	X	X	X	1	X	-	1	1	1	1	
Bray GG - 130	X	2	-	-	-	-	-	-	-	-	
Brayco 719-r (VV-H-910)	2	X	-	-	-	-	-	-	-	-	
Brayco 885 (MIL-L-6085A)	X	2	-	-	-	-	-	-	-	-	
Brayco 910	2	2	-	-	-	-	-	-	-	-	
Brine	1	1	1	1	-	-	1	1	2	2	
Brom-113	X	2	-	-	-	-	-	-	-	-	
Brom-114	2	2	-	-	-	-	-	-	-	-	
Bromine, Dry	X	X	X	-	-	-	X	X	X	-	
Bunker Oil	X	2	2	-	X	2	1	1	1	1	
Butadiene	X	2	-	-	-	1	1	-	1	-	
Butane	X	X	X	-	X	X	1	1	1	-	
Butter Oil	2	-	-	-	-	1	-	1	1	1	
Butyric Acid	X	-	-	1	-	-	1	X	1	2	
Butyl Acetate	X	X	X	2	X	-	1	2	1	1	
Butyl Alcohol	1	1	1	1	-	1	1	1	1	1	
Butyl Amine	-	-	-	-	-	1	1	1	1	1	
Butyl Carbitol	2	2	-	1	-	-	1	1	1	1	
Butyl Mercaptan	-	-	-	-	-	1	-	1	1	-	
Butyl Stearate	X	2	2	2	-	-	1	1	1	1	
Butyraldehyde	X	X	-	2	-	1	-	-	-	-	

Rating Scale: 1 Excellent 2 Good resistance X Not recommended - Testing recommended	Gates Hose Polymers						Couplings & Adapters				
	Trade Names										
	A	C	C ₂	J	Z		Carbon Steel	Stainless Steel 304	Stainless Steel 316	Aluminum	Brass
	Neoprene	Nitrile	Nitrile/PVC	CPE	Hypalon	Urethane (cover rating only)	PTFE	Nylon			
Chemical Name											
C											
Calcium Acetate	X	X	X	1	X	-	1	-	2	2	X
Calcium Arsenate	-	-	-	-	-	1	1	-	-	-	-
Calcium Bisulfate	1	1	2	1	1	-	1	-	-	2	1
Calcium Bisulfide	1	1	2	1	1	1	1	-	-	2	2
Calcium Bisulfite	1	1	1	1	1	-	1	1	X	1	1
Calcium Carbonate	1	1	1	1	1	1	1	1	2	1	1
Calcium Chlorate	1	1	1	-	1	-	1	-	2	2	1
Calcium Chloride	1	1	1	1	1	1	1	1	X	2	1
Calcium Hydroxide	1	2	2	1	1	X	1	-	X	X	1
Calcium Hydroxide, 10% Boiling	-	2	-	-	-	-	1	X	2	1	X
Calcium Hydroxide, 20% Boiling	-	-	-	-	-	-	1	X	-	1	X
Calcium Hydroxide, 50% Boiling	-	-	-	-	-	-	1	X	-	X	2
Calcium Hypochlorite, 5% (Under 100°F)	X	2	X	1	2	-	1	X	X	X	2
Calcium Hypochlorite, 15% (Under 100°F)	X	-	X	1	2	-	1	X	-	X	2
Calcium Nitrate	1	1	1	1	1	-	1	1	X	2	2
Calcium Silicate	-	2	-	1	2	-	1	-	1	1	1
Calcium Sulfate	1	1	1	1	1	-	1	-	2	1	1
Calcium Sulfide	1	2	-	1	-	-	1	2	2	1	2
Caliche Liquors	1	2	-	1	1	1	1	-	1	1	1
Cane Sugar Liquors	1	1	2	1	-	-	1	-	1	1	1
Carboic Acid, Phenol	X	X	X	1	X	X	1	X	X	1	2
Carbon Dioxide, Dry	2	1	1	1	1	1	-	1	1	1	1
Carbon Dioxide, Wet	2	1	1	1	1	-	1	-	1	1	1
Carbon Disulfide	X	X	-	2	X	2	1	1	2	1	2
Carbon Monoxide, Under 150°F (Hot)	2	2	2	1	1	-	1	2	1	1	1
Carbon Tetrachloride, 5%-10%	-	-	-	-	-	-	1	-	-	X	-
Carbon Tetrachloride, Pure	X	X	X	2	X	X	1	X	X	X	2
Carbonic Acid	1	1	1	1	1	X	1	-	X	1	2
Castor Oil	2	2	2	1	2	2	1	1	1	1	1
Caustic Soda, 20%	2	X	X	1	1	X	1	2	2	1	X
Caustic Soda, 50%	2	X	X	1	1	X	1	2	2	1	X
Cellosolve Acetate, Under 100°F	X	X	X	2	X	-	1	-	2	2	1
Cellosolve, Butyl, Under 100°F	X	X	X	-	X	-	1	-	2	2	2
Cellosolve, Union Carbide, Under 100°F	X	X	-	-	-	-	1	-	2	2	2
Cellugard, Cellugard 200	1	1	-	-	-	-	1	-	1	1	1
Cellulube 90, 150, 220, 300, 550	X	X	X	-	X	-	1	-	1	1	1
Cellulube 1000, 220A, ST220, A60	X	X	X	-	X	-	1	-	1	1	1
Cellultherm 2505A	X	2	-	-	-	-	-	-	-	-	-
Chevron Fr-10,13,20.8	-	-	-	-	-	-	1	-	1	1	1
Chlorane	X	X	X	-	X	-	1	1	-	-	-
Chlorinate Paraffin & Petroleum Oil	-	-	-	-	-	-	1	-	1	1	1
Chlorine Gas, Dry	N/A	X	N/A	N/A	-	-	1	-	2	X	X
Chlorine Gas, Wet	N/A	X	N/A	N/A	-	-	1	-	X	X	X
Chlorine Trifluoride	X	X	-	-	-	-	-	-	1	1	1
Chlorine Water, 3% Chlorine	X	X	X	-	-	-	1	-	X	X	-
Chlorine Water, 25% Chlorine	X	X	X	-	2	2	1	2	-	X	X
Chloroacetic Acid (Under 100°F)	X	X	X	-	2	-	1	X	X	X	-
Chlorobenzene	X	X	X	X	X	-	1	X	2	2	X
Chlorobromo Methane	X	X	X	-	X	-	1	-	2	2	X
Chloroform	X	X	X	X	X	-	1	X	2	1	X
O-Chloronaphthalene	X	X	X	-	-	-	1	2	1	1	-
Chlorosulfonic Acid	2	X	X	X	-	-	1	X	1	-	-
Chlorotoluene	X	X	X	X	X	1	-	-	1	1	X
Chlorox, Bleach	2	2	-	1	2	-	1	1	X	X	2
Chromic Acid, 5%	X	X	-	-	-	-	1	X	X	X	2
Chromic Acid, 10%	X	X	X	1	2	X	1	X	X	X	2

○ Cover stock rating only; Rating for tube stock "X"

*Use Gates fuel hose or contact Denver Product Applications Department.
**Nitrile 150°F or less, no constant contact.





Chemical Resistance Table

EQUIPMENT

HOSE/CPLG. SELECTION

TECH. DATA

EXT. & VERY HIGH PRESS. HOSE

GS CPLGS.

PCM CPLGS.

PCS CPLGS.

HIGH & MED. PRESS. HOSE

MEGACRIMP® CPLGS.

PC CPLGS.

FIELD ATTACHABLE CPLGS.

AIR BRAKE HOSE & CPLGS.

MEGATECH® C5 HOSE & CPLGS.

LOW PRESS. HOSE & CPLGS.

C14 HOSE & CPLGS.

POLARSEAL® HOSE & CPLGS.

PWR. STG. HOSE & CPLGS.

THERMO-PLASTIC HOSE & CPLGS.

ADAPTERS

QUICK DISCONNECT CPLGS.

ACCESSORIES & ASSORTMENTS

PART NUMBER INDEXES

Rating Scale: 1 Excellent 2 Good resistance X Not recommended - Testing recommended	Gates Hose Polymers					Couplings & Adapters							
	A	C	C ₂	J	Z	Carbon Steel		Stainless Steel					
	Trade Names					304	316	Aluminum	Aluminum	Brass			
	Neoprene	Nitrile	Nitrile/PVC	CPE	Hypalon	Urethane (cover rating only)	PTFE	Nylon	Carbon Steel	Stainless Steel 304	Stainless Steel 316	Aluminum	Brass
Chemical Name	Neoprene	Nitrile	Nitrile/PVC	CPE	Hypalon	Urethane (cover rating only)	PTFE	Nylon	Carbon Steel	Stainless Steel 304	Stainless Steel 316	Aluminum	Brass
Chromic Acid, 25%	X	X	X	1	2	X	1	X	X	X	2	X	X
Chromic Acid, 50%	X	X	X	1	2	X	1	X	X	X	2	1	X
Chromic Acid, 100%	-	-	-	-	-	X	1	-	X	X	2	-	X
Circo Light Process Oil	1	1	-	-	-	-	1	-	1	1	1	1	-
Citgo FR Fluids	-	X	-	X	-	2	1	-	1	1	1	-	1
Citgo Glycol FR-20XD	-	1	-	-	-	2	1	-	1	1	1	-	1
Citgo Sentry (Under 100°F)	2	2	1	-	X	2	1	-	1	1	1	-	1
Citgo Tractor Hydraulic Fluid	-	1	-	-	-	2	1	-	1	1	1	-	1
Citric Acid, 5%	-	2	-	-	-	-	1	1	X	1	1	1	X
Citric Acid, 5% @150°F	-	2	-	-	-	-	1	X	X	X	1	2	X
Citric Acid, 15%	1	2	-	-	-	-	1	1	X	X	1	-	1
Citric Acid, 15% Boiling	1	2	-	-	-	-	1	X	X	2	1	X	X
Citric Acid, Concentrated Boiling	1	X	1	-	1	2	1	X	X	X	1	X	X
Coal Gas	1	X	-	1	-	1	1	-	-	-	-	-	-
Coal Tars	X	2	X	2	2	-	1	X	1	1	1	1	1
Cod Liver Oil	1	1	1	-	-	-	1	-	1	1	1	1	1
Coke Oven Gas (Under 100°F)	X	2	X	-	2	-	1	-	1	1	1	1	1
Condor 1000,1002,1004, 1006,1008	-	2	-	-	-	-	-	-	-	-	-	-	-
Condor 1008,1010,1012, 1014,1016	-	2	-	-	-	-	-	-	-	-	-	-	-
Convelex 10	X	X	-	-	-	-	-	-	-	-	-	-	-
Copper Arsenate, Cupric Arsenate	-	-	-	-	2	-	1	-	1	1	1	-	-
Copper Chloride, 1%	1	1	-	-	-	-	1	X	X	X	1	-	X
Copper Chloride, 5%	1	1	-	-	-	-	1	X	X	X	1	-	X
Copper Chloride, Cupric Chloride	2	2	2	2	2	1	2	X	X	1	-	X	X
Copper Cyanide, Cupric Cyanide	2	2	2	-	2	-	1	X	1	1	1	-	X
Copper Nitrate, 1% & 5%	1	1	-	-	-	-	1	1	X	1	1	X	X
Copper Nitrate, Cupric Nitrate	1	1	1	1	1	-	1	-	1	1	1	1	-
Copper Sulfate, Cupric Sulfate	1	1	1	1	1	1	1	1	X	1	1	X	X
Copper Sulfate, 10%	1	1	-	-	-	-	1	-	X	2	2	X	-
Copper Sulfate, 50%	1	1	-	-	-	-	1	-	-	2	2	-	-
Corn Oil	X	2	2	2	X	X	1	-	1	1	1	-	1
Corn Syrup	2	2	-	2	-	-	1	-	1	1	1	-	-
Cottonseed Oil	2	2	1	2	2	X	1	2	1	1	1	1	1
Creosote, Wood Or Coal Tar (Under 100°F)	X	2	X	-	X	X	1	X	2	1	1	1	X
Cresol, Cresylic Acid (Under 100°F)	X	X	X	1	X	-	1	X	2	1	1	2	-
Cyesylic Acid	X	X	-	-	-	-	1	X	1	1	1	1	-
Crude Petroleum Oil (Under 100°F)	X	X	2	2	2	2	1	-	X	X	2	1	-
Cutting Oil, Water Soluble	X	1	-	-	-	-	1	-	1	1	1	-	1
Cutting Oil, Sulfur Base	X	1	-	-	-	-	1	-	1	1	1	1	1
Cutting Oil	2	1	2	1	X	-	1	-	1	1	1	1	1
Cyclohexane	X	2	-	1	X	1	1	1	1	1	1	1	1
Cyclohexanone	X	X	X	2	X	1	1	1	-	1	1	2	-
Cymene	X	X	X	X	X	-	1	-	1	1	1	1	1
D													
Dasco FR150, FR200, FR200B, FR310	-	1	-	-	-	-	1	1	1	1	1	1	1
Dasco IFR	-	1	-	-	-	-	1	1	1	1	1	1	1
DC200, DC510, DC550, DC560	-	1	-	-	-	-	1	-	1	1	1	1	1
Decalin	X	2	-	2	X	-	1	1	-	-	-	-	1
Dectol R&O Oils	X	1	-	-	-	2	-	-	-	-	-	-	-
Denatured Alcohol	1	1	1	1	-	-	1	1	1	1	1	1	1
Developing Fluids, Photo	1	1	-	1	-	-	-	-	X	X	2	-	-
Developing Solutions, Hypos	2	-	-	1	2	-	1	-	-	1	1	-	-
Diacetone	X	X	X	1	X	-	1	1	1	1	1	1	1
Diacetone Alcohol	-	X	-	1	-	-	-	1	1	1	1	1	1
Dibenzel Ether	X	X	-	2	-	-	1	-	1	1	1	1	1
Dibutyl Ether	X	X	-	1	-	-	1	-	1	1	1	1	1

**Nitrile 150°F or less, no constant contact.



EQUIPMENT
HOSE/CPLG. SELECTION
TECH. DATA
EXT. & VERY HIGH PRESS. HOSE
GS CPLGS.
PCM CPLGS.
PCS CPLGS.
HIGH & MED. PRESS. HOSE
MEGACRIMP® CPLGS.
PC CPLGS.
FIELD ATTACHABLE CPLGS.
AIR BRAKE HOSE & CPLGS.
MEGATECH®/C5 HOSE & CPLGS.
LOW PRESS. HOSE & CPLGS.
C14 HOSE & CPLGS.
POLARSEAL® HOSE & CPLGS.
PWR. STG. HOSE & CPLGS.
THERMO-PLASTIC HOSE & CPLGS.
ADAPTERS
QUICK DISCONNECT CPLGS.
ACCESSORIES & ASSORTMENTS
PART NUMBER INDEXES

Chemical Resistance Table

Rating Scale: 1 Excellent 2 Good resistance X Not recommended - Testing recommended	Gates Hose Polymers						Couplings & Adapters						
	Trade Names												
	A	C	C ₂	J	Z								
	Neoprene	Nitrile	Nitrile/PVC	CPE	Hypalon	Urethane (Cover rating only)	PTFE	Nylon	Carbon Steel	Stainless Steel 304	Stainless Steel 316	Aluminum	Brass
Chemical Name													
F													
Factovis 52	-	1	-	-	-	-	-	1	1	1	1	1	1
Fatty Acids	2	2	2	2	X	1	1	1	2	1	1	1	2
Ferric Chloride	-	-	-	1	2	-	1	1	X	X	X	X	X
Ferric Chloride, 1%	1	1	-	-	-	-	1	1	X	2	2	X	X
Ferric Chloride, 1% Boiling	-	2	-	-	-	-	1	1	X	X	X	X	X
Ferric Chloride, 5% Still	2	1	-	-	-	-	1	1	X	X	X	X	X
Ferric Chloride, 5% Agitated or Aerated	2	2	-	-	-	-	1	1	X	X	X	X	X
Ferric Chloride, 10%	2	1	-	-	-	-	1	1	X	X	X	X	X
Ferric Sulfate	2	2	2	1	2	-	1	1	X	1	1	X	X
Ferrous Chloride	1	1	-	1	2	-	1	-	X	1	2	-	2
Ferrous Nitrate	2	2	2	-	2	-	1	-	-	1	1	-	-
Ferrous Sulfate, Copper Gas	2	2	2	1	2	-	1	-	X	1	1	1	2
Ferrous Sulfate, 10%	1	1	-	-	-	-	1	1	X	2	2	X	-
Ferrous Sulfate, Saturated	1	-	-	-	-	-	1	1	-	2	2	X	-
Fire Resistant Hydraulic Fluid, Texaco	-	1	-	-	-	-	1	-	1	1	1	1	1
Firtec 290, MF	-	-	-	-	-	-	1	-	-	-	-	-	-
Fixing Solution, Photo	2	-	-	-	2	-	1	-	-	1	1	-	-
Fluoboric Acid	1	1	-	1	-	-	1	-	1	-	1	X	-
Fluoboric Acid, 65%	2	-	-	1	2	X	1	-	-	1	1	-	-
Fluosilicic Acid	2	1	-	-	-	-	1	-	X	X	X	X	1
Fluosilicic Acid, 50%	2	X	X	1	2	X	1	X	-	-	-	1	-
Formaldehyde	1	X	-	1	-	-	1	2	1	1	1	1	X
Formaldehyde, 37%	2	-	2	-	1	2	1	-	-	1	1	1	1
Formaldehyde, Hot	-	-	-	-	-	-	1	1	X	2	1	2	1
Formic Acid (Under 120°F)	1	X	1	1	2	X	1	2	X	2	1	1	2
Formic Acid, Dilute Hot	1	X	-	1	-	-	1	X	X	2	1	2	X
Freon 12 (Under 100°F)	Use Freon Hose Only												
Freon 114	Use Freon Hose Only												
Fruit Juices	-	-	-	-	-	-	1	1	X	1	1	-	-
Fuel Oil	②	1	①	1	X	2	1	1	2	2	2	1	2
Fumaric Acid	2	X	-	-	-	X	1	-	1	1	1	-	-
Furan, Furfuran	X	X	X	1	-	-	1	-	1	1	1	1	1
Furan Resin	X	X	-	-	-	-	1	-	-	-	1	-	-
Furfural Alcohol, Ant Oil	2	X	X	1	2	-	1	1	2	1	1	1	1
Fusel Oil, Grain Oil	X	X	-	-	-	-	1	-	-	-	-	-	-
Fyrguard 150, 200	-	1	-	-	-	-	1	-	1	1	1	1	1
Fyrquel A60, 90, 100, 150, 220, 300, 500	X	X	-	-	-	-	1	-	1	-	-	1	-
Fyrquel 1000, 15R&O, 220R&O, 550R&O	X	X	-	-	-	-	1	-	1	-	-	1	-
G													
Gallic Acid (Under 100°F)	X	X	X	1	-	X	1	2	X	1	1	X	-
Gas, Natural	-	-	-	X	-	-	1	-	1	1	1	-	2
Gasohol	2	*	*	-	X	-	1	-	2	1	1	1	1
Gasoline, Aviation	X	-	2	-	-	-	1	-	-	1	1	1	1
Gasoline, Meter	X	*	-	-	-	-	1	X	1	1	1	1	X
Gasoline, Premium	②	*	*	-	X	X	1	-	2	1	1	1	1
Gasoline, Sour	X	X	-	-	-	-	1	-	2	1	1	X	-
Gasoline, Standard	①	*	*	2	X	X	1	-	2	1	1	1	1
Gasoline, Unleaded Under 50% Aromatics	X	*	X	-	X	X	1	-	2	1	1	1	1
Gelatin	1	1	-	-	-	-	1	1	X	1	1	1	-
Glauber's Salt	2	X	-	-	-	-	1	-	1	1	1	-	-
Glucose	1	1	1	-	1	1	1	1	1	1	1	1	1
Glue (Under 120°F)	2	2	2	-	1	1	1	2	2	1	1	2	X
Glycerine, Glycerol	1	1	1	1	1	1	1	1	2	1	1	1	2
Glycol FR Fluids	-	-	-	-	-	-	1	-	1	1	1	1	1
Glycols (Under 120°F)	1	1	1	1	1	1	1	1	2	1	1	1	1
Grease, Ester Base	-	-	-	-	-	-	1	1	1	1	1	1	1

Rating Scale: 1 Excellent 2 Good resistance X Not recommended - Testing recommended	Gates Hose Polymers						Couplings & Adapters						
	Trade Names												
	A	C	C ₂	J	Z								
	Neoprene	Nitrile	Nitrile/PVC	CPE	Hypalon	Urethane (Cover rating only)	PTFE	Nylon	Carbon Steel	Stainless Steel 304	Stainless Steel 316	Aluminum	Brass
Chemical Name													
Grease, Petroleum Base	2	1	2	-	2	1	1	1	1	1	1	1	1
Grease, Silicone Base	-	-	-	-	-	-	1	1	1	1	1	1	1
Green Sulfate Liquor, Under 100°F	2	2	1	2	1	-	1	-	1	1	1	-	-
Gulf FR Fluid G-200	-	1	-	-	-	-	X	1	-	1	1	1	1
Gulf FR Fluid P37, P40, P43, P45, P47	-	X	-	-	-	-	X	1	-	-	-	-	-
H													
Halowax Oil	X	X	X	-	X	-	1	-	-	-	-	-	-
Heptachlor, In Petroleum	-	2	X	-	-	-	1	-	-	-	-	-	-
Heptane (Under 100°F)	②	1	②	1	X	1	1	1	1	1	1	1	1
N-Hexaldehyde	2	X	2	-	-	-	1	-	1	1	1	1	1
Hexane (Under 120°F)	②	1	②	2	1	1	1	1	1	1	1	1	1
Hexene	②	2	-	1	-	-	1	-	-	1	1	1	-
Hexyl Alcohol	1	2	1	1	-	-	1	-	1	1	1	1	2
High Viscosity Lubricant, U4	2	1	-	-	-	-	1	-	-	-	-	-	-
High Viscosity Lubricant, H2	2	1	-	-	-	-	1	-	-	-	-	-	-
Hilo MS #1	X	X	-	-	-	-	-	-	-	-	-	-	-
Houghto-Safe 1010,1055 (Phos. Ester)	X	X	X	1	X	-	1	-	1	1	1	1	1
Houghto-Safe 1115,1120, 1130 (Phos. Ester)	X	X	X	1	X	-	1	-	1	1	1	1	1
Houghto-Safe 271,416,520, 616 (Water/Glycol)	2	1	1	-	-	-	2	1	-	1	1	1	1
Houghto-Safe 620, 625, 640, 525 (Water/Glycol)	1	1	1	-	-	-	2	1	-	1	1	1	1
Houghto-Safe 5046, 5046W (Water/Oil Emulsion)	2	1	-	-	-	-	1	-	1	1	1	1	1
Hy-Chock Oil	-	1	-	-	-	-	1	1	1	1	1	-	-
Hydrafluid 760, Texaco and Houghton	-	1	-	-	-	-	1	1	1	1	1	-	1
Hydrafluid AZR&O, A, B, AA, C	-	1	-	-	-	-	1	1	1	1	1	-	1
Hydrasol A	-	1	-	-	-	-	1	1	1	1	1	-	-
Hydraulic Fluid, Phosphate Ester Base	X	X	X	1	-	X	1	1	1	1	1	1	-
Hydraulic Fluid, Std. Petroleum Oils	2	1	2	1	2	2	1	1	1	1	1	1	1
Hydraulic Fluid, Water Glycol Base	1	1	1	-	-	-	1	1	1	1	1	1	1
Hydraulic Fluid HF - 18, HF - 20	-	1	-	-	-	-	2	1	1	1	1	1	1
Hydraulic Fluid HF - 31	-	-	-	-	-	-	1	1	1	1	1	1	1
Hydraulic Oils, Petroleum	2	1	-	-	-	-	1	1	1	1	1	1	1
Hydraulic Oils, Synthetic	-	X	-	-	-	-	1	-	1	1	1	1	1
Hydraulic Safety Fluid 200 & 300, Texaco	-	1	-	-	-	-	1	1	-	1	1	1	1
Hydrazine	X	X	X	-	-	-	2	1	-	-	-	-	-
Hydro-Drive Oil, Houghton	-	1	-	-	-	-	2	1	-	-	-	-	-
Hydrobromic Acid	X	X	-	-	-	-	1	X	1	1	1	X	-
Hydrobromic Acid, 37%	X	X	X	1	2	X	1	X	1	1	1	X	-
Hydrochloric Acid	2	X	-	-	-	-	1	X	X	X	X	X	X
Hydrochloric Acid, 3 Molar	2	X	-	-	-	-	1	X	X	X	X	X	X
Hydrochloric Acid, Concentrated	X	X	-	-	-	-	1	X	X	X	X	X	X
Hydrochloric Acid, 15%	X	X	X	1	2	X	1	X	X	X	X	X	X
Hydrochloric Acid, 37%	X	-	X	1	2	X	1	X	X	X	X	X	X
Hydrocyanic Acid, 20% Under 100°F	X	X	X	-	2	X	1	1	X	1	1	1	X
Hydrocyanic Acid, 98%	-	-	-	-	-	-	1	-	-	-	-	-	-
Hydrofluoric Acid, 10%	2	2	X	1	1	X	1	X	X	X	X	X	X
Hydrofluoric Acid, 20% (Under 120°F)	2	X	X	1	2	X	1	X	X	X	X	X	X
Hydrofluoric Acid, 48% (Under 120°F)	2	X	X	1	2	X	1	X	X	X	X	X	X
Hydrofluoric Acid, 70%	-	X	X	-	2	X	1	X	X	X	X	X	X
Hydrofluoric Acid, Concentrated	X	X	X	1	2	X	1	X	X	X	X	X	X
Hydrofluoric Acid, Anhydrous	-	X	-	-	-	-	1	-	-	-	-	-	-
Hydrofluosilicic	X	X	X	X	-	-	1	X	X	X	X	X	1
Hydrogen	1	1	-	1	-	-	1	-	X	X	X	1	-

○ Cover stock rating only; Rating for tube stock "X"

*Use Gates fuel hose or contact Denver Product Applications Department.





Chemical Resistance Table

Rating Scale: 1 Excellent 2 Good resistance X Not recommended - Testing recommended	Gates Hose Polymers						Couplings & Adapters				
	A	C	C2	J	Z		Carbon Steel	Stainless Steel 304	Stainless Steel 316	Aluminum	Brass
	Trade Names										
	Neoprene Nitrile	Nitrile/PVC	CPE	Hypalon	Urethane (cover rating only)	PTFE					
Chemical Name											
Hydrogen Chloride Gas	-	-	-	1	-	-	1	1	1	-	-
Hydrogen Cyanide Gas	-	-	-	-	-	-	-	-	-	1	-
Hydrogen Fluoride (Under 100°F)	-	X	-	-	-	-	1	2	2	1	-
Hydrogen Peroxide, Dilute	1	2	-	-	-	1	1	1	-	1	X
Hydrogen Peroxide, 10%	X	1	X	1	2	X	1	X	X	2	1
Hydrogen Peroxide, 30%	X	2	X	1	2	X	1	X	X	2	1
Hydrogen Peroxide, 70%	X	X	X	1	-	X	1	X	X	2	1
Hydrogen Peroxide, 90%	X	X	-	-	-	-	1	-	X	2	1
Hydrogen Sulfide	2	X	-	-	-	-	1	1	2	2	1
Hydrogen Sulfide Aqueous Solution	2	X	-	-	-	-	1	-	X	-	X
Hydrogen Sulfide, Gas	-	-	-	-	-	-	-	-	-	-	-
Hydrolube, Water Glycol	2	1	-	-	-	X	1	-	1	1	1
Hydrolubric Oil, Houghton	-	2	-	-	-	2	1	1	-	-	-
Hydroquinone	X	-	-	-	X	-	1	-	-	1	2
Hylkil No.6 (33%); Water (67%)	-	2	-	-	-	-	1	-	-	-	-
Hypochlorous Acid (Under 120°F)	X	X	X	-	2	-	1	1	2	2	2
Hypoid Grease (Parapoid 10-C)	-	1	-	-	-	-	1	-	-	-	-
I											
Imol, Imol S150, S220, S300, S500	-	1	-	-	-	2	1	1	1	1	1
Industron 53	-	1	-	-	-	-	1	-	-	-	-
Ink (Printers)	1	1	-	-	-	-	1	1	2	2	1
Ink Oil	-	2	-	-	-	-	1	-	1	1	-
Insulating Oil (Transformer)	2	1	2	-	X	-	1	-	1	1	1
Isobutyl Alcohol	2	2	2	1	-	-	1	1	1	1	2
Iodine (Under 100°F)	X	X	-	1	2	X	1	1	2	2	X
Iodine, In Alcohol	2	-	-	-	X	1	-	-	-	X	-
Iodine Pentafluoride	X	X	-	-	-	-	1	-	X	2	2
Isooctane	1	1	2	2	1	2	1	1	1	1	2
Isooctyl Thiogluconate	-	-	-	-	-	-	1	-	-	-	-
Isobutane - WET	X	X	X	-	X	1	X	X	1	1	2
Isopropyl Acetate	X	X	X	-	X	2	1	1	2	2	1
Isopropyl Alcohol (Isopropanol)	2	2	2	1	2	2	1	1	1	1	2
Isopropyl Ether	X	X	X	-	-	-	1	1	1	1	1
J											
Fuel JP-3 (Under 100°F)	Ⓢ 1	Ⓢ 1	Ⓢ 2	-	X	2	1	1	1	1	2
Jet Fuel JP-4 (Under 100°F)	Ⓢ 1	Ⓢ 2	-	X	-	1	1	1	1	1	2
Jet Fuel JP-5	X	1	X	-	X	-	1	1	2	1	1
Jet Fuel JP-6	X	1	X	-	X	-	1	1	2	1	1
Jet Fuel JP-x	2	1	X	-	X	-	1	1	2	1	1
K											
Kerosene	X	1	Ⓢ 1	X	-	1	1	1	1	1	1
Ketchup	1	1	-	-	-	-	1	1	-	-	-
Ketones	X	X	X	-	X	X	1	1	1	2	1
L											
Lacquer Solvents	X	X	X	-	X	2	1	1	1	1	1
Lacquers	X	X	X	-	X	-	1	1	X	1	1
Lactic Acid	1	X	X	-	1	X	1	-	X	2	1
Lactic Acid (5%)	2	1	-	-	-	-	1	1	X	2	1
Lactic Acid (5% Boiling)	X	X	-	-	-	-	1	-	X	2	1
Lactic Acid (10% Boiling)	X	X	-	-	-	-	1	-	X	2	1
Lactol	2	2	2	-	-	-	1	-	1	1	1
Lard	2	1	-	1	-	-	1	1	1	1	X
Lasso (Ag Spray)	-	-	-	-	-	-	1	1	-	-	-
Latex	1	1	-	-	X	-	1	1	1	1	1
Lead Acetate	X	X	-	1	2	1	1	-	2	2	2
Lead Arsenate	2	2	-	-	-	-	1	-	1	1	-
Lead Nitrate	2	2	-	-	1	1	1	-	1	2	2
Lead Sulfate	1	1	-	1	2	-	1	-	1	1	-

○ Cover stock rating only; Rating for tube stock "X"
 *Use Gates fuel hose or contact Denver Product Applications Department.

Rating Scale: 1 Excellent 2 Good resistance X Not recommended - Testing recommended	Gates Hose Polymers						Couplings & Adapters				
	A	C	C2	J	Z		Carbon Steel	Stainless Steel 304	Stainless Steel 316	Aluminum	Brass
	Trade Names										
	Neoprene Nitrile	Nitrile/PVC	CPE	Hypalon	Urethane (cover rating only)	PTFE					
Chemical Name											
Lead, Tetraethyl (Under 100°F)	X	2	X	-	X	-	1	2	-	-	-
Lead, Tetramethyl	X	2	X	-	X	1	1	-	-	-	-
Lecithin	2	X	-	-	-	-	1	-	-	1	1
Ligroin (Petroleum Ether, Under 120°F)	X	1	-	-	X	-	1	-	2	1	1
Lime (Chlorinated, Free Chlorine 20%)	-	1	-	1	-	1	-	-	-	2	-
Lime Bleach (Under 100°F)	X	2	X	-	X	-	-	-	X	2	1
Lime Sulphur	1	X	-	-	-	-	2	1	2	1	1
Lime Sulfur (Under 135°F)	1	X	X	-	2	-	2	1	2	1	1
Lindane (Ag Spray)	-	-	-	-	-	-	1	1	-	1	-
Linoleic Acid	X	2	X	-	-	-	1	-	X	2	1
Linseed Oil	X	1	-	-	-	-	1	1	1	1	2
Linseed Oil (Boiled)	2	2	1	1	1	1	1	-	2	1	1
Lubricating Oil (SAE 10, 20, 30, 40, 50)	2	2	-	-	-	-	1	1	1	1	1
Lubricating Oils (Diester, Under 135°F)	X	2	X	-	-	X	1	1	1	1	1
M											
Machine Oil (Under 135°F)	1	1	2	-	2	-	1	1	1	1	1
Magnesium Carbonate	1	1	1	-	1	1	1	-	2	2	1
Magnesium Chloride	1	1	1	1	1	1	1	1	X	2	1
Magnesium Hydroxide	2	2	2	1	1	X	1	-	1	1	1
Magnesium Nitrate	2	2	2	-	1	-	1	-	2	2	2
Magnesium Sulfate	2	2	2	1	1	1	1	1	2	2	2
Malathion (Ag Spray Dilute)	-	2	-	-	-	-	1	1	1	1	-
Maleic Acid	2	X	-	-	-	-	1	-	2	2	1
Malic Acid	-	-	-	-	-	-	1	-	2	2	1
Manganese Salts	-	1	1	-	1	-	1	-	-	-	-
Maxmul (Penzoil Hydraulic Fluid)	2	1	2	-	-	-	1	-	1	-	-
Mercuric Chloride	1	2	2	1	1	2	1	X	X	1	1
Mercuric Cyanide	1	2	2	-	1	-	-	-	2	2	X
Mercurous Nitrate (Under 120°F)	1	2	2	-	1	-	1	-	1	1	X
Mercury	1	2	2	1	1	2	1	1	1	1	X
Mesityl Oxide	X	X	X	2	X	X	1	-	1	1	1
Methane	2	1	-	-	-	-	1	-	-	1	-
Methoxychlor (Insecticide)	-	-	-	-	-	-	1	X	1	1	-
Methyl Acetate	X	X	X	1	X	-	1	-	1	1	1
Methyl Acrylate	X	X	X	-	X	-	1	-	1	1	1
Methyl Alcohol	1	1	1	1	-	-	1	1	1	1	2
Methyl Amine (25% Aqueous Solution)	2	X	-	-	-	-	1	-	1	1	1
Methyl Amine (60%)	2	2	-	-	-	-	1	2	1	1	1
Methyl Amine (99%)	X	X	-	-	-	-	1	-	1	1	1
Methyl Bromide	X	X	X	-	X	X	1	1	1	1	X
Methyl Butyl Ketone (MBK)	X	X	X	2	X	-	1	-	1	1	1
Methyl Cellosolve (Under 100°F)	2	X	-	1	X	-	1	-	2	2	2
Methyl Chloride	X	X	X	X	X	-	1	1	1	1	-
Methyl Ethyl Ketone (MEK)	X	X	X	2	X	X	1	1	1	1	2
Methyl Formate	2	X	X	-	X	-	1	-	2	1	1
Methyl Isobutyl Ketone (MIBK, 100°F)	X	X	X	2	X	X	1	1	1	1	1
Methyl Isopropyl Ketone	X	X	X	2	X	X	1	1	1	1	1
Methyl Methacrylate	X	X	X	2	2	-	1	-	2	2	-
Methyl Salicylate	2	2	2	-	-	-	1	-	1	1	1
Methyl Sulfate (Dimethyl, Under 100°F)	X	X	X	-	X	1	1	1	1	1	-
Methylene Chloride	X	X	X	X	X	-	1	X	1	1	1
Methylene Dichloride	X	X	X	-	-	-	1	1	1	1	X
Mineral Oil (Under 120°F)	1	1	1	1	1	1	1	1	1	1	2
Mineral Spirits	-	1	2	-	X	-	1	-	1	1	2

EQUIPMENT
HOSE/CPLG. SELECTION
TECH. DATA
EXT. & VERY HIGH PRESS. HOSE
GS CPLGS.
PCM CPLGS.
PCS CPLGS.
HIGH & MED. PRESS. HOSE
MEGACRIMP® CPLGS.
PC CPLGS.
FIELD ATTACHABLE CPLGS.
AIR BRAKE HOSE & CPLGS.
MEGATECH® C5 HOSE & CPLGS.
LOW PRESS. HOSE & CPLGS.
C14 HOSE & CPLGS.
POLARSEAL® HOSE & CPLGS.
PWR. STG. HOSE & CPLGS.
THERMO-PLASTIC HOSE & CPLGS.
ADAPTERS
QUICK DISCONNECT CPLGS.
ACCESSORIES & ASSORTMENTS
PART NUMBER INDEXES



Chemical Resistance Table

EQUIPMENT	HOSE/CPLG. SELECTION	TECH. DATA	EXT. & VERY HIGH PRESS. HOSE	GS CPLGS.	PCM CPLGS.	PCS CPLGS.	HIGH & MED. PRESS. HOSE	MEGACRIMP® CPLGS.	PC CPLGS.	FIELD ATTACHABLE CPLGS.	AIR BRAKE HOSE & CPLGS.	MEGATECH™ C5 HOSE & CPLGS.	LOW PRESS. HOSE & CPLGS.	C14 HOSE & CPLGS.	POLARSEAL® HOSE & CPLGS.	PWR. STG. HOSE & CPLGS.	THERMO-PLASTIC HOSE & CPLGS.	ADAPTERS	QUICK DISCONNECT CPLGS.	ACCESSORIES & ASSORT-MENTS	PART NUMBER INDEXES	Rating Scale:																																							
																						1 Excellent										2 Good resistance										X Not recommended										- Testing recommended									
																						Gates Hose Polymers										Couplings & Adapters										Gates Hose Polymers										Couplings & Adapters									
																						Trade Names										Trade Names										Trade Names										Trade Names									
A C C ₂ J Z										A C C ₂ J Z										A C C ₂ J Z										A C C ₂ J Z																															
Neoprene Nitrile PVC CPE Hypalon Urethane (cover rating only) PTFE Nylon										Carbon Steel Stainless Steel 304 Stainless Steel 316 Aluminum Brass										Neoprene Nitrile PVC CPE Hypalon Urethane (cover rating only) PTFE Nylon										Carbon Steel Stainless Steel 304 Stainless Steel 316 Aluminum Brass																															
Chemical Name																																																													
Mobile Therm 603																						-	1	-	-	-	1	-	-	1	1	1	1	1	1	1	1	1	1	1	1																				
Molasses (Under 120°F)																						2	2	2	-	1	1	1	1	-	2	1	1	1	2	X	-	-	-	-	-																				
Monochlorobenzene																						X	X	X	X	X	X	1	-	1	-	1	1	1	X	1	-	-	-	-	-																				
Monoethanolamine																						X	2	-	1	X	-	1	-	-	1	1	1	2	1	-	-	-	-	-	-																				
Morpholine (Pure Additive)																						-	-	-	-	-	-	1	-	-	1	1	-	-	-	-	-	-	-	-	-																				
Motor Oils (Under 135°F)																						2	1	2	1	2	2	1	1	-	1	1	1	1	1	-	-	-	-	-	-																				
Mould Oil																						-	-	-	-	-	-	1	-	-	1	1	1	-	-	-	-	-	-	-	-																				
Muriatic Acid (Hydrochloric)																						X	X	X	1	2	X	1	X	-	X	X	X	X	X	-	-	-	-	-	-																				
Mustard																						1	2	1	-	1	-	1	-	-	X	1	1	2	-	-	-	-	-	-	-																				
N																																																													
Naphtha (Low Aromatic Content)																						X	2	X	1	X	-	1	1	-	2	1	1	1	1	-	-	-	-	-	-																				
Naphthalene (Tar Camphor)																						X	X	X	1	X	-	1	1	-	1	1	1	1	1	-	-	-	-	-	-																				
Naphthalene																						X	X	X	-	X	-	1	-	-	1	1	1	-	1	-	-	-	-	-	-																				
Naphthenic Acid																						-	2	-	-	-	-	1	-	-	2	1	-	-	-	-	-	-	-	-	-																				
Natural Gas																						-	-	-	-	-	-	1	-	-	1	1	1	-	2	-	-	-	-	-	-																				
Nickel Acetate																						-	-	-	-	-	-	1	-	-	1	1	1	1	-	-	-	-	-	-	-																				
Nickel Chloride																						2	2	2	1	2	-	1	1	-	1	1	1	1	1	-	-	-	-	-	-																				
Nickel Nitrate																						2	2	2	1	2	-	1	1	-	2	2	2	X	-	-	-	-	-	-	-																				
Nickel Plating Solution																						-	2	-	-	2	X	1	-	-	-	1	1	-	-	-	-	-	-	-	-																				
Nickel Salts																						2	-	1	-	-	-	1	-	-	-	-	-	-	-	-	-	-	-	-	-																				
Nicotine Salts																						-	-	-	-	-	1	1	-	-	1	X	2	-	-	-	-	-	-	-	-																				
Nitric Acid																						X	X	-	-	-	-	1	-	-	X	1	1	-	X	-	-	-	-	-	-																				
Nitric Acid, 3 Molar																						X	X	-	-	-	-	1	-	-	X	1	1	-	X	-	-	-	-	-	-																				
Nitric Acid, Concentrated (Boiling)																						X	X	-	-	-	-	1	X	-	X	2	2	X	X	-	-	-	-	-	-																				
Nitric Acid, Inhibited Red Fuming (IRFNA)																						X	X	-	-	-	-	1	-	-	X	1	1	1	X	-	-	-	-	-	-																				
Nitric Acid, Red Fuming (RFNA)																						X	X	X	-	X	X	1	X	-	X	2	2	2	X	-	-	-	-	-	-																				
Nitric Acid, 5% To 10%																						X	X	X	1	2	X	1	X	-	X	2	2	1	X	-	-	-	-	-	-																				
Nitric Acid, 20%																						X	X	X	1	2	X	1	X	-	X	2	2	X	X	-	-	-	-	-	-																				
Nitric Acid, 50% (Boiling)																						X	X	X	X	X	X	1	X	-	X	2	2	X	X	-	-	-	-	-	-																				
Nitric Acid, 65% (Boiling)																						X	X	X	X	X	X	1	X	-	X	2	2	X	X	-	-	-	-	-	-																				
Nitric Acid & Hydrochloric Acid																						-	X	-	-	-	-	1	-	-	X	X	X	X	-	-	-	-	-	-	-																				
Nitrobenzene (Under 100°F)																						X	X	X	2	X	X	1	2	-	1	1	1	1	1	-	-	-	-	-	-																				
Nitroethane																						X	X	X	1	2	-	1	-	-	1	1	1	1	1	-	-	-	-	-	-																				
Nitrogen																						1	1	2	1	1	1	1	1	-	1	1	1	1	1	-	-	-	-	-	-																				
Nitrogen Oxide Up To 50% (Under 100°F)																						1	1	2	1	1	-	1	1	-	1	1	1	-	X	-	-	-	-	-	-																				
Nitromethane																						X	X	X	-	-	-	1	1	-	1	1	1	1	1	-	-	-	-	-	-																				
Nitropropane																						X	X	X	-	-	-	1	1	-	1	1	1	1	1	-	-	-	-	-	-																				
Nyvac 20 (WG), 30 (WG)																						-	1	-	-	-	-	1	-	-	1	1	1	1	1	-	-	-	-	-	-																				
Nyvac FR Fluid																						-	1	-	-	-	-	1	-	-	1	1	1	1	1	-	-	-	-	-	-																				
Nyvac FR200 Fluid																						-	1	-	-	-	-	1	-	-	1	1	1	1	1	-	-	-	-	-	-																				
N-Octane																						X	2	-	1	X	-	-	-	-	1	1	1	-	1	-	-	-	-	-	-																				
O																																																													
Octyl Alcohol																						2	2	2	1	-	-	1	1	-	1	1	1	-	2	-	-	-	-	-	-																				
Oils, Crude																						X	2	-	-	-	-	1	-	-	1	-	-	-	-	-	-	-	-	-	-																				
Oil (SAE, Under 100°F)																						1	1	1	1	2	1	1	1	-	1	1	1	1	1	-	-	-	-	-	-																				
Oleic Acid (Under 120°F)																						2	2	2	1	2	1	1	-	-	2	2	1	2	-	-	-	-	-	-	-																				
Oleum																						X	X	X	X	X	-	1	X	-	-	-	1	-	-	-	-	-	-	-	-																				
Olive Oil																						X	2	2	2	X	-	1	-	-	2	1	1	1	2	-	-	-	-	-	-																				
OS 45 Type III (OS45)																						1	2	-	-	-	-	1	-	-	-	-	-	-	-	-	-	-	-	-	-																				
OS 45 Type IV (OS45-1)																						1	2	-	-	-	-	1	-	-	-	-	-	-	-	-	-	-	-	-	-																				
OS 70																						1	2	-	-	-	-	1	-	-	-	-	-	-	-	-	-	-	-	-	-																				
Oxalic Acid (5%, Hot And Cold)																						2	2	-	-	-	-	1	2	-	X	2	1	1	X	-	-	-	-	-	-																				
Oxalic Acid (10%)																						2	2	-	-	-	-	1	2	-	X	2	1	1	X	-	-	-	-	-	-																				
Oxalic Acid (10% Boiling)																						X	X	-	-	-	-	1	-	-	X	X	X	X	X	-	-	-	-	-	-																				
Oxalic Acid																						X	X	X	1	2	X	1	X	-	X	2	1	2	X	-	-	-	-	-	-																				
Oxygen, Gaseous																						-	-	-	-	-	-	1	-	-	1	1	1	1	1	-	-	-	-	-	-																				
Ozone (Dry)																						2	X	2	1	2	1	1	2	-	1	1	1	1	1	-	-	-	-	-	-																				
Ozone (Wet)																						-	X	-	-	-	-	1	-	-	X	2	1	2	-	-	-	-	-	-	-																				

○ Cover stock rating only; Rating for tube stock "X" *Use Gates fuel hose or contact Denver Product Applications Department.



Chemical Resistance Table

Rating Scale: 1 Excellent 2 Good resistance X Not recommended - Testing recommended	Gates Hose Polymers						Couplings & Adapters						
	Trade Names												
	A	C	C ₂	J	Z		Carbon Steel		Stainless Steel 304	Stainless Steel 316	Aluminum	Brass	
	Neoprene	Nitrile	Nitrile/PVC	CPE	Hypalon	Urethane (Cover rating only)	PTFE	Nylon	Carbon Steel	Stainless Steel 304	Stainless Steel 316	Aluminum	Brass
Chemical Name	Neoprene	Nitrile	Nitrile/PVC	CPE	Hypalon	Urethane (Cover rating only)	PTFE	Nylon	Carbon Steel	Stainless Steel 304	Stainless Steel 316	Aluminum	Brass
Potassium Chlorate	1	1	-	-	-	2	1	1	2	2	2	2	-
Potassium Chloride (1% To 5%)	1	1	-	1	-	2	1	1	1	2	2	X	X
Potassium Chloride (Boiling)	-	-	-	-	-	1	-	-	-	2	2	-	X
Potassium Cyanide	1	1	-	1	-	-	1	1	2	1	1	X	X
Potassium Dichromate	1	1	-	1	-	-	1	2	1	2	2	2	-
Potassium Ferrocyanide	-	-	-	-	-	1	-	2	1	1	2	-	-
Potassium Fluoride	-	-	-	-	-	1	-	-	-	-	-	-	-
Potassium Hydroxide	2	2	-	-	-	1	-	1	1	1	-	-	-
Potassium Hydroxide (5%)	1	1	-	-	-	1	1	2	2	2	X	X	-
Potassium Hydroxide (27% Boiling)	-	-	-	-	-	1	-	2	2	1	X	X	-
Potassium Hydroxide (30%, Caustic Potash)	-	-	-	1	-	-	1	-	-	-	-	-	-
Potassium Hydroxide (50% Boiling)	-	-	-	-	-	1	-	2	2	2	X	X	-
Potassium Hydroxide (70%)	-	X	-	-	-	1	-	-	-	-	X	X	-
Potassium Hydroxide (70% Hot)	-	-	-	-	-	1	-	X	-	-	X	X	-
Potassium Iodide	1	1	-	1	-	1	1	1	2	2	-	-	-
Potassium Nitrate	1	1	-	1	-	1	1	1	1	2	2	2	-
Potassium Nitrate (1% To 5%)	1	1	-	-	-	1	-	1	1	1	1	2	-
Potassium Permanganate	1	2	-	-	-	1	2	1	2	2	2	-	-
Potassium Permanganate (5%)	1	1	-	-	-	1	1	1	1	1	1	-	-
Potassium Persulfate	-	-	-	-	-	1	-	-	-	-	-	-	-
Potassium Phosphate	1	-	-	1	-	1	-	X	2	2	X	-	-
Potassium Sulfate	1	1	-	1	-	1	1	1	2	2	1	-	-
Potassium Sulfate - 1% & 5%	1	1	-	-	-	1	1	1	1	1	1	X	-
Potassium Sulfide	1	1	-	-	-	1	-	2	2	2	-	-	-
Potassium Sulfite	1	1	-	1	-	1	-	1	1	1	1	-	-
Potassium Thiosulfate	1	-	-	1	-	1	-	-	-	-	-	-	-
Primatol A, S, P (Ag Spray)	-	-	-	-	-	1	-	-	-	-	-	-	-
Propane Gas	X	X	-	-	-	X	1	-	1	1	1	-	1
Propionic Acid	X	X	-	-	-	1	-	1	-	2	2	-	-
Propyl Acetate	X	X	-	2	-	-	1	-	-	-	-	-	-
Propyl Alcohol	1	1	2	1	-	X	1	1	1	1	1	-	2
Propylene (Liquid Or Gas, Ambient)	X	X	-	1	-	-	1	2	1	1	1	-	-
Propylene Dichloride	-	-	-	-	-	1	-	1	2	1	X	-	-
Propylene Glycol	1	1	-	1	1	1	1	2	1	1	1	-	-
Propylene Oxide	X	X	-	-	-	-	-	2	1	1	2	-	-
Purina Insecticide	X	X	-	-	-	1	2	1	1	1	1	2	-
Puropale RX Oils	-	1	-	-	-	2	1	1	1	1	1	1	-
Pyranol, Transformer Oil	2	1	-	-	-	1	-	1	1	1	1	-	-
Pydraul	X	X	-	-	-	1	-	-	-	-	-	-	-
Pydraul 10E, 29E-LT, 30E, 60, 65E, 115E	X	X	-	2	-	-	1	-	1	1	1	1	1
Pydraul 135	-	X	-	2	-	-	1	2	1	1	1	-	-
Pydraul 150	X	X	X	2	X	2	1	2	1	1	1	1	1
Pydraul 280	X	X	X	2	X	2	1	2	1	1	1	-	-
Pydraul 312	X	X	X	2	-	2	1	1	1	1	1	-	-
Pydraul 50E	-	-	-	2	-	2	1	1	1	1	1	-	-
Pydraul 540	X	X	X	2	X	X	1	X	1	1	1	-	-
Pydraul 625	X	X	X	2	X	2	1	2	1	1	1	-	-
Pydraul A-200	X	X	X	2	X	X	1	2	1	1	1	-	-
Pydraul F-9	X	X	X	2	X	2	1	1	1	1	1	-	-
Pyridine (50%)	X	X	-	-	X	1	1	-	1	1	1	1	1
Pyrogard 160, 230, 630	-	-	-	-	-	1	-	1	1	1	-	-	-
Pyrogard 51, 53, 55	-	X	-	-	-	1	-	1	1	1	-	-	-
Pyrogard C, D	-	1	-	-	-	2	1	1	1	1	1	1	1
Q													
Quench Oil	2	2	-	-	-	1	-	-	1	1	1	-	-
Quintolubric 822	2	1	-	-	-	1	-	1	1	1	1	1	1

○ Cover stock rating only; Rating for tube stock "X"
*Use Gates fuel hose or contact Denver Product Applications Department.

Rating Scale: 1 Excellent 2 Good resistance X Not recommended - Testing recommended	Gates Hose Polymers						Couplings & Adapters						
	Trade Names												
	A	C	C ₂	J	Z		Carbon Steel		Stainless Steel 304	Stainless Steel 316	Aluminum	Brass	
	Neoprene	Nitrile	Nitrile/PVC	CPE	Hypalon	Urethane (Cover rating only)	PTFE	Nylon	Carbon Steel	Stainless Steel 304	Stainless Steel 316	Aluminum	Brass
Chemical Name	Neoprene	Nitrile	Nitrile/PVC	CPE	Hypalon	Urethane (Cover rating only)	PTFE	Nylon	Carbon Steel	Stainless Steel 304	Stainless Steel 316	Aluminum	Brass
R													
Ramrod (Ag Spray)	-	-	-	-	-	-	1	1	1	1	1	1	1
Rando Oils	-	1	-	-	-	2	1	1	1	1	1	1	1
Rape Seed Oil	2	X	-	-	X	-	1	2	1	1	1	1	1
Red Oil (Comm. Oleic Acid, MIL-H-5606)	2	2	2	1	2	-	1	1	2	2	1	1	2
Refined Wax (Petroleum)	2	1	2	-	-	2	1	1	1	1	1	1	-
Regal Oils R&O	-	1	-	-	-	2	1	1	1	1	1	1	1
Richfield Weed Killer	X	2	-	-	X	-	1	-	-	-	-	-	-
Round Up	2	2	-	-	-	-	1	1	2	1	1	1	1
Rubilene Oils	-	1	-	-	-	2	1	1	-	-	-	-	-
S													
Salicylic Acid	1	X	-	-	-	-	1	1	1	1	1	2	-
Salt Water (Sea Water)	2	2	2	-	2	1	1	1	2	1	1	X	2
Santosafe W-G15, W-G20, W-G30	-	1	-	-	-	2	1	1	1	1	1	1	1
Santo Safe 300	X	X	-	-	-	-	1	-	1	1	1	1	-
Sevin	-	-	-	-	-	-	1	1	-	-	-	-	-
Sewage	2	2	2	1	2	-	1	1	X	1	1	2	1
SFR Fluid B (Shell)	-	X	-	-	-	-	1	-	-	-	-	-	-
SFR Fluid C (Shell)	-	X	-	-	-	-	1	-	-	-	-	-	-
Shellac	2	1	-	-	-	-	1	1	1	1	1	1	-
Shellac (Bleached)	2	1	-	-	-	-	1	1	1	1	1	2	-
Shellac (Orange)	2	1	-	-	-	-	1	1	1	1	1	2	-
Silicone Greases	2	2	2	-	2	-	1	1	1	1	1	1	1
Silicone Oils	2	2	2	-	2	-	1	1	1	1	1	1	1
Silver Cyanide	1	-	-	-	-	-	1	-	1	1	1	X	-
Silver Nitrate	1	1	1	1	1	-	1	1	2	1	1	1	2
Skydrol 500A& 7000	X	X	X	2	X	-	1	1	1	1	1	1	-
Soap Oil	X	X	-	-	X	-	1	-	1	1	1	-	-
Soap Solutions	2	1	2	1	1	1	1	1	1	1	1	1	1
Soda Ash (Sodium Carbonate)	1	1	1	1	1	1	1	1	1	1	1	X	2
Soda Water	-	-	-	-	-	-	1	1	-	-	-	-	-
Sodium Acetate	X	X	X	1	X	2	1	1	1	1	1	1	1
Sodium Benzoate	-	-	-	-	-	-	1	1	-	-	-	-	-
Sodium Bicarbonate	1	1	1	1	1	1	1	1	2	1	1	2	2
Sodium Bisulfate (Niter Cake)	1	1	1	1	1	1	1	1	X	2	1	X	X
Sodium Bisulfite	1	1	1	1	1	1	1	1	2	1	1	2	-
Sodium Borate	1	1	1	1	1	1	1	1	1	1	1	-	-
Sodium Carbonate	1	1	1	1	1	1	1	1	2	2	2	X	2
Sodium Chlorate	2	1	-	-	-	1	1	1	2	2	2	X	-
Sodium Chloride	1	1	1	1	1	1	1	1	2	2	1	X	X
Sodium Chloride - 2%	1	1	-	-	-	-	1	1	2	2	1	X	X
Sodium Chloride - 5%	1	1	-	-	-	-	1	1	-	2	1	X	X
Sodium Chloride - 5% @ 150°F	1	1	-	-	-	-	1	1	-	2	1	-	X
Sodium Chloride Saturated	1	1	-	-	-	-	1	1	-	1	1	X	-
Sodium Chloride Saturated (Boiling)	-	-	-	-	-	-	1	-	-	2	1	X	-
Sodium Chloride Slurry	-	-	-	-	-	-	1	-	-	-	-	-	-
Sodium Cyanide	1	1	1	1	1	1	1	1	2	1	1	X	X
Sodium Dichromate	2	1	-	1	2	1	1	1	-	-	-	-	-
Sodium Ferricyanide	-	-	-	-	-	-	1	-	2	2	2	-	-
Sodium Ferrocyanide	-	-	-	-	-	-	1	-	-	-	-	-	-
Sodium Fluoride	-	1	-	-	-	-	1	-	2	2	2	-	-
Sodium Fluoride (5%)	-	1	-	-	-	-	1	1	2	2	2	-	-
Sodium Fluoride (70%)	-	-	-	-	-	-	1	-	-	-	2	-	-
Sodium Hydrosulfide	1	X	-	-	-	-	1	-	-	-	-	-	-
Sodium Hydrosulfite	-	-	-	-	-	-	1	-	-	-	-	-	-
Sodium Hydroxide	2	2	-	-	-	-	1	-	2	-	-	-	X
Sodium Hydroxide (3 Molar)	2	2	-	-	-	-	1	-	-	-	-	-	X
Sodium Hydroxide (10%)	-	-	-	1	-	-	1	-	-	-	-	-	-

- EQUIPMENT
- HOSE/CPLG. SELECTION
- TECH. DATA
- EXT. & VERY HIGH PRESS. HOSE
- GS CPLGS.
- PCM CPLGS.
- PCS CPLGS.
- HIGH & MED. PRESS. HOSE
- MEGACRIMP® CPLGS.
- PC CPLGS.
- FIELD ATTACHABLE CPLGS.
- AIR BRAKE HOSE & CPLGS.
- MEGATECH® C5 HOSE & CPLGS.
- LOW PRESS. HOSE & CPLGS.
- C14 HOSE & CPLGS.
- POLARSEAL® HOSE & CPLGS.
- PWR. STG. HOSE & CPLGS.
- THERMO-PLASTIC HOSE & CPLGS.
- ADAPTERS
- QUICK DISCONNECT CPLGS.
- ACCESSORIES & ASSORTMENTS
- PART NUMBER INDEXES





Chemical Resistance Table

EQUIPMENT
HOSE/CPLG. SELECTION
TECH. DATA
EXT. & VERY HIGH PRESS. HOSE
GS CPLGS.
PCM CPLGS.
PCS CPLGS.
HIGH & MED. PRESS. HOSE
MEGACRIMP® CPLGS.
PC CPLGS.
FIELD ATTACHABLE CPLGS.
AIR BRAKE HOSE & CPLGS.
MEGATECH®/C5 HOSE & CPLGS.
LOW PRESS. HOSE & CPLGS.
C14 HOSE & CPLGS.
POLARSEAL® HOSE & CPLGS.
PWR. STG. HOSE & CPLGS.
THERMO-PLASTIC HOSE & CPLGS.
ADAPTERS
QUICK DISCONNECT CPLGS.
ACCESSORIES & ASSORT-MENTS
PART NUMBER INDEXES

Rating Scale: 1 Excellent 2 Good resistance X Not recommended - Testing recommended	Gates Hose Polymers						Couplings & Adapters						
	Trade Names												
	A	C	C2	J	Z								
	Neoprene	Nitrile	Nitrile/PVC	CPE	Hypalon	Urethane (cover rating only)	PTFE	Nylon	Carbon Steel	Stainless Steel 304	Stainless Steel 316	Aluminum	Brass
Chemical Name													
Sodium Hydroxide (20% Cold)	1	2	-	-	-	1	1	1	1	X	X		
Sodium Hydroxide (20% Hot)	1	X	-	-	-	1	-	2	1	1	X	X	
Sodium Hydroxide (40%)	1	2	2	1	1	-	1	2	2	1	X	X	
Sodium Hydroxide (50% Cold)	2	X	X	1	1	-	1	2	2	2	X	X	
Sodium Hydroxide (50% Hot)	-	-	-	1	2	-	1	X	2	2	X	X	
Sodium Hydroxide (60%)	2	X	X	1	2	-	1	X	X	2	X	X	
Sodium Hydroxide (70% Cold)	1	2	-	-	-	1	-	-	-	2	X	X	
Sodium Hydroxide (70% Hot)	-	-	-	-	-	1	-	-	-	-	-	-	
Sodium Hydroxide (80% Hot)	1	X	-	-	-	1	-	X	X	X	X	X	
Sodium Hypochlorite	1	X	-	-	-	1	-	X	X	X	X	-	
Sodium Hypochlorite, 5%	-	X	X	1	1	X	1	1	X	X	2	X	X
Sodium Hypochlorite, 20%	X	X	X	1	1	X	1	2	X	X	2	X	X
Sodium Hyposulfate	X	-	-	-	-	1	-	X	1	1	X	-	
Sodium Metaphosphate	2	2	2	1	2	-	1	1	X	1	1	X	
Sodium Nitrate	X	X	-	1	2	1	1	1	1	2	2	2	
Sodium Perborate	X	X	-	-	X	-	1	2	X	1	1	1	X
Sodium Peroxide (Sodium Dioxide)	1	2	1	2	1	-	1	X	X	1	1	1	X
Sodium Phosphate	X	1	-	1	-	1	1	1	2	1	1	X	X
Sodium Phosphate (Mono)	1	1	-	-	-	1	-	-	-	-	-	-	-
Sodium Phosphate (Dibasic)	2	1	-	-	-	1	-	-	-	-	-	-	-
Sodium Phosphate (Tribasic)	2	1	-	-	-	1	-	-	-	-	-	-	-
Sodium Silicate	1	1	-	1	2	1	1	1	1	1	1	-	1
Sodium Silicate (Hot)	1	1	-	-	-	1	-	2	2	2	X	X	
Sodium Sulfate	1	1	-	1	1	1	1	1	2	1	1	-	2
Sodium Sulfide	1	1	-	1	1	1	1	1	X	X	2	X	X
Sodium Sulfide, Saturated	1	1	-	-	-	1	1	1	2	2	1	X	X
Sodium Sulfite	2	2	2	1	2	1	1	2	1	1	1	-	X
Sodium Sulfite, 5%	1	1	-	-	-	1	-	1	1	1	1	-	-
Sodium Sulfite, 10% @ 150°F	1	1	-	-	-	1	-	2	2	2	2	-	-
Sodium Thiosulfate (HPO, Antichlor)	1	1	1	1	1	1	1	1	X	1	1	2	X
Sodium Tripolyphosphate (STPP)	-	-	-	-	-	1	-	-	1	1	X	X	
Solnus Oils	-	1	-	-	-	2	1	1	1	1	1	1	1
Sour Crude Oil	-	-	-	-	-	1	-	-	-	-	-	-	-
Soybean Oil	2	2	2	-	2	-	1	1	1	1	1	-	-
Spent Acid	-	-	-	-	2	-	1	-	-	1	1	-	-
Stannic Chloride	X	2	2	1	X	-	1	X	X	X	X	X	X
Stannic Chloride, 50%	X	1	-	-	-	1	-	X	X	X	X	-	-
Stannous Chloride (Under 150°F)	1	1	-	1	1	-	1	X	-	X	2	X	-
Stannous Chloride, 15%	1	1	-	-	-	1	-	X	X	-	X	-	-
Starch	2	2	-	-	1	1	1	1	X	1	1	1	-
Steam	USE STEAM HOSE-						2	1	-	1	1	-	2
Stearic Acid	2	2	2	1	2	1	1	1	X	2	1	X	X
Stearin	-	-	-	-	-	1	1	2	-	-	-	-	-
Stoddard Solvent	2	2	X	1	-	X	1	1	2	1	1	1	1
Styrene (Vinyl Benzene)	X	X	-	-	-	1	1	1	1	1	1	1	1
Styrene (Monomer)	-	X	-	2	-	-	1	2	2	X	2	X	2
Sucrose Solutions	1	1	1	-	1	-	1	-	1	1	1	-	-
Sulfamic Acid (10%, Under 170°F)	-	-	-	1	2	-	1	-	-	-	-	-	-
Sulfate Black Liquor	1	1	-	-	-	1	1	1	2	2	2	X	-
Sulfate Green Liquor	1	1	-	-	-	1	1	1	2	2	2	X	-
Sulfur	-	-	-	-	-	-	-	-	-	-	-	-	-
Sulfur (Molten)	X	X	-	-	-	-	-	-	-	-	-	-	-
Sulfur Chloride	X	X	X	-	2	-	1	2	X	X	2	X	X
Sulfur Dioxide (Moist)	2	X	-	-	2	-	1	1	-	2	1	1	X
Sulfur Dioxide (Dry)	X	X	X	-	2	-	1	X	2	1	1	1	1
Sulfur Dioxide (Liquid)	2	X	-	-	2	-	1	-	-	-	-	-	-
Sulfur Hexafluoride (Gas)	1	2	-	-	2	-	1	X	-	-	-	-	-
Sulfur Trioxide (Dry)	X	X	X	X	X	-	1	1	2	2	2	2	X
Sulfuric Acid, 85%	X	X	-	-	-	1	-	X	2	1	X	-	-
Sulfuric Acid, 3 Molar	X	X	-	-	-	1	-	-	-	-	-	-	-

Rating Scale: 1 Excellent 2 Good resistance X Not recommended - Testing recommended	Gates Hose Polymers						Couplings & Adapters								
	Trade Names														
	A	C	C2	J	Z										
	Neoprene	Nitrile	Nitrile/PVC	CPE	Hypalon	Urethane (cover rating only)	PTFE	Nylon	Carbon Steel	Stainless Steel 304	Stainless Steel 316	Aluminum	Brass		
Chemical Name															
Sulfuric Acid, Aerated, No Velocity	-	-	-	-	-	1	-	2	2	2	X	-			
Sulfuric Acid, Air Free No Velocity	-	-	-	-	-	1	-	X	X	2	X	-			
Sulfuric Acid, Concentrated	X	X	-	-	-	1	-	-	1	1	-	-			
Sulfuric Acid, Fuming, Oleum	X	-	-	-	-	1	-	2	1	1	2	-			
Sulfuric Acid (10%)	1	2	2	1	1	-	1	X	-	X	2	X			
Sulfuric Acid (30%)	1	-	-	1	1	-	1	X	X	2	X	X			
Sulfuric Acid (50%)	2	X	X	1	1	-	1	X	X	2	X	X			
Sulfuric Acid (75%)	X	X	X	-	2	-	1	X	X	2	X	X			
Sulfuric Acid (93%)	X	X	X	X	-	1	1	X	2	X	2	X	X		
Sulfuric Acid (98%)	X	X	X	X	X	-	1	X	2	X	2	X	X		
Sulfurous Acid	2	2	-	-	-	1	X	X	X	2	2	-			
Sulfurous Acid (10%)	-	X	-	1	1	-	1	-	X	2	1	X			
Sulfurous Acid (75%)	X	X	X	1	1	-	1	X	X	2	X	X			
Sun R&O Oils	-	1	-	-	-	2	1	1	1	1	1	1	1		
Sunsafe (Fire Resist. Hydr. Fluid)	2	1	-	-	-	2	1	1	1	1	1	1	-		
Suntac HPOils	-	1	-	-	-	2	1	1	1	-	1	1	-		
Suntac WR Oils	-	1	-	-	-	2	1	1	1	-	1	1	-		
Sunvis Oils 700, 800, 900	-	1	-	-	-	2	1	1	1	1	1	1	-		
Super Hydraulic Oils (Conoco)	-	1	-	-	-	2	1	1	1	1	1	1	-		
Sutan Plus, Herbicide	X	X	X	1	-	-	-	1	1	1	1	1	-		
Sutazine Plus, Herbicide	X	X	-	1	-	-	1	X	1	1	1	1	-		
Synthetic Oil (Citgo)	-	-	-	-	-	2	-	1	1	1	1	-	-		
Syrup	2	1	2	-	-	-	1	1	-	1	1	1	-		
T															
Tall Oil (Under 150°F)	2	2	2	-	X	-	1	-	2	X	2	X	-		
Tallow	2	2	2	-	-	-	1	1	2	2	2	1	2		
Tannic Acid (10%)	2	X	-	1	2	-	1	X	2	1	1	2	X		
Tar And Tar Oil	2	-	-	-	-	2	1	1	1	1	1	1	2		
Tar (Bituminous, Under 100°F)	2	2	2	X	-	-	1	-	1	1	1	1	2		
Tartaric Acid	2	2	2	1	1	-	1	1	X	2	2	2	X		
Tellus Oils	-	1	-	-	-	2	1	1	1	1	1	1	1		
Tenol Oils	-	1	-	-	-	2	1	1	1	1	1	1	-		
Tergitol	-	-	-	-	-	1	-	2	1	1	-	2	-		
Terpineol	X	2	-	1	2	-	1	2	-	-	-	-	-		
Terresitic	-	1	-	-	-	-	-	1	1	1	1	-	-		
Tetraethyl Lead	2	2	-	-	-	-	1	2	-	-	-	-	-		
Tetraethyl Lead Blend	X	2	-	-	-	-	1	-	-	-	-	-	-		
Tetrahydrofuran (THF)	X	X	-	-	X	2	1	1	2	-	-	-	-		
Tetralin	X	X	-	-	X	-	1	2	1	1	1	1	-		
Thiopen	X	X	-	-	-	-	1	-	-	-	-	-	-		
Titanium Tetrachloride	X	X	X	-	-	-	1	-	1	2	2	X	X		
Toluene (Toluol)	X	X	X	X	X	-	1	1	1	1	1	1	1		
Toluene Diisocyanate (Under 150°F)	X	-	-	-	-	-	1	-	1	1	1	-	-		
Transformer Oil (Askarel Types)	X	X	X	1	X	-	1	-	1	1	1	1	-		
Transformer Oil (Petroleum Type)	2	1	2	1	X	2	1	1	1	1	1	1	1		
Transmission Fluid, Type A	2	1	2	1	2	-	1	2	1	1	1	1	1		
Tributoxyethyl Phosphate	X	X	X	X	X	-	1	2	1	-	-	X	-		
Tributyl Phosphate	X	X	X	2	X	-	1	-	1	-	-	X	-		
Trichloroethylene	X	X	X	2	X	-	1	2	X	2	1	X	1		
Trichloromonofluoroethane (Freon 17)	Use Freon Hose										1	1	X	-	
Trichlorotrifluoroethane (Freon 113)	Use Freon Hose										1	1	1	X	-
Tricresyl Phosphate	X	X	X	1	X	-	1	1	1	2	2	X	-		
Triethanolamine (TEA)	2	2	-	1	2	-	1	1	1	1	1	1	1		
Tripolyphosphate (STPP)	X	1	-	-	-	1	-	-	2	1	X	-	-		
Tung Oil	2	2	-	-	2	-	1	1	1	1	1	1	1		
Turpentine	X	2	-	2	X	1	1	1	X	1	1	1	2		
Type I Fuel (MIL-S-3136)															
ASTM Fuel A	2	1	-	-	-	-	1	-	1	1	1	1	-		
Type II Fuel (MIL-S-3136)	X	2	-	-	-	-	1	-	1	1	1	1	-		

○ Cover stock rating only; Rating for tube stock *X* *Use Gates fuel hose or contact Denver Product Applications Department.



Chemical Resistance Table

Rating Scale: 1 Excellent 2 Good resistance X Not recommended - Testing recommended	Gates Hose Polymers						Couplings & Adapters							
	Trade Names						Carbon Steel	Stainless Steel 304	Stainless Steel 316	Aluminum	Brass			
	A	C	C ₂	J	Z									
	Neoprene	Nitrile	Nitrile/PVC	CPE	Hypalon	Urethane (cover rating only)						PTFE	Nylon	
Chemical Name	Neoprene	Nitrile	Nitrile/PVC	CPE	Hypalon	Urethane (cover rating only)	PTFE	Nylon	Carbon Steel	Stainless Steel 304	Stainless Steel 316	Aluminum	Brass	
Type III Fuel (MIL-3136)														
ASTM Fuel B	X	1	-	-	-	-	1	-	1	1	1	1	-	
U														
Ucon Hydrolube Types 150CP, 200CP	-	1	-	-	-	2	1	1	1	1	1	1	1	
Ucon Hydrolube Types 275CP, 300CP, 550CP	-	-	-	-	-	-	1	-	-	-	-	-	-	
Ucon M1	-	1	-	-	-	2	1	1	1	1	1	1	1	
Union ATF Dexron	-	1	-	-	-	2	1	1	1	1	1	-	-	
Union ATF Type F	-	1	-	-	-	2	1	1	1	1	1	1	1	
Union C-2 Fluid	-	1	-	-	-	2	1	1	1	1	1	-	-	
Union C-POil	-	1	-	-	-	2	1	1	1	1	1	1	1	
Union Hydraulic Oil AW	-	1	-	-	-	2	1	1	1	1	1	1	1	
Union Hydraulic Tractor Fluid	-	1	-	-	-	2	1	1	1	1	1	1	1	
Urea Solution	1	2	-	1	1	2	1	1	1	1	1	2	-	
V														
Varnish	X	X	X	-	X	-	1	1	2	1	1	1	2	
Vegetable Oils	2	1	2	1	-	2	1	1	1	1	1	1	2	
Vegetable Oil (Hot)	-	-	-	-	-	-	1	1	2	2	2	1	2	
Versilube	1	1	-	-	-	-	1	-	1	1	1	1	-	
Versilube F-50, F-44	2	2	2	-	2	2	1	1	1	1	1	1	1	
Vinegar	2	X	X	2	X	-	1	1	X	2	1	X	X	
Vinyl Acetate	X	X	X	1	X	-	1	-	2	1	2	1	2	
Vinyl Chloride (Chloroethylene, Monomer)	X	X	X	X	X	-	1	-	2	1	1	2	X	
Vitrea Oils	X	X	X	-	-	2	1	1	1	1	1	-	-	

Rating Scale: 1 Excellent 2 Good resistance X Not recommended - Testing recommended	Gates Hose Polymers						Couplings & Adapters						
	Trade Names						Carbon Steel	Stainless Steel 304	Stainless Steel 316	Aluminum	Brass		
	A	C	C ₂	J	Z								
	Neoprene	Nitrile	Nitrile/PVC	CPE	Hypalon	Urethane (cover rating only)						PTFE	Nylon
Chemical Name	Neoprene	Nitrile	Nitrile/PVC	CPE	Hypalon	Urethane (cover rating only)	PTFE	Nylon	Carbon Steel	Stainless Steel 304	Stainless Steel 316	Aluminum	Brass
W													
Water	1	1	1	1	1	1	1	1	2	1	1	1	1
Water, Acid Mine	2	X	-	-	-	-	1	1	X	2	2	X	X
Water, Brine	2	2	-	-	1	1	1	1	X	2	2	-	-
Water Deionized, (DeminerIALIZED)	-	-	-	-	-	-	1	-	-	-	-	-	-
Water, Distilled	2	1	-	-	1	1	1	1	X	1	1	1	1
Water, Fresh	1	1	-	-	-	-	1	1	X	1	1	1	X
Water In Oil Emulsions	-	-	-	-	-	2	1	1	-	-	-	-	-
Water, Potable (FDA Tube Only)	Use FDA Hose Only-						-	-	-	-	-	-	-
Water, Salt	2	1	-	-	-	-	1	1	X	2	2	X	X
White & Bagley No. 2190 Cutting Oil	2	1	-	-	-	-	1	-	-	-	-	-	-
Wines	2	1	1	1	1	-	1	1	2	2	2	1	-
Wood Oil	2	1	-	1	2	1	1	1	1	1	1	1	-
X													
Xylene	X	X	-	X	-	2	1	X	2	2	2	-	-
Z													
Zeric	-	1	-	-	-	2	1	2	-	-	-	-	-
Zinc Acetate	2	X	-	-	X	-	1	2	1	1	1	1	1
Zinc Chloride Solutions	1	1	1	1	1	-	1	1	X	2	1	X	X
Zinc Chromate	-	-	-	1	1	-	1	-	-	1	1	-	-
Zinc Hydrate	-	-	-	-	-	2	1	-	-	-	-	-	-
Zinc Sulfate Solutions	2	2	2	1	2	-	1	2	X	2	1	X	X

○ Cover stock rating only; Rating for tube stock "X"

*Use Gates fuel hose or contact Denver Product Applications Department.

EQUIPMENT

HOSE/CPLG. SELECTION

TECH. DATA

EXT. & VERY HIGH PRESS. HOSE

GS CPLGS.

PCM CPLGS.

PCS CPLGS.

HIGH & MED. PRESS. HOSE

MEGACRIMP® CPLGS.

PC CPLGS.

FIELD ATTACHABLE CPLGS.

AIR BRAKE HOSE & CPLGS.

MEGATECH® C5 HOSE & CPLGS.

LOW PRESS. HOSE & CPLGS.

C14 HOSE & CPLGS.

POLARSEAL® HOSE & CPLGS.

PWR. STG. HOSE & CPLGS.

THERMO-PLASTIC HOSE & CPLGS.

ADAPTERS

QUICK DISCONNECT CPLGS.

ACCESSORIES & ASSORTMENTS

PART NUMBER INDEXES



- EQUIPMENT
- HOSE/CPLG. SELECTION
- TECH. DATA**
- EXT. & VERY HIGH PRESS. HOSE
- GS CPLGS.
- PCM CPLGS.
- PCS CPLGS.
- HIGH & MED. PRESS. HOSE
- MEGACRIMP® CPLGS.
- PC CPLGS.
- FIELD ATTACHABLE CPLGS.
- AIR BRAKE HOSE & CPLGS.
- MEGATECH® C5 HOSE & CPLGS.
- LOW PRESS. HOSE & CPLGS.
- C14 HOSE & CPLGS.
- POLARSEAL® HOSE & CPLGS.
- PWR. STG. HOSE & CPLGS.
- THERMO-PLASTIC HOSE & CPLGS.
- ADAPTERS
- QUICK DISCONNECT CPLGS.
- ACCESSORIES & ASSORTMENTS
- PART NUMBER INDEXES

Nomographic Chart

Flow Capacity of Hose Assemblies at Recommended Flow Velocities

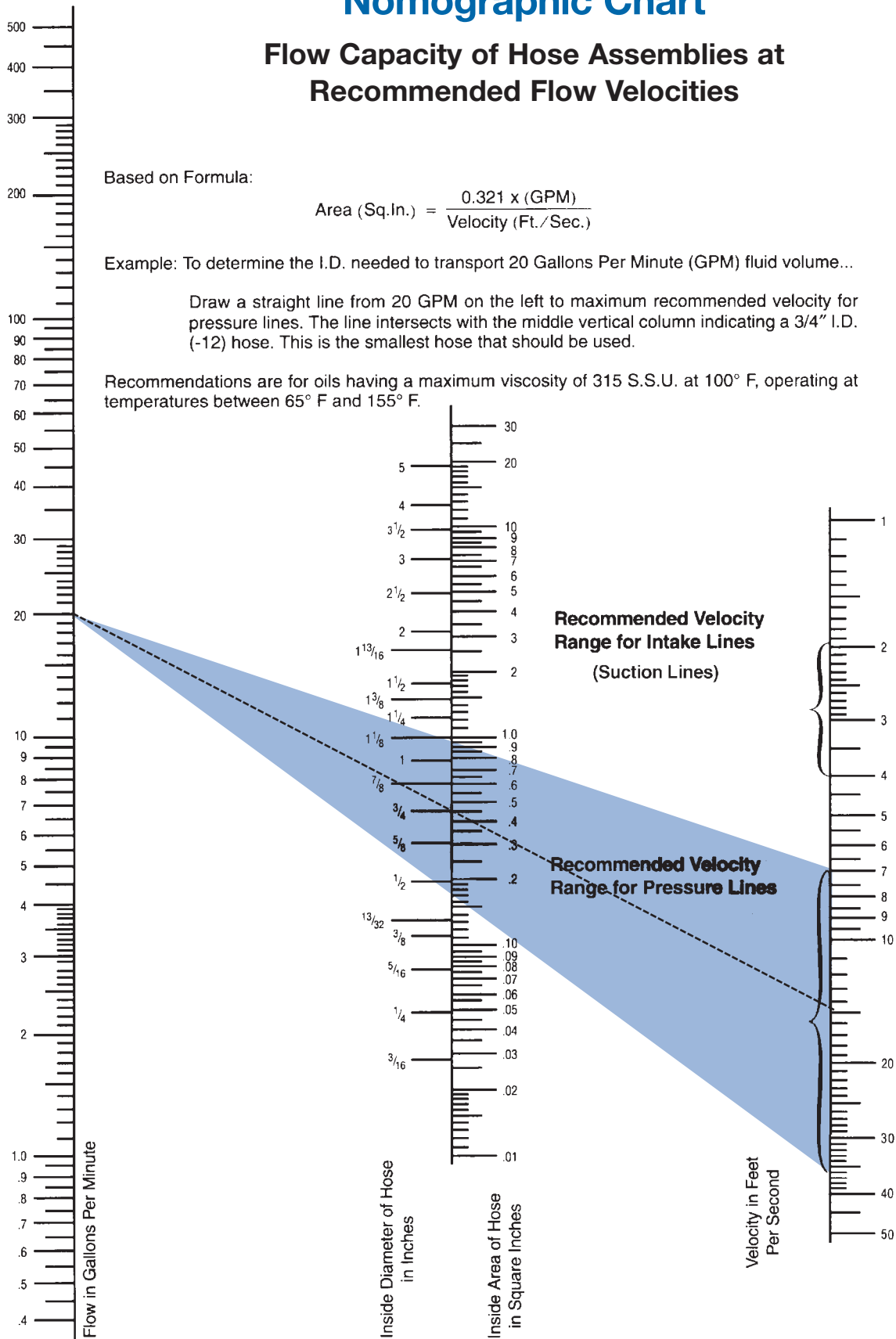
Based on Formula:

$$\text{Area (Sq.In.)} = \frac{0.321 \times (\text{GPM})}{\text{Velocity (Ft./Sec.)}}$$

Example: To determine the I.D. needed to transport 20 Gallons Per Minute (GPM) fluid volume...

Draw a straight line from 20 GPM on the left to maximum recommended velocity for pressure lines. The line intersects with the middle vertical column indicating a 3/4" I.D. (-12) hose. This is the smallest hose that should be used.

Recommendations are for oils having a maximum viscosity of 315 S.S.U. at 100° F, operating at temperatures between 65° F and 155° F.





Properties of C14 PTFE Tube

Tensile Strength, 73°F (23°C)		1500-3000 Lb./Sq. In.
Elongation, 73°F (23°C)		100-200%
Stiffness, 73°F (23°C)		60,000 Lb/Sq. In.
Impact Strength, Izod	@70°F (21°C)	2.0 Ft.-Lb./In.
	@73°F (23°C)	3.5 Ft.-Lb./In.
	@170°F (77°C)	6.0 Ft.-Lb./In.
Hardness, Durometer		D55-D70 Shore D
Compressive Stress at		
1% Deformation	@73°F (23°C)	600 Lb./Sq.In.
1% Offset	@73°F (23°C)	1000 Lb./Sq.In.
Deformation Under Load, 24 Hrs. @ 122°F (50°C)		
1200 Lb./Sq.In.		4-8%
2000 Lb./Sq.In.		25%
Heat-Distortion Temperature @66 Lb./Sq. In.		250°F (121°C)
Coefficient of linear thermal expansion per °F; 77-140°F (25-60°C)		5.5 x 10 ⁻⁵
Thermal Conductivity 0.18 In.gage		1.7 B.T.U./Hr./Sq.Ft./°F/In.
Specific Heat		0.25 B.T.U./Lb./°F
Water Absorption		0.0%
Flammability		Nonflammable
Specific Gravity		2.1-2.3

EQUIPMENT

HOSE/CPLG.
SELECTION

TECH. DATA

EXT. &
VERY HIGH
PRESS. HOSE

GS CPLGS.

PCM CPLGS.

PCS CPLGS.

HIGH & MED.
PRESS. HOSEMEGACRIMP®
CPLGS.

PC CPLGS.

FIELD
ATTACHABLE
CPLGS.AIR BRAKE
HOSE &
CPLGS.MEGATECH®
C5
HOSE &
CPLGS.LOW PRESS.
HOSE &
CPLGS.C14 HOSE
& CPLGS.POLARSEAL®
HOSE &
CPLGS.PWR. STG.
HOSE &
CPLGS.THERMO-
PLASTIC
HOSE &
CPLGS.

ADAPTERS

QUICK
DISCONNECT
CPLGS.ACCESSORIES
& ASSORT-
MENTSPART NUMBER
INDEXES



EQUIPMENT
HOSE/CPLG. SELECTION
TECH. DATA
EXT. & VERY HIGH PRESS. HOSE
GS CPLGS.
PCM CPLGS.
PCS CPLGS.
HIGH & MED. PRESS. HOSE
MEGACRIMP® CPLGS.
PC CPLGS.
FIELD ATTACHABLE CPLGS.
AIR BRAKE HOSE & CPLGS.
MEGATECH® C5 HOSE & CPLGS.
LOW PRESS. HOSE & CPLGS.
C14 HOSE & CPLGS.
POLARSEAL® HOSE & CPLGS.
PWR. STG. HOSE & CPLGS.
THERMO-PLASTIC HOSE & CPLGS.
ADAPTERS
QUICK DISCONNECT CPLGS.
ACCESSORIES & ASSORTMENTS
PART NUMBER INDEXES

Electrostatic Discharge

Most applications of PTFE hose do not require the use of a conductive inner tube. Under certain applications, the potential for Static Discharge must be considered. Be aware that static electricity can be a hazard. Under those conditions where static discharge can occur, the use of conductive Gates C14CT hose is recommended. The following should serve to increase your knowledge and understanding of this phenomenon and how to avoid its occurrence:

When two different materials contact each other, electrons from one material can move across its boundary and associate with the other. These electrons align themselves with the material contacted. If the two materials are good conductors of electricity, the positive and negative electrons flow back and forth between them, keeping them in balance. If one or both are insulators, the flow will not occur. A charge will then build up on the surface of one of the materials. When the charge exceeds the electric strength of the material, dielectric breakdown results.

In applying this to PTFE hose, we have to consider fluids and gases that are poor conductors of electricity and the flow rates of those fluids and gases. In order for a liquid or gas to be a poor electrical conductor, it will generally satisfy one or both of the following conditions:

1. Be nonpolar; that is, an imbalance between protons and electrons, and/or
2. Contain a nonmixable component or a suspended solid; such as water in kerosene.

So when a liquid contacts a PTFE tube that isn't a good conductor (white PTFE innercore), the result is phase separation and the electric charge starts to build. The rate at which static electricity builds up now becomes a function of the fluid flow rate. When the dielectric strength of the PTFE tube is exceeded, the electric charge will **puncture the tube wall and ground itself on the stainless steel braid of the hose.**

In hydraulics, high pressures generally mean high velocities. Historically, fluids were filtered upstream of the hoses using metallic filter elements. The metallic element helped to ground the charge. But, today, most filtration is done with paper-type and glass-fiber filter elements that have a tendency to inject an electrostatic charge into the fluid they are filtering.

Steam and fuels are two specific areas of concern. No hoses in this catalog can or should be used in steam applications. Contact Gates Product Application for proper hose recommendation.

Fuels (i.e., gasoline and white spirits, hydrazine, benzene, diesel oils, etc.) are, for the most part, "nonconductive" liquids and have a resistivity greater than 108 ohm. These fluids usually are transferred at fairly low velocities, but there still is a potential for an electrostatic discharge due to external factors, such as humidity and, to some extent, temperature. You should take all of these factors into account even at fluid velocities at or below 1 meter per second.

When using PTFE hose, you can offset the potential hazard of electrostatic discharge by using a conductive Gates C14CT hose. Carbon is added to the PTFE inner tube wall during manufacture. The carbon layer directs the electrostatic charge down the inner diameter of the hose to the metal end fittings. This prevents the charge from building up on the inner tube wall.

So, it's important to examine any application where nonconductive fluids are used and any of the above conditions exist. This section is not meant to cover all conditions or situations when they involve fuels, steam or other media which may cause electrostatic buildup or potential discharge. If you need help on any individual application, contact Hose/Connector Product Application, Denver.

Following is a list of some of the chemicals that meet at least one of the criteria necessary to create electrostatic discharge:

- Cyclohexane
- Decalin
- Diacetone
- Dibutyl Ether
- Dibutyl Phthalate
- Dibutyl Sebacate
- Dimethyl Phthalate
- Dioctyl Phthalate
- Dipentene
- Fuel Oil
- Gasoline
- Hexane
- Hexene
- Hydrazine
- Kerosene
- Lacquers
- Lacquer Solvents
- Naphtha
- Naphthalene
- n-Octane
- Paint
- Petroleum
- Pinene
- Silicone Oils
- Skydrol 500 & 700
- Steam
- Toluene
- Transformer Oil
- Turpentine
- Varnish
- Versilube

General Industry Practice has identified the above fluids as requiring a conductive hose—Gates C14CT.





Effusion/Corrosion for PTFE Hose and Hose Assemblies

What is Effusion?

It is the process where chemical molecules move through the PTFE wall and escape from a hose or hose assembly. It is sometimes called permeation. The rate at which effusion occurs depends upon temperature, pressure, wall thickness and the hose material.

The fact that effusion occurs isn't the problem. This process will happen with most all media in most hose material.

The basic issues are:

1. At what rate will effusion occur?
2. How hazardous are the media?
3. In what kind of environment does effusion take place; closed room, outside, etc.?

General media concerns regarding of potential effects of effusion:

- Media where corrosion is not of concern, but effusion may displace the air we breathe, thus becoming a hazard to personnel.

Some of the chemicals in this category are:

- Carbon Dioxide
- Neon
- Nitrogen
- Argon
- Steam
- Xenon
- Oxygen
- Krypton
- Helium

- Media that can effuse in their "vapor phase"; i.e., their boiling point is below approximately +52°C (+125°F) at atmospheric pressure. These media can form chemicals that can corrode the braid and/or cause injury to personnel.

Some of these include:

- Acetaldehyde (Flammable, toxic)
- Benzene (Flammable, toxic)
- Liquid Butane (Flammable)
- Carbon Disulfide (Flammable, toxic)
- Diethyl Ether (Flammable, narcotic)

- Ethyl Mercaptan (Flammable, toxic)
- Hydrochloric Acid (Corrosive, toxic)
- Lacquer Solvents (Flammable)
- Methyl Bromide (Flammable, toxic, corrosive)
- Methylene Chloride (Toxic)
- Methyl Formate (Flammable, toxic)
- Liquid Propane (Flammable)
- Sulphur Trioxide (Corrosive, toxic)
- Liquid Chlorine (Corrosive, toxic)

- Media with the potential to effuse and cause corrosion of the braid reinforcement and fitting materials. These chemicals are all gases while at atmospheric pressure and a temperature of +13°C (+56°F) or lower.

Some of these chemicals are:

- Acetylene (Flammable)
- Butadiene (Flammable)
- Butane Gas (Flammable)
- Carbon Monoxide (Toxic, flammable)
- Chlorine (Toxic, corrosive)
- Chlorine Trifluoride (Toxic, corrosive)
- Ethyl Chloride (Toxic, corrosive)
- Hydrogen (Flammable)
- Hydrogen Chloride (Corrosive, toxic)
- Hydrogen Sulfide (Flammable, toxic)
- Hydrocyanic Acid (Flammable, toxic)
- Hydrogen Cyanide (Flammable, toxic)
- Coke Oven Gas (Flammable, toxic)
- Natural Gas (Flammable, toxic)
- Propane Gas (Flammable)
- Sulfur Dioxide (Corrosive)
- Vinyl Chloride Monomer (Toxic, corrosive)

It is important that hose assemblies used in these applications are installed in well-vented areas to avoid potential problems for personnel and/or equipment.

EQUIPMENT
HOSE/CPLG. SELECTION
TECH. DATA
EXT. & VERY HIGH PRESS. HOSE
GS CPLGS.
PCM CPLGS.
PCS CPLGS.
HIGH & MED. PRESS. HOSE
MEGACRIMP® CPLGS.
PC CPLGS.
FIELD ATTACHABLE CPLGS.
AIR BRAKE HOSE & CPLGS.
MEGATECH® C5 HOSE & CPLGS.
LOW PRESS. HOSE & CPLGS.
C14 HOSE & CPLGS.
POLARSEAL® HOSE & CPLGS.
PWR. STG. HOSE & CPLGS.
THERMO-PLASTIC HOSE & CPLGS.
ADAPTERS
QUICK DISCONNECT CPLGS.
ACCESSORIES & ASSORTMENTS
PART NUMBER INDEXES



EQUIPMENT
HOSE/CPLG. SELECTION
TECH. DATA
EXT. & VERY HIGH PRESS. HOSE
GS CPLGS.
PCM CPLGS.
PCS CPLGS.
HIGH & MED. PRESS. HOSE
MEGACRIMP® CPLGS.
PC CPLGS.
FIELD ATTACHABLE CPLGS.
AIR BRAKE HOSE & CPLGS.
MEGATECH®/C5 HOSE & CPLGS.
LOW PRESS. HOSE & CPLGS.
C14 HOSE & CPLGS.
POLARSEAL® HOSE & CPLGS.
PWR. STG. HOSE & CPLGS.
THERMO-PLASTIC HOSE & CPLGS.
ADAPTERS
QUICK DISCONNECT CPLGS.
ACCESSORIES & ASSORTMENTS
PART NUMBER INDEXES

Hydraulic System Pressure Drop

What Is Pressure Drop?

As related to our business, pressure drop is the difference between the pressure of a fluid as it enters one end of a hydraulic hose assembly and the pressure of that fluid as it leaves the other end. There will be a difference in pressure, and it will be less. How much less depends on what is between the beginning and end of the hose assembly. Here are some examples of things that can influence the amount of pressure drop.

1. **FRICITION** — This is the rubbing of fluid against the inside walls of the hose assembly.
2. **TYPE OF FLUID** — Different fluids behave differently under pressure. Thicker fluids are moved with greater difficulty and will exhibit greater pressure drop.
3. **TEMPERATURE OF THE FLUID** — Warming fluid thins it so it flows more easily, as with automotive oil.
4. **LENGTH OF HOSE ASSEMBLY** — The longer it is, the more surface there is for friction to decrease pressure.
5. **SIZE (I.D.) OF HOSE** — Affects the fluid velocity for a given flow rate. Higher velocities result in greater pressure drop. Therefore, a larger I.D. hose will produce less pressure drop.
6. **TYPE OF COUPLINGS & ADAPTERS** — Any change in bore or change in direction (such as with 45° or 90° elbows) can increase the amount of pressure drop.
7. **FLOW RATE** — Pressure drop increases with flow rate for same size hose.

Who Cares About Pressure Drop?

Suppose you need 4,000 psi of output from a hose assembly for hydraulic equipment to run efficiently. There will be some pressure drop and you must allow for it in helping to plumb the system with Gates hose, couplings and adapters. This means that the input pressure to the hose assembly must be equal to the output plus the amount of pressure drop. If the pressure drop in this example is 150 psi, then you will need 4,150 psi of input.

How Can You Determine The Amount Of Pressure Drop?

That's the easy part of it. Contact your local Gates representative who is trained and equipped to quickly solve such problems for you. He will need input variables and fittings used from you as shown (see below). A Gates Pressure Drop analysis printed below will then be provided for your application.

Sample Pressure Drop Analysis

Input Variables:

Flow Rate: 15 (GPM)

Viscosity: 20.0 (Centistokes)

Specific Gravity: 0.85

Free Hose Length: 20.0 (ft)

Fittings Used:

1. Standard Straight Fitting

2. 90-degree Angle Coupling

Dash Size (1/16")	Velocity (Ft/Sec)	Hose Pressure Drop (psi/Ft)	Total Pressure Drop-Hose & Fittings (psi)	(1) Reynolds Number	(2) Heat Gain (BTUH)	(3) Horsepower Loss
5	62.8	28.8	789.6	7584	17483	6.87
6	43.6	12.2	399.1	6320	8838	3.47
8	24.5	3.2	81.3	4740	1801	0.71
*10	15.7	1.1	31.2	3792	691	0.27
12	10.9	0.5	12.7	3160	280	0.11
16	6.1	0.1	2.6	2730	58	0.02
20	3.9	0.0	0.8	1896	18	0.01

*Recommended hose size, based on velocity, pressure drop, heat gain and hp loss.

$$(1) \text{ Reynolds Number} = \frac{\text{inertia flow forces}}{\text{friction forces (or viscosity)}}$$

indicates the type of flow.

Reynolds No. Range	Type of Flow
0-2000	Laminar
2000-3000	Transient
3000 +	Turbulent

(2) **Heat Gain** is the total amount of energy converted to heat energy that will raise the fluid temperature if it is not dissipated.

(3) **Horsepower Loss** is a measure of the conversion of mechanical energy to heat energy and is related to system heat gain.





EQUIPMENT

HOSE/CPLG. SELECTION

TECH. DATA

EXT. & VERY HIGH PRESS. HOSE

GS CPLGS.

PCM CPLGS.

PCS CPLGS.

HIGH & MED. PRESS. HOSE

MEGACRIMP® CPLGS.

PC CPLGS.

FIELD ATTACHABLE CPLGS.

AIR BRAKE HOSE & CPLGS.

MEGATECH® C5 HOSE & CPLGS.

LOW PRESS. HOSE & CPLGS.

C14 HOSE & CPLGS.

POLARSEAL® HOSE & CPLGS.

PWR. STG. HOSE & CPLGS.

THERMO-PLASTIC HOSE & CPLGS.

ADAPTERS

QUICK DISCONNECT CPLGS.

ACCESSORIES & ASSORTMENTS

PART NUMBER INDEXES

Pressure Drop Data Form

Fill in all the following **BEFORE** contacting your local Gates representative for assistance in solving pressure drop problems or contacting Gates Product Application. You can now conveniently calculate your own pressure drops by visiting www.gates.com/PressureDrop.

Your Name: _____

Date: ____/____/____

Customer's Name: _____ Location: _____

Type of Application: _____

I. FLUID DATA NEEDED:

A. Viscosity (thickness) in:

1. Centistokes (mm²/sec.) _____

or

or

2. Saybolt Seconds Universal (SSU) _____

or

or

3. Ft.²/sec. _____

B. Specific Gravity _____

C. Or, if you cannot determine A & B above, then give:

1. Fluid brand name and type _____

2. Fluid temperature _____

D. Flow rate (GPM) _____

II. HOSE DATA NEEDED:

A. Size (I.D.) in inches or dash size _____

B. Length of assembly in feet _____

III. COUPLING and ADAPTER DATA NEEDED:

List quantity and catalog description of each coupling and adapter used in the hose assembly.



Pressure Conversions

Metric to PSI

(1 kPa = .145 psi)

	Kilo Pascals (kPa)	Mega Pascals (MPa)	Bar (Bar)	Pounds per Square Inch (psi)
GS CPLGS.	100	0.1	1	14.5
	200	0.2	2	29.0
PCM CPLGS.	300	0.3	3	43.5
	400	0.4	4	58.0
PCS CPLGS.	500	0.5	5	72.5
	600	0.6	6	87.0
HIGH & MED. PRESS. HOSE	700	0.7	7	101.5
	800	0.8	8	116.0
	900	0.9	9	130.5
MEGACRIMP® CPLGS.	1,000	1.0	10	145.0
	2,000	2.0	20	290.1
	3,000	3.0	30	435.1
PC CPLGS.	4,000	4.0	40	580.2
	5,000	5.0	50	725.2
FIELD ATTACHABLE CPLGS.	6,000	6.0	60	870.2
	7,000	7.0	70	1,015.3
	8,000	8.0	80	1,160.3
AIR BRAKE HOSE & CPLGS.	9,000	9.0	90	1,305.3
	10,000	10	100	1,450
	20,000	20	200	2,901
MEGATECH®/C5 HOSE & CPLGS.	30,000	30	300	4,351
	40,000	40	400	5,802
	50,000	50	500	7,252
LOW PRESS. HOSE & CPLGS.	60,000	60	600	8,702
	70,000	70	700	10,153
	80,000	80	800	11,603
C14 HOSE & CPLGS.	90,000	90	900	13,053
	100,000	100	1000	14,504
	200,000	200	2000	29,008
POLARSEAL® HOSE & CPLGS.	300,000	300	3000	43,511

PSI to Metric

(1 psi = 6.89 kPa)

	Pounds per Square Inch (psi)	Kilo Pascals (kPa)	Mega Pascals (MPa)	Bar (Bar)
GS CPLGS.	10	68.9	0.07	0.7
	20	137.9	0.14	1.4
PCM CPLGS.	30	206.8	0.21	2.1
	40	275.8	0.28	2.8
PCS CPLGS.	50	344.7	0.34	3.4
	60	413.7	0.41	4.1
HIGH & MED. PRESS. HOSE	70	482.6	0.48	4.8
	80	551.6	0.55	5.5
	90	620.5	0.62	6.2
MEGACRIMP® CPLGS.	100	689	0.7	6.9
	200	1,379	1.4	13.8
	300	2,068	2.1	20.7
PC CPLGS.	400	2,758	2.8	27.6
	500	3,447	3.4	34.5
FIELD ATTACHABLE CPLGS.	600	4,137	4.1	41.4
	700	4,826	4.8	48.3
	800	5,516	5.5	55.2
AIR BRAKE HOSE & CPLGS.	900	6,205	6.2	62.1
	1,000	6,895	6.9	68.9
	2,000	13,790	13.8	137.9
MEGATECH®/C5 HOSE & CPLGS.	3,000	20,684	20.7	206.8
	4,000	27,579	27.6	275.8
	5,000	34,474	34.5	344.7
LOW PRESS. HOSE & CPLGS.	6,000	41,369	41.4	413.7
	7,000	48,263	48.3	482.6
	8,000	55,158	55.2	551.6
C14 HOSE & CPLGS.	9,000	62,053	62.1	620.5
	10,000	68,948	68.9	689
	20,000	137,895	137.9	1,379
POLARSEAL® HOSE & CPLGS.	30,000	206,843	206.8	2,068
	40,000	275,790	275.8	2,758

Examples

(A) Convert 3,429 psi to the equivalent pressure in Bar.

(B) Convert 3,429 psi to the equivalent pressure in MPa.

$$\begin{aligned}
 &3,000 \text{ psi} = 206.8 \text{ Bar} \\
 + &400 \text{ psi} = 27.6 \text{ Bar} \\
 + &20 \text{ psi} = 1.4 \text{ Bar} \\
 + &9 \text{ psi} = .62 \text{ Bar} \\
 \hline
 &3429 \text{ psi} = 236.42 \text{ Bar}
 \end{aligned}$$

$$\begin{aligned}
 &3,000 \text{ psi} = 20.680 \text{ MPa} \\
 + &400 \text{ psi} = 2.760 \text{ MPa} \\
 + &20 \text{ psi} = .140 \text{ MPa} \\
 + &9 \text{ psi} = .062 \text{ MPa} \\
 \hline
 &3,429 \text{ psi} = 23.642 \text{ MPa}
 \end{aligned}$$

EQUIPMENT

HOSE/CPLG. SELECTION

TECH. DATA

EXT. & VERY HIGH PRESS. HOSE

GS CPLGS.

PCM CPLGS.

PCS CPLGS.

HIGH & MED. PRESS. HOSE

MEGACRIMP® CPLGS.

PC CPLGS.

FIELD ATTACHABLE CPLGS.

AIR BRAKE HOSE & CPLGS.

MEGATECH®/C5 HOSE & CPLGS.

LOW PRESS. HOSE & CPLGS.

C14 HOSE & CPLGS.

POLARSEAL® HOSE & CPLGS.

PWR. STG. HOSE & CPLGS.

THERMO-PLASTIC HOSE & CPLGS.

ADAPTERS

QUICK DISCONNECT CPLGS.

ACCESSORIES & ASSORTMENTS

PART NUMBER INDEXES

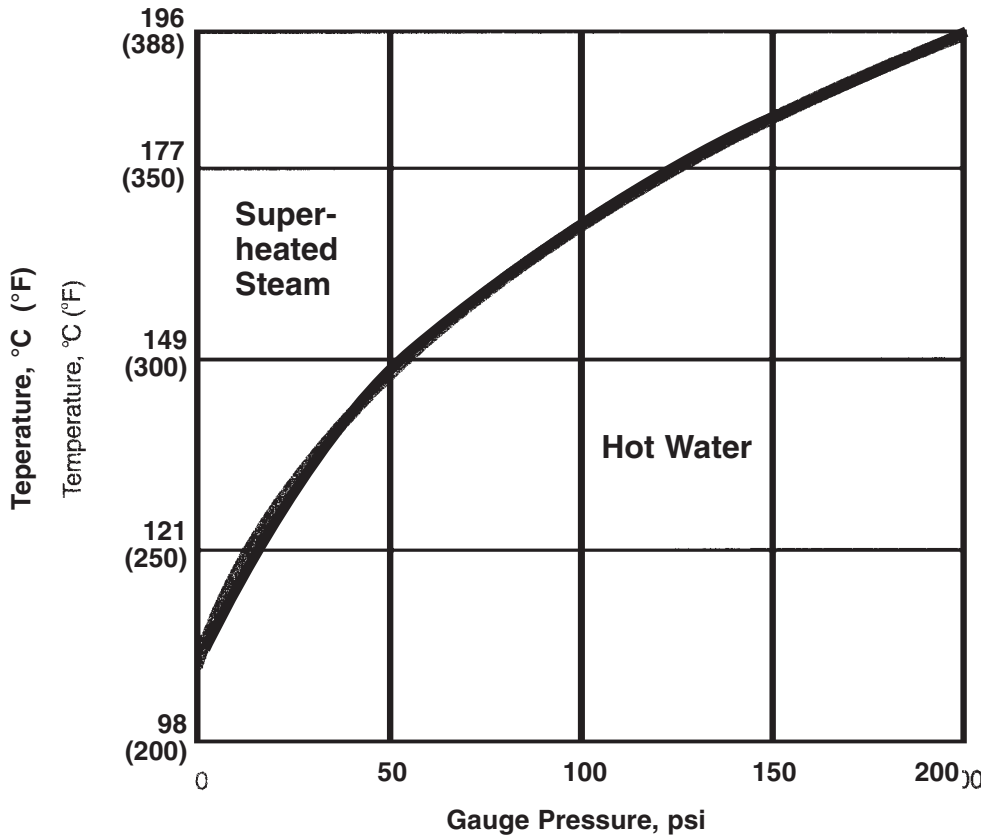


Steam Conditions

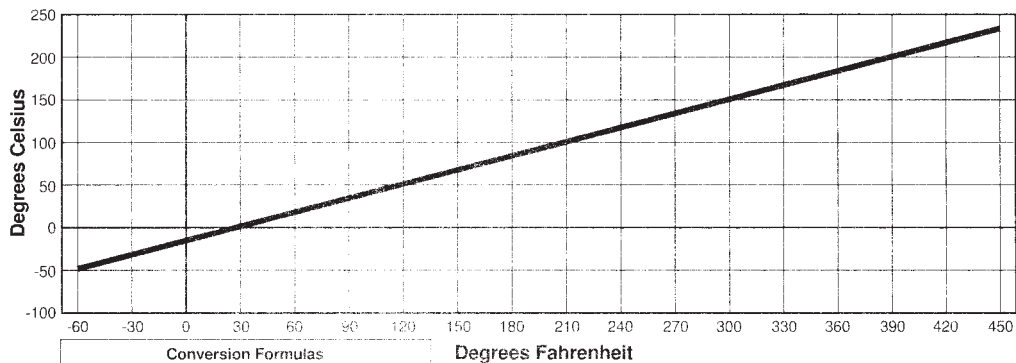
The chart below shows steam conditions. The heavy black line is the boiling point of water at various gauge pressures. Any point on the line represents saturated steam. Any point below the line represents Hot Water and any point above the line represents Superheated Steam.

Caution: 198°C (388°F) at 200 psi is the maximum recommended steam condition for Gates C14 hose.

Caution: Considering the potential for electrostatic discharge, Gates C14CT "conductive" hose is recommended.



Fahrenheit-Celsius Conversion



* Teflon is a registered trademark of DuPont.

EQUIPMENT

HOSE/CPLG. SELECTION

TECH. DATA

EXT. & VERY HIGH PRESS. HOSE

GS CPLGS.

PCM CPLGS.

PCS CPLGS.

HIGH & MED. PRESS. HOSE

MEGACRIMP® CPLGS.

PC CPLGS.

FIELD ATTACHABLE CPLGS.

AIR BRAKE HOSE & CPLGS.

MEGATECH® C5 HOSE & CPLGS.

LOW PRESS. HOSE & CPLGS.

C14 HOSE & CPLGS.

POLARSEAL® HOSE & CPLGS.

PWR. STG. HOSE & CPLGS.

THERMO-PLASTIC HOSE & CPLGS.

ADAPTERS

QUICK DISCONNECT CPLGS.

ACCESSORIES & ASSORTMENTS

PART NUMBER INDEXES



Technical Data

Fahrenheit-Celsius Conversion

Look up a temperature reading in the middle column (shaded). If it's in degrees Centigrade, read the Fahrenheit equivalent in the right-hand column. If it's in degrees Fahrenheit, read the Centigrade equivalent in the left-hand column.

EQUIPMENT

HOSE/CPLG. SELECTION

TECH. DATA

EXT. & VERY HIGH PRESS. HOSE

GS CPLGS.

PCM CPLGS.

PCS CPLGS.

HIGH & MED. PRESS. HOSE

MEGACRIMP® CPLGS.

PC CPLGS.

FIELD ATTACHABLE CPLGS.

AIR BRAKE HOSE & CPLGS.

MEGATECH®/C5 HOSE & CPLGS.

LOW PRESS. HOSE & CPLGS.

C14 HOSE & CPLGS.

POLARSEAL® HOSE & CPLGS.

PWR. STG. HOSE & CPLGS.

THERMO-PLASTIC HOSE & CPLGS.

ADAPTERS

QUICK DISCONNECT CPLGS.

ACCESSORIES & ASSORTMENTS

PART NUMBER INDEXES

C	FC	F
-68	-90	-130
-62	-80	-112
-57	-70	-94
-51	-60	-76
-46	-50	-58
-40	-40	-40
-34	-30	-22
-29	-20	-4
-23	-10	14
-17.8	0	32
-17.2	1	33.8
-16.7	2	35.6
-16.1	3	37.4
-15.6	4	39.2
-15.0	5	41.0
-14.4	6	42.8
-13.9	7	44.6
-13.3	8	46.4
-12.8	9	48.2
-12.2	10	50.0
-11.7	11	51.8
-11.1	12	53.6
-10.6	13	55.4
-10.0	14	57.2
-9.4	15	59.0
-8.9	16	60.8
-8.3	17	62.6
-7.8	18	64.4
-7.2	19	66.2
-6.7	20	68.0
-6.1	21	69.8
-5.6	22	71.6
-5.0	23	73.4
-4.4	24	75.2
-3.9	25	77.0
-3.3	26	78.8
-2.8	27	80.6
-2.2	28	82.4
-1.7	29	84.2
-1.1	30	86.0
-.6	31	87.8
0	32	89.6
.6	33	91.4
1.1	34	93.2
1.7	35	95.0
2.2	36	96.8
2.8	37	98.6
3.3	38	100.4
3.9	39	102.2
4.4	40	104.0

C	FC	F
5.0	41	105.8
5.6	42	107.6
6.1	43	109.4
6.7	44	111.2
7.2	45	113.0
7.8	46	114.8
8.3	47	116.6
8.9	48	118.4
9.4	49	120.2
10.0	50	122.0
10.6	51	123.8
11.1	52	125.6
11.7	53	127.4
12.2	54	129.2
12.8	55	131.0
13.3	56	132.8
13.9	57	134.6
14.4	58	136.4
15.0	59	138.2
15.6	60	140.0
16.1	61	141.8
16.7	62	143.6
17.2	63	145.4
17.8	64	147.2
18.3	65	149.0
18.9	66	150.8
19.4	67	152.6
20.0	68	154.4
20.6	69	156.2
21.1	70	158.0
21.7	71	159.8
22.2	72	161.6
22.8	73	163.4
23.3	74	165.2
23.9	75	167.0
24.4	76	168.8
25.0	77	170.6
25.6	78	172.4
26.1	79	174.2
26.7	80	176.0
27.2	81	177.8
27.8	82	179.6
28.3	83	181.4
28.9	84	183.2
29.4	85	185.0
30.0	86	186.8
30.6	87	188.6
31.1	88	190.4
31.7	89	192.2
32.2	90	194.0
32.8	91	195.8

C	FC	F
33.3	92	197.6
33.9	93	199.4
34.4	94	201.2
35.0	95	203.0
35.6	96	204.8
36.1	97	206.6
36.7	98	208.4
37.2	99	210.2
37.8	100	212.0
43	110	230
49	120	248
54	130	266
60	140	284
66	150	302
71	160	320
77	170	338
82	180	356
88	190	374
93	200	392
99	210	410
100	212	413.6
104	220	428
110	230	446
116	240	464
121	250	482
127	260	500
132	270	518
138	280	536
143	290	554
149	300	572
154	310	590
160	320	608
166	330	626
170	338	640
171	340	644
177	350	662
182	360	680
186	366	691
188	370	698
193	380	716
198	388	730
199	390	734
204	400	752
208	406	763
210	410	770
216	420	788
221	430	806
227	440	824
232	450	842

Decimal and Millimeter Equivalents of Fractions

Inches			Inches			Inches		
Fractions	Decimals	Millimeters	Fractions	Decimals	Millimeters	Fractions	Decimals	Millimeters
1/64	.015625	.397	23/64	.359375	9.128	11/16	.6875	17.463
1/32	.03125	.794	3/8	.375	9.525	45/64	.703125	17.859
3/64	.046875	1.191	25/64	.390625	9.922	23/32	.71875	18.256
1/16	.0625	1.588	13/32	.40625	10.319	47/64	.734375	18.653
5/64	.078125	1.984	27/64	.421875	10.716	3/4	.750	19.050
3/32	.09375	2.381	7/16	.4375	11.113	49/64	.765625	19.447
7/64	.109375	2.778	29/64	.453125	11.509	25/32	.78125	19.844
1/8	.125	3.175	15/32	.46875	11.906	51/64	.796875	20.241
9/64	.140625	3.572	31/64	.484375	12.303	13/16	.8125	20.638
5/32	.15625	3.969	1/2	.500	12.700	53/64	.828125	21.034
11/64	.171875	4.366	33/64	.515625	13.097	27/32	.84375	21.431
3/16	.1875	4.763	17/32	.53125	13.494	55/64	.859375	21.828
13/64	.203125	5.159	35/64	.546875	13.891	7/8	.875	22.225
7/32	.21875	5.556	9/16	.5625	14.288	57/64	.890625	22.622
15/64	.234375	5.953	37/64	.578125	14.684	29/32	.90625	23.019
1/4	.250	6.350	19/32	.59375	15.081	59/64	.921875	23.416
17/64	.265625	6.747	39/64	.609375	15.478	15/16	.9375	23.813
9/32	.28125	7.144	5/8	.625	15.875	61/64	.953125	24.209
19/64	.296875	7.541	41/64	.640625	16.272	31/32	.96875	24.606
5/16	.3125	7.938	21/32	.65625	16.669	63/64	.984375	25.003
						1	1.000	25.400

Metric (SI) – U.S. Units for Fluid Power Use

(The following conversions are based on information taken from ASTM, American Society for Testing and Materials, Handbook E380-72.)

Quantity	Customary U.S. Unit	SI Unit	Conversion From U.S. to SI Units	Conversion From SI to U.S. Units
Area	Square Inch (in ²)	Square Metre (m ²)	(in ²) x (6.4516 x 10 ⁻⁴) = (m ²)	(m ²) x 1550.003 = (in ²)
Force	Pound (lb _f)	Newton (N)	(lb _f) x 4.4482 = (N)	(N) x (2.2481 x 10 ⁻¹) = (lb _f)
Frequency	Cycles/Second (cps)	Hertz (H _z)	1 (cps) = 1(H _z)	1(Hz) = 1(cps)
Length	Inch (in)	Metre (m)	(in) x (2.540 x 10 ⁻²) = (m)	(m) x 39.370 = (in)
Mass	Pound (lb _m)	Kilogram (kg)	(lb _m) x .4536 = (kg)	(kg) x 2.2046 = (lb _m)
Power	Electric Horsepower (HP)	Watt (W)	(HP) x (7.460 x 10 ²) = (W)	(W) x (1.3405 x 10 ⁻³) = (HP)
Pressure	Pounds/Sq In (psi)	Newtons/Sq Metre (N/m ²)	(psi) x (6.8948 x 10 ³) = (N/m ²)	(N/m ²) x (1.4504 x 10 ⁻⁴) = (psi)
	(psi)	Mega Pascal (MPa)	(Non-Preferred Conversions) (psi)/145 = MPa	(MPa) x 145 = (psi)
	(psi)	Bar (Bar)	psi/14.5 = Bar	(Bar) x (1.4504 x 10 ¹) = (psi)
	(Bar)	(N/m ²)	(Bar) x 100,000 = (N/m ²)	(N/m ²) x (1.00 x 10 ⁻³) = (Bar)
Temperature	Degrees Fahrenheit (°F)	Degrees Celsius (°C)	(°Celsius) = 0.556(°F-32)	(1.8°C) + 32 = °F
Torque	Pound-Inch (lb _f -in)	Newton-Metres (N-m)	(lb _f -in) x (1.1298 x 10 ⁻¹) = (N-m)	(N-m) x 8.8507 = (lb _f -in)
Volume	US Gallon (Gal)	Cubic Metre (m ³)	(Gal) x (3.7854 x 10 ⁻³) = (m ³)	(m ³) x (2.6417 x 10 ²) = (Gal)
		Litre (l)	(Non-Preferred Conversions) (Gal) x 3.7854 = (l)	(l) x (2.6417 x 10 ⁻¹) = (Gal)
Work	Foot-Pound (ft-lb _f)	Joule (J)	(ft-lb _f) x 1.3558 = (J)	(J) x (7.3756 x 10 ⁻¹) = (ft-lb _f)

EQUIPMENT

HOSE/CPLG.
SELECTION

TECH. DATA

EXT. &
VERY HIGH
PRESS. HOSE

GS CPLGS.

PCM CPLGS.

PCS CPLGS.

HIGH & MED.
PRESS. HOSEMEGACRIMP®
CPLGS.

PC CPLGS.

FIELD
ATTACHABLE
CPLGS.AIR BRAKE
HOSE &
CPLGS.MEGATECH®
C5
HOSE &
CPLGS.LOW PRESS.
HOSE &
CPLGS.C14 HOSE
& CPLGS.POLARSEAL®
HOSE &
CPLGS.PWR. STG.
HOSE &
CPLGS.THERMO-
PLASTIC
HOSE &
CPLGS.

ADAPTERS

QUICK
DISCONNECT
CPLGS.ACCESSORIES
& ASSORT-
MENTSPART NUMBER
INDEXES



Tightening And Torque Recommendations For Hydraulic Couplings

EQUIPMENT

HOSE/CPLG. SELECTION

TECH. DATA

EXT. & VERY HIGH PRESS. HOSE

The art of making a leak-proof connection with hydraulic couplings is to tighten the couplings properly at the time of installation. An overtightened coupling may be just as apt to leak as an under-tightened coupling. This is because over-tightening a coupling may result in overstressing and/or cracking.

GS CPLGS.

The torque values in the following tables give the minimum and maximum torque recommendations. The minimum value will create a leak-proof seal under most conditions. Applying torque values greater than the maximum recommendation will distort and/or crack the fitting. Values listed in SAE J514 are for qualification testing only and should not be used as the basis for setting up torque values for a production environment. These need to be established based on the coupling manufacturer's recommendations.

PCM CPLGS.

PCS CPLGS.

HIGH & MED. PRESS. HOSE

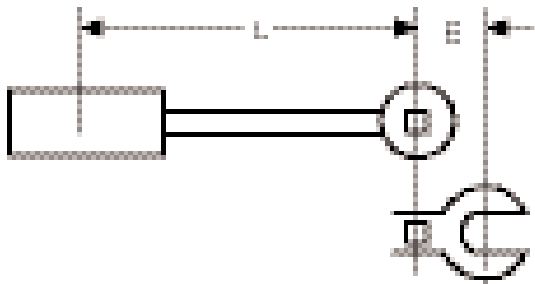
When tightening couplings, make sure that the hose does not twist on the adapter. Twisting will shorten hose life and scar the sealing surfaces of swivel type couplings (JIC, 45°, etc.), which can create leaks. For straight couplings, use a torque wrench on the hex, swivel, nut and a standard, box, wrench on the stem hex. Bent tube couplings can be restrained by holding onto the ferrule. When a crowsfoot wrench is used with a torque wrench, adjustments to the torque readings must be made otherwise overtightening will occur. The distance E, as shown below, from the center of the drive socket to the center of the crowsfoot must be added to the torque value reading.

MEGACRIMP® CPLGS.

PC CPLGS.

FIELD ATTACHABLE CPLGS.

The following equation can be used to make these adjustments:



AIR BRAKE HOSE & CPLGS.

MEGATECH® C5 HOSE & CPLGS.

LOW PRESS. HOSE & CPLGS.

$$\text{Actual Torque} = \frac{(E+L)}{L} \times (\text{Torque Wrench Reading}), \text{ where}$$

- L is in inches
- E is in inches
- Torque is in lb.-in., lb.-ft, or Newton-Meters

C14 HOSE & CPLGS.

An example of using this equation is shown below:

POLARSEAL® HOSE & CPLGS.

PWR. STG. HOSE & CPLGS.

Torque wrench reading = 45 lb.-ft.
E = 1.5 inches
L = 12 inches

THERMO-PLASTIC HOSE & CPLGS.

$$\text{Actual Torque} = \frac{(1.5+12)}{12} \times (45) = 50.6 \text{ lb.-ft}$$

ADAPTERS

This example shows that the actual torque is approximately 10% higher than the reading indicates. All torque recommendations are based on dry threads. If oil or thread sealant is used, the maximum recommended torque values could be decreased by as much as 25%.

QUICK DISCONNECT CPLGS.

We do recommend lubricating all O-rings prior to insertion into flange head and ORS grooves. This will minimize the possibility of nicking the O-ring when it is installed. The torque values obtained from tightening pipe threads can vary considerably, depending on the conditions of the threads. Adequate sealing can occur at values much lower than the maximum values listed in the chart. However, the minimum torque values must be used to obtain adequate sealing.

ACCESSORIES & ASSORTMENTS

PART NUMBER INDEXES



EQUIPMENT

HOSE/CPLG. SELECTION

TECH. DATA

EXT. & VERY HIGH PRESS. HOSE

GS CPLGS.

PCM CPLGS.

PCS CPLGS.

HIGH & MED. PRESS. HOSE

MEGACRIMP® CPLGS.

PC CPLGS.

FIELD ATTACHABLE CPLGS.

AIR BRAKE HOSE & CPLGS.

MEGATECH® C5 HOSE & CPLGS.

LOW PRESS. HOSE & CPLGS.

C14 HOSE & CPLGS.

POLARSEAL® HOSE & CPLGS.

PWR. STG. HOSE & CPLGS.

THERMO-PLASTIC HOSE & CPLGS.

ADAPTERS

QUICK DISCONNECT CPLGS.

ACCESSORIES & ASSORTMENTS

PART NUMBER INDEXES

Coupling & Adapter Installation Torque Recommendation – Continued

For 37° & 45° (Machined or Flared) and MegaSeal®

Size Dash	Fractional (In.)	Steel				Brass			
		Ft. Lbs.		Newton-Meters		Ft. Lbs.		Newton-Meters	
		Min.	Max.	Min.	Max.	Min.	Max.	Min.	Max.
-4	1/4	10	11	13	15	5	6	6-3/4	9
-5	5/16	13	15	18	20	7	9		10 13
-6	3/8	17	19	23	26	12	15		17 20
-8	1/2	34	38	47	52	20	24	27-2/3	33
-10	5/8	50	56	69	76	34	40	46-1/3	55
-12	3/4	70	78	96	106	53	60	72-1/3	82
-16	1	94	104	127	141	74	82	100-1/2	111
-20	1-1/4	124	138	169	188	75	83	101-1/2	113
-24	1-1/2	156	173	212	235	79	87		107 118
-32	2	219	243	296	329	158	175		214 237

For Flat-Face "O" Ring Seal (Steel)

Size Dash	Fractional (In.)	Ft.-Lbs.		Newton-Meters	
		Min.	Max.	Min.	Max.
-4	1/4	10	12	14	16
-6	3/8	18	20	24	27
-8	1/2	32	40	43	54
-10	5/8	46	56	60	75
-12	3/4	65	80	90	110
-14	7/8	65	80	90	110
-16	1	92	105	125	240
-20	1-1/4	125	140	170	190
-24	1-1/2	150	180	200	245

For SAE O-Ring Boss (Steel) & Gates Adapterless

Size Dash	Fractional (In.)	Ft.Lbs. Working Pressures 4,000 psi (27.5 Mpa) and below		Newton-Meters Working Pressures 4,000 psi (27.5 Mpa) and below		Ft.Lbs. Working Pressures Above 4,000 psi (27.5 Mpa)		Newton-Meters Working Pressures Above 4,000 psi (27.5 Mpa)	
		Min.	Max.	Min.	Max.	Min.	Max.	Min.	Max.
-3	3/16	—	—	—	—	8	10	11	13
-4	1/4	14	16	20	22	14	16	20	22
-5	5/16	—	—	—	—	18	20	24	27
-6	3/8	24	26	33	35	24	26	33	35
-8	1/2	37	44	50	60	50	60	68	78
-10	5/8	50	60	68	81	72	80	98	110
-12	3/4	75	83	101-1/2	113	125	135	170	183
-14	7/8	—	—	—	—	160	180	215	245
-16	1	111	125	150	170	200	220	270	300
-20	1-1/4	133	152	180	206	210	280	285	380
-24	1-1/2	156	184	212	250	270	360	370	490

For BSP 30° Inverted Cone

Size Dash	Fractional (In.)	Ft.-Lbs.		Newton-Meters	
		Min.	Max.	Min.	Max.
-2	1/8	7	9	9	12
-4	1/4	11	18	15	24
-6	3/8	19	28	26	38
-8	1/2	30	36	41	49
-10	5/8	37	44	50	60
-12	3/4	50	60	68	81
-16	1	79	95	107	129
-20	1-1/4	127	152	172	206
-24	1-1/2	167	190	226	258
-32	2	262	314	355	426

For DIN 2353 12°, 30° and Universal Inverted Cone

Size Light Series Tube O.D. (mm)	Heavy Series Tube O.D. (mm)	Ft.-Lbs.		Newton-Meters	
		Min.	Max.	Min.	Max.
-6	—	7	15	10	20
-8	—	15	26	20	35
-10	-8	18	30	25	40
-12	-10	22	33	30	45
-14	-12	26	37	35	50
-15	-14	30	52	40	70
—	-16	30	52	40	70
-18	—	44	74	60	100
-22	-20	59	89	80	120
-28	-25	74	111	100	150
—	-30	74	162	150	220
-35	—	133	184	180	250
-42	-38	148	221	200	300

Maximum Recommended Torque for Dry NPTF (Tapered) Pipe Threads*

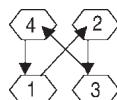
Size	Ft.-Lbs.	Newton-Meters
-2	20	25
-4	25	35
-6	35	45
-8	45	60
-12	55	75
-16	65	90
-20	80	110
-24	95	130
-32	120	160

*NOTES:

- The torque values obtained from tightening pipe threads can vary considerably depending on thread condition. Adequate sealing can occur at values much lower than the maximum values listed above. Only enough torque to achieve adequate sealing should be used.
- When using a male tapered pipe thread with a female straight or parallel pipe thread, maximum values are 50% of those listed in the table.
- If thread sealant is used, maximum values shown should be decreased by 25%.

For 4-Bolt Flange Connections

Bolt Size	Line Size	Torque Nm	Torque Lb-Ft
.31	-8	23	17
.38	-12	35	26
.44	-16	58	43
.50	-20	88	65
.63	-24	176	130
.75	-32	298	220



- The 4-bolt flange seal is a face seal. The shoulder which contains the seal must fit squarely against the mating surface and be held there with even tension on all bolts.
- Torque values apply to plated bolts and bolts with light engine oil.
- Lubricate o-ring with a light oil (SAE 10W or 20W) before assembly.
- Finger tighten all four bolts making sure the flange and fitting shoulder are started square.
- Tighten all bolts evenly by partially tightening each bolt as shown in the figure below and repeating the sequence until all bolts are tightened to the specific torque in the table.

MFA Torque Spec J514 Section 6

Tighten finger tight until the tubing no longer turns by hand (until the sleeve has started to grip the tube).

6.1.4 = After the sleeve has gripped the tube, tighten the nut one full turn or eight flats of the nut (360°).



EFG6K Spiral Wire Hose—SAE 100R15

Extremely High Pressure

EQUIPMENT

HOSE/CPLG. SELECTION

TECH. DATA

EXT. & VERY HIGH PRESS. HOSE

GS CPLGS.

PCM CPLGS.

PCS CPLGS.

HIGH & MED. PRESS. HOSE

MEGACRIMP® CPLGS.

PC CPLGS.

FIELD ATTACHABLE CPLGS.

AIR BRAKE HOSE & CPLGS.

MEGATECH™ C5 HOSE & CPLGS.

LOW PRESS. HOSE & CPLGS.

C14 HOSE & CPLGS.

POLARSEAL® HOSE & CPLGS.

PWR. STG. HOSE & CPLGS.

THERMO-PLASTIC HOSE & CPLGS.

ADAPTERS

QUICK DISCONNECT CPLGS.

ACCESSORIES & ASSORT-MENTS

PART NUMBER INDEXES

(Meets Flame Resistance Acceptance Designation "MSHA 2G")

For Biodegradable Hydraulic Fluids

Recommended For: Extremely high-pressure, high-impulse applications such as hydrostatic transmissions. EFG6K is designed to meet all requirements of SAE 100R15 specifications and performance requirements of EN 856 4SP (-6, -8, -10 and -12) and EN 856 4SH (-12, -16, and -20). **Compatible with biodegradable hydraulic fluids like polyolester, polyglycol and vegetable oil as well as standard petroleum-based fluids.** Available in 121' through 200' continuous lengths.

Tube: Black, oil resistant, synthetic rubber (Nitrile – Type C)*.

Reinforcement: Four (six for -20) alternating layers of spiraled, high tensile steel.

Cover: Black, oil resistant, synthetic rubber (Neoprene – Type A)*. Blue stripe with gold print layline. Available with unique abrasion-resistant MegaTuff® cover.

Temperature Range: -40°F to +250°F (-40°C to +121°C). For water emulsions etc., see page C8.

Couplings (see crimp manual for specifics):
GS Couplings, pages D6-42.



SPECIFICATIONS

Description	Part No. (Bulk Carton)	Product No. (Bulk Carton)	Hose I.D. (In.)	Hose O.D. (In.)	Working Pressure (psi)	Min. Burst Pressure (psi)	Min. Bend Radius (In.)	Approx. Bulk Carton Length (Ft.)
6EFG6K	70866	4651-1396	3/8	0.80	6,000	24,000	5.0	100
8EFG6K	70865	4651-1371	1/2	0.95	6,000	24,000	7.0	100
10EFG6K	70815	4651-1368	5/8	1.09	6,000	24,000	8.0	100
12EFG6K	70839	4651-1288	3/4	1.24	6,000	24,000	9.5	100
16EFG6K	70836	4651-1289	1	1.53	6,000	24,000	12.0	100
20EFG6K	70837	4651-1290	1-1/4	1.97	6,000	24,000	16.5	50

MEGATUFF® COVER SPECIFICATIONS

MegaTuff® hose lasts up to 300 times longer than standard hose during hose-to-hose and hose-to-metal abrasion tests per ISO 6945.

6EFG6K-MTF	70849	4651-1435	3/8	0.80	6,000	24,000	5.0	100
8EFG6K-MTF	70867	4651-1609	1/2	0.95	6,000	24,000	7.0	100
10EFG6K-MTF	70880	4651-1416	5/8	1.09	6,000	24,000	8.0	100
12EFG6K-MTF	70868	4651-1606	3/4	1.24	6,000	24,000	9.5	100
16EFG6K-MTF	70869	4651-1604	1	1.53	6,000	24,000	12.0	50
20EFG6K-MTF	70870	4651-1601	1-1/4	1.97	6,000	24,000	16.5	50

Global G6K Spiral Wire Hose—SAE 100R15

Extremely High Pressure

(Meets Flame Resistance Acceptance Designation "MSHA 2G")

Recommended For: Extremely high-pressure, high-impulse applications such as hydrostatic transmissions. G6K is designed to meet all requirements of SAE 100R15 specifications and performance requirements of EN 856 4SH (-24).

Revolutionary design: Makes designing and plumbing of extremely high-pressure hydraulic systems easy and efficient. 1-1/2" sizes available in 121' through 200' continuous lengths.

Tube: Black, oil resistant, synthetic rubber. (Neoprene – Type A)*.

Reinforcement: Six alternating layers of spiraled, high tensile steel.

Cover: Black, oil resistant, synthetic rubber (Neoprene – Type A)*. Dual gold stripe layline. Available with unique abrasion-resistant MegaTuff® cover.

Temperature Range: -40°F to +250°F (-40°C to +121°C). For water emulsions etc., see page C8.

Couplings (see crimp manual for specifics):
Permanent PCM Couplings (-24), pages D43-52.



SPECIFICATIONS

Description	Part No. (25' Length)	Part No. (Bulk Carton)	Product No. (Bulk Carton)	Hose I.D. (In.)	Hose O.D. (In.)	Working Pressure (psi)	Min. Burst Pressure (psi)	Min. Bend Radius (In.)	Approx. Bulk Carton Length (Ft.)
24G6K®	85566	70313	4651-0673	1-1/2	2.26	6,000	24,000	20.0	50

*24G6K requires a special 24PCM-G6K ferrule.

Hose stock specifications on page C7.



For Biodegradable Hydraulic Fluids

Recommended For: Extremely high-pressure hydraulic applications. EFG5K is designed to meet all requirements of SAE 100R13 specifications and performance requirements of EN 856 4SH (-16 and -20), EN 856 4SP (-8, -10 and -12) and EN 856 R13.

Compatible with biodegradable hydraulic fluids like polyolester, polyglycol and vegetable oil as well as standard petroleum-based fluids. Available in 121' through 200' continuous lengths.

Tube: Black, oil resistant synthetic rubber (Nitrile – Type C)*.

Reinforcement: Four (six for -20) layers of alternated, spiraled, high tensile steel wire.

Cover: Black, oil resistant synthetic rubber (Neoprene – Type A)*. Blue stripe with red print layline. Available with unique abrasion-resistant MegaTuff® cover.

Temperature Range: -40°F to +250°F (-40°C to +121°C). For water emulsions etc., see page C8.

Couplings (see crimp manual for specifics):
GS Couplings, pages D6-42.



(Meets Flame Resistance Acceptance Designation “MSHA 2G”)

SPECIFICATIONS								
Description	Part No. (Bulk Carton)	Product No. (Bulk Carton)	Hose I.D. (In.)	Hose O.D. (In.)	Working Pressure (psi)	Min. Burst Pressure (psi)	Min. Bend Radius (In.)	Approx. Bulk Carton Length (Ft.)
6EFG5K	70871	4651-1424	3/8	0.80	5,000	20,000	5.0	100
8EFG5K	70864	4651-1372	1/2	0.94	5,000	20,000	7.0	100
10EFG5K	70814	4651-1340	5/8	1.11	5,000	20,000	8.0	100
12EFG5K	70838	4651-1285	3/4	1.24	5,000	20,000	9.5	100
16EFG5K	70834	4651-1286	1	1.53	5,000	20,000	12.0	100
20EFG5K	70835	4651-1287	1-1/4	1.97	5,000	20,000	16.5	50

MEGATUFF® COVER SPECIFICATIONS

MegaTuff® hose lasts up to 300 times longer than standard hose during hose-to-hose and hose-to-metal abrasion tests per ISO 6945.

6EFG5K-MTF	70872	4651-1436	3/8	0.80	5,000	20,000	5.0	100
8EFG5K-MTF	70873	4651-1608	1/2	0.94	5,000	20,000	7.0	100
10EFG5K-MTF	70879	4651-1410	5/8	1.11	5,000	20,000	8.0	100
12EFG5K-MTF	70874	4651-1605	3/4	1.24	5,000	20,000	9.5	100
16EFG5K-MTF	70875	4651-1603	1	1.53	5,000	20,000	12.0	100
20EFG5K-MTF	70876	4651-1600	1-1/4	1.97	5,000	20,000	16.5	50

(Meets Flame Resistance Acceptance Designation “MSHA 2G”)

Recommended For: Extremely high-pressure hydraulic applications. G5K is designed to meet all requirements of SAE 100R13 specifications and performance requirements of EN 856 4SH (-24, and -32) and EN 856 R13. 1 1/2" to 2" sizes are available in 121' through 200' continuous lengths.

Tube: Black, oil resistant synthetic rubber (Neoprene – Type A)*.

Reinforcement: Six layers of alternated, spiraled, high tensile steel wire.

Cover: Black, oil resistant synthetic rubber (Neoprene – Type A)*. Dual red stripe layline. Available with unique abrasion-resistant MegaTuff® cover.

Temperature Range: -40°F to +250°F (-40°C to +121°C). For water emulsions, etc., see page C8.

Couplings (see crimp manual for specifics):

Permanent PCM Couplings (-24 and -32), pages D43–52.



Skiving Required for PCM Couplings

SPECIFICATIONS									
Description	Part No. (25' Length)	Part No. (Bulk Carton)	Product No. (Bulk Carton)	Hose I.D. (In.)	Hose O.D. (In.)	Working Pressure (psi)	Min. Burst Pressure (psi)	Min. Bend Radius (In.)	Approx. Bulk Carton Length (Ft.)
24G5K	85563	70379	4651-0405	1-1/2	2.26	5,000	20,000	20.0	50
32G5K	85564	70380	4651-0406	2	2.80	5,000	20,000	25.0	50

MEGATUFF® COVER SPECIFICATIONS

MegaTuff® hose lasts up to 300 times longer than standard hose during hose-to-hose and hose-to-metal abrasion tests per ISO 6945.

24G5K-MTF	85510	70479	4651-0446	1-1/2	2.26	5,000	20,000	20.0	50
32G5K-MTF	85511	70480	4651-0448	2	2.80	5,000	20,000	25.0	50

① 30' carton.

* Hose stock specifications on page C7.



EQUIPMENT

HOSE/CPLG. SELECTION

TECH. DATA

EXT. & VERY HIGH PRESS. HOSE

GS CPLGS.

PCM CPLGS.

PCS CPLGS.

HIGH & MED. PRESS. HOSE

MEGACRIMP® CPLGS.

PC CPLGS.

FIELD ATTACHABLE CPLGS.

AIR BRAKE HOSE & CPLGS.

MEGATECH® C5 HOSE & CPLGS.

LOW PRESS. HOSE & CPLGS.

C14 HOSE & CPLGS.

POLARSEAL® HOSE & CPLGS.

PWR. STG. HOSE & CPLGS.

THERMO-PLASTIC HOSE & CPLGS.

ADAPTERS

QUICK DISCONNECT CPLGS.

ACCESSORIES & ASSORTMENTS

PART NUMBER INDEXES

EFG4K Spiral Wire Hose - SAE 100R12

Extremely High Pressure

EQUIPMENT

HOSE/CPLG. SELECTION

TECH. DATA

EXT. & VERY HIGH PRESS. HOSE

GS CPLGS.

PCM CPLGS.

PCS CPLGS.

HIGH & MED. PRESS. HOSE

MEGACRIMP® CPLGS.

PC CPLGS.

FIELD ATTACHABLE CPLGS.

AIR BRAKE HOSE & CPLGS.

MEGATECH™ C5 HOSE & CPLGS.

LOW PRESS. HOSE & CPLGS.

C14 HOSE & CPLGS.

POLARSEAL® HOSE & CPLGS.

PWR. STG. HOSE & CPLGS.

THERMO-PLASTIC HOSE & CPLGS.

ADAPTERS

QUICK DISCONNECT CPLGS.

ACCESSORIES & ASSORT-MENTS

PART NUMBER INDEXES

(Meets Flame Resistance Acceptance Designation "MSHA 2G")

For Biodegradable Hydraulic Fluids

Recommended for: Extremely high-pressure, high-impulse applications. Exceeds all performance requirements for SAE 100R12, EN 856 R12 and EN 856 4SP (-16). **Compatible with biodegradable hydraulic fluids like polyolester, polyglycol and vegetable oil as well as standard petroleum-based fluids.** Available in 121' through 200' continuous lengths.

Tube: Black, oil resistant synthetic rubber (Nitrile - Type C)*.

Reinforcement: Four alternating layers of spiraled, high tensile steel wire.

Cover: Black, oil resistant, synthetic rubber (Neoprene - Type A)*. Blue stripe with white print layline. Available with unique abrasion-resistant MegaTuff® cover.

Temperature Range: -40°F to +250°F (-40°C to +121°C). For water emulsions etc., see C8.

Couplings (see crimp manual for specifics):
GS Couplings, pages D6-42.



SPECIFICATIONS

Description	Part No. (Bulk Carton)	Product No. (Bulk Carton)	Hose I.D. (In.)	Hose O.D. (In.)	Working Pressure (psi)	Min. Burst Pressure (psi)	Min. Bend Radius (In.)	Approx. Bulk Carton Length (Ft.)
6EFG4K	70811	4651-1338	3/8	0.80	4,000	16,000	2.5	100
8EFG4K	70863	4651-1339	1/2	0.94	4,000	16,000	3.5	100
10EFG4K	70813	4651-1367	5/8	1.09	4,000	16,000	4.0	100
12EFG4K	70831	4651-1282	3/4	1.21	4,000	16,000	4.8	100
16EFG4K	70832	4651-1283	1	1.50	4,000	16,000	6.0	100
20EFG4K	70833	4651-1284	1-1/4	1.85	4,000	16,000	8.3	50

PREPACKAGED CUT LENGTHS SPECIFICATIONS

Description	Part No. (25' Length)	Part No. (50' Length)	Product No. (50' Length)	Hose I.D. (In.)	Hose O.D. (In.)	Working Pressure (psi)	Min. Burst Pressure (psi)	Min. Bend Radius (In.)
6EFG4K	85477	85491	4651-1430	3/8	0.80	4,000	16,000	2.5
8EFG4K	85478	85492	4651-1431	1/2	0.94	4,000	16,000	3.5
12EFG4K	85480	85494	4651-1432	3/4	1.09	4,000	16,000	4.0
16EFG4K	85481	85495	4651-1433	1	1.21	4,000	16,000	4.8
20EFG4K	85482	85438	4651-4013	1-1/4	1.85	4,000	16,000	8.3

MEGATUFF® COVER SPECIFICATIONS

MegaTuff® hose lasts up to 300 times longer than standard hose during hose-to-hose and hose-to-metal abrasion tests per ISO 6945.

Description	Part No.	Product No.	Hose I.D. (In.)	Hose O.D. (In.)	Working Pressure (psi)	Min. Burst Pressure (psi)	Min. Bend Radius (In.)	Approx. Bulk Carton Length (Ft.)
6EFG4K-MTF	70945	4651-1610	3/8	0.80	4,000	16,000	2.5	100
8EFG4K-MTF	70946	4651-1607	1/2	0.94	4,000	16,000	3.5	100
10EFG4K-MTF	70947	4651-1404	5/8	1.09	4,000	16,000	4.0	100
12EFG4K-MTF	70877	4651-1405	3/4	1.21	4,000	16,000	4.8	100
16EFG4K-MTF	70948	4651-1406	1	1.50	4,000	16,000	6.0	100
20EFG4K-MTF	70949	4651-1602	1-1/4	1.85	4,000	16,000	8.3	50

EFG3K Spiral Wire Hose - SAE 100R12

Extremely High Pressure

(Meets Flame Resistance Acceptance Designation "MSHA 2G")

For Biodegradable Hydraulic Fluids

Recommended for: Extremely high-pressure, high-impulse applications. Exceeds all performance requirements for SAE 100R12 and EN 856 R12 and performance requirements of EN 856 4SP. **Compatible with biodegradable hydraulic fluids like polyolester, polyglycol and vegetable oil as well as standard petroleum-based fluids.** Available in 121' through 200' continuous lengths.


Tube: Black, oil resistant synthetic rubber (Nitrile - Type C)*.

Reinforcement: Four alternating layers of spiraled, high tensile steel wire.

Cover: Black, oil resistant, synthetic rubber (Neoprene - Type A)*. Blue stripe with white print layline. Available with unique abrasion-resistant MegaTuff® cover.

Temperature Range: -40°F to +250°F (-40°C to +121°C). For water emulsions, etc., see page C8.

Couplings (see crimp manual for specifics):
GS Couplings, pages D6-42.



SPECIFICATIONS

Description	Part No. (25' Length)	Part No. (50' Length)	Part No. (Bulk Carton)	Product No. (Bulk Carton)	Hose I.D. (In.)	Hose O.D. (In.)	Working Pressure (psi)	Min. Burst Pressure (psi)	Min. Bend Radius (In.)	Approx. Bulk Carton Length (Ft.)
20EFG3K	85489	85497	70539	4651-1381	1-1/4	1.85	3,000	12,000	8.3	100

PREPACKAGED CUT LENGTHS SPECIFICATIONS

Description	Part No. (Bulk Carton)	Product No. (Bulk Carton)	Hose I.D. (In.)	Hose O.D. (In.)	Working Pressure (psi)	Min. Burst Pressure (psi)	Min. Bend Radius (In.)	Approx. Bulk Carton Length (Ft.)
20EFG3KX50FT	85497	4651-1434	1-1/4	1.85	3,000	12,000	8.3	100

MEGATUFF® COVER SPECIFICATIONS

MegaTuff® hose lasts up to 300 times longer than standard hose during hose-to-hose and hose-to-metal abrasion tests per ISO 6945.

Description	Part No.	Product No.	Hose I.D. (In.)	Hose O.D. (In.)	Working Pressure (psi)	Min. Burst Pressure (psi)	Min. Bend Radius (In.)	Approx. Bulk Carton Length (Ft.)
20EFG3K-MTF	85490	70950	4651-1425	1-1/4	1.85	3,000	12,000	8.3

* Hose stock specifications on page C7.





(Meets Flame Resistance Acceptance Designation "MSHA 2G")

Recommended for: Extremely high-pressure, high-impulse applications. Exceeds all performance requirements for SAE 100R11, SAE 100R12, EN 856 4SP and EN 856 R12. Available in 121' through 200' continuous lengths.

Tube: Black, oil resistant synthetic rubber (Neoprene – Type A)*.

Reinforcement: Four alternating layers of spiraled, high tensile steel wire.

Cover: Black, oil resistant, synthetic rubber (Neoprene – Type A)*. Dual white stripe layline. Available with unique abrasion-resistant MegaTuff® cover.

Temperature Range: -40°F to +250°F (-40°C to +121°C). For water emulsions, etc., see page C8.

Couplings (see crimp manual for specifics):

GS Couplings, pages D6-42.

Permanent PCS Couplings (-24 and -32), pages D53-63.



SPECIFICATIONS

Description	Part No. (Bulk Carton)	Product No. (Bulk Carton)	Hose I.D. (In.)	Hose O.D. (In.)	Working Pressure (psi)	Min. Burst Pressure (psi)	Min. Bend Radius (In.)	Approx. Bulk Carton Length (Ft.)
24G3K	70587	4651-0536	1-1/2	2.11	3,000	12,000	20.0	50
32G3K	70588	4651-0537	2	2.63	3,000	12,000	25.0	50

MEGATUFF® COVER SPECIFICATIONS

MegaTuff® hose lasts up to 300 times longer than standard hose during hose-to-hose and hose-to-metal abrasion tests per ISO 6945.

24G3K-MTF	70585	4651-0569	1-1/2	2.11	3,000	12,000	20.0	50
32G3K-MTF	70586	4651-0570	2	2.63	3,000	12,000	25.0	50

(Meets Flame Resistance Acceptance Designation "MSHA 2G")

Recommended For: Very high-pressure hydraulic applications. Exceeds all performance requirements for SAE 100R12 and EN 856 R12 and performance requirements of EN 856 4SP (-16). C12 hose provides excellent impulse life.

Tube: Black, oil resistant, synthetic rubber (Neoprene – Type A)*.

Reinforcement: Four layers of alternated, spiraled high tensile steel wire.

Cover: Black, oil resistant, synthetic rubber (Neoprene – Type A)*. Available with unique abrasion-resistant MegaTuff® cover.

Temperature Range: -40°F to +250°F (-40°C to +121°C). For water emulsions, etc., see page C8.

Couplings (see crimp manual for specifics):

GS Couplings, pages D6-42.

Permanent PCS Couplings (-24 and -32), pages D53-63.



SPECIFICATIONS

Description	Part No. (25' Length)	Part No. (50' Length)	Part No. (Bulk Carton)	Product No. (Bulk Carton)	Hose I.D. (In.)	Hose O.D. (In.)	Working Pressure (psi)	Min. Burst Pressure (psi)	Min. Bend Radius (In.)	Approx. Bulk Carton Length (Ft.)
24C12M	85573	85595	70365	4651-0606	1-1/2	2.11	2,500	10,000	20.0	50
32C12M	85574	85596	70366	4651-0607	2	2.63	2,500	10,000	25.0	50

MEGATUFF® COVER SPECIFICATIONS

MegaTuff® hose lasts up to 300 times longer than standard hose during hose-to-hose and hose-to-metal abrasion tests per ISO 6945.

24C12M-MTF	85517	—	70439	4651-0591	1-1/2	2.13	2,500	10,000	20.0	50
32C12M-MTF	85518	—	70440	4651-0593	2	2.65	2,500	10,000	25.0	50

* Hose stock specifications on page C7.



EQUIPMENT

HOSE/CPLG. SELECTION

TECH. DATA

EXT. & VERY HIGH PRESS. HOSE

GS CPLGS.

PCM CPLGS.

PCS CPLGS.

HIGH & MED. PRESS. HOSE

MEGACRIMP® CPLGS.

PC CPLGS.

FIELD ATTACHABLE CPLGS.

AIR BRAKE HOSE & CPLGS.

MEGATECH® C5 HOSE & CPLGS.

LOW PRESS. HOSE & CPLGS.

C14 HOSE & CPLGS.

POLARSEAL® HOSE & CPLGS.

PWR. STG. HOSE & CPLGS.

THERMO-PLASTIC HOSE & CPLGS.

ADAPTERS

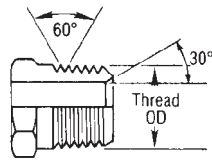
QUICK DISCONNECT CPLGS.

ACCESSORIES & ASSORTMENTS

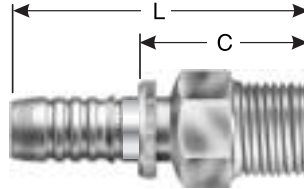
PART NUMBER INDEXES

GlobalSpiral™ Couplings – G20 Series

Male Pipe (NPTF – 30° Cone Seat)



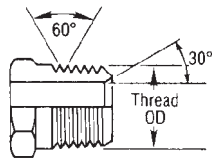
NPTF Solid Male (MP)



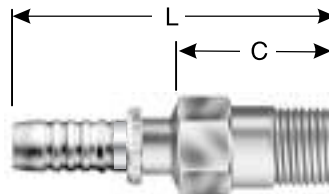
H1

Descr.	#		↔			H1	L		C	
			"	mm		"	"	mm	"	mm
6GS-6MP	G20100-0606	7347-20145	3/8	9.5	3/8-18	11/16	2.72	69.0	1.31	33.2
6GS-8MP	G20100-0608	7347-20155	3/8	9.5	1/2-14	7/8	2.87	73.0	1.46	37.1
8GS-8MP	G20100-0808	7347-20245	1/2	12.7	1/2-14	7/8	2.91	74.0	1.44	36.5
8GS-12MP	G20100-0812	7347-20265	1/2	12.7	3/4-14	1 1/16	3.03	77.0	1.56	39.5
10GS-8MP	G20100-1008	7347-20335	5/8	15.8	1/2-14	15/16	3.43	87.0	1.44	36.7
10GS-12MP	G20100-1012	7347-20355	5/8	15.8	3/4-14	1 1/8	3.58	91.0	1.60	40.7
12GS-8MP	G20100-1208	7347-20425	3/4	19.1	1/2-14	1 1/16	3.54	90.0	1.54	39.0
12GS-12MP	G20100-1212	7347-20445	3/4	19.1	3/4-14	1 1/16	3.54	90.0	1.54	39.0
12GS-16MP	G20100-1216	7347-20465	3/4	19.1	1-11 1/2	1 3/8	3.82	97.0	1.81	46.0
16GS-12MP	G20100-1612	7347-20535	1	25.4	3/4-14	1 3/8	3.98	101.0	1.74	44.2
16GS-16MP	G20100-1616	7347-20555	1	25.4	1-11 1/2	1 3/8	4.17	106.0	1.94	49.2
16GS-20MP	G20100-1620	7347-20565	1	25.4	1 1/4-11 1/2	1 3/4	4.29	109.0	2.06	52.2
20GS-20MP	G20100-2020	7347-20645	1 1/4	31.7	1 1/4-11 1/2	1 3/4	5.00	127.0	2.20	55.8

Male Pipe (NPTF – 30° Cone Seat) – Long Hex



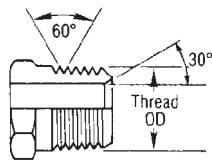
NPTF Solid Male (MP)



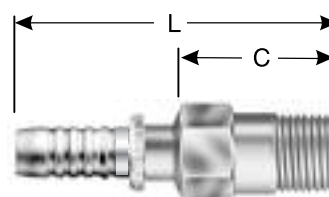
H1

Descr.	#		↔			H1	L		C	
			"	mm		"	"	mm	"	mm
16GS-16MPLH	G20103-1616	7347-76545	1	25.4	1 – 11 1/2	1 3/8	5.16	131	2.92	74.2

Male Pipe (NPTF – 30° Cone Seat) – API Threads



NPTF Solid Male (MP)



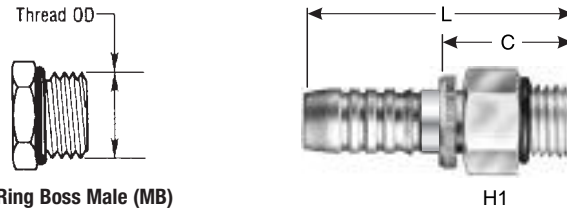
H1

Descr.	#		↔			H1	L		C	
			"	mm		"	"	mm	"	mm
20GS-20MPAPI	G20102-2020	7347-76955	1 1/4	31.7	1 1/4 – 11 1/2	1 3/4	5.51	140	2.7	68.9



Male O-Ring Boss

SAE J1926/2 ISO 11926-2 Heavy Duty (S Series) Stud End.



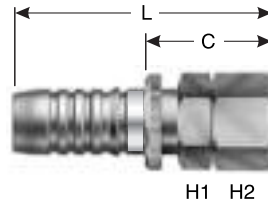
O-Ring Boss Male (MB)

H1

Descr.	#		⊕		🌀	H1			L		C	
			"	mm		"	"	mm	"	mm		
6GS-6MB	G20120-0606	7347-21145	3/8	9.5	9/16-18	11/16	2.56	65.0	1.15	29.2		
8GS-8MB	G20120-0808	7347-21245	1/2	12.7	3/4-16	7/8	2.76	70.0	1.28	32.6		
8GS-10MB	G20120-0810	7347-21255	1/2	12.7	7/8-14	1	2.83	72.0	1.36	34.5		
10GS-10MB	G20120-1010	7347-21345	5/8	15.8	7/8-14	1	3.46	88.0	1.48	37.7		
10GS-12MB	G20120-1012	7347-21355	5/8	15.8	1 1/16-12	1 1/4	3.46	88.0	1.48	37.7		
12GS-12MB	G20120-1212	7347-21445	3/4	19.1	1 1/16-12	1 1/4	3.66	93.0	1.65	42.0		
12GS-16MB	G20120-1216	7347-21465	3/4	19.1	1 5/16-12	1 1/2	3.54	90.0	1.54	39.0		
16GS-12MB	G20120-1612	7347-21535	1	25.4	1 1/16-12	1 3/8	3.98	101.0	1.74	44.2		
16GS-16MB	G20120-1616	7347-21555	1	25.4	1 5/16-12	1 1/2	3.86	98.0	1.62	41.2		
20GS-20MB	G20120-2020	7347-21645	1 1/4	31.7	1 5/8-12	1 7/8	4.53	115.0	1.73	43.9		

Female MegaSeal® Swivel

Gates High Performance Replacement for Female JIC Fittings – Connects to Standard Male JIC Termination.

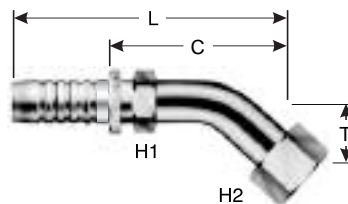


H1 H2

Descr.	#		⊕		🌀	H1		H2		L		C	
			"	mm		"	"	"	mm	"	mm		
12GS-12FMX	G20140-1212	7347-69445	3/4	19.1	1 1/16-12	1 1/8	1 1/4	4.02	102.0	2.02	51.3		
12GS-16FMX	G20140-1216	7347-69465	3/4	19.1	1 5/16-12	1 1/8	1 1/2	4.06	103.2	2.06	52.2		
16GS-16FMX	G20140-1616	7347-69555	1	25.4	1 5/16-12	1 1/2	1 1/2	4.37	111.0	2.15	54.5		
20GS-20FMX	G20140-2020	7347-69645	1 1/4	31.7	1 5/8-12	1 7/8	2	5.36	136.1	2.56	65.0		

Female MegaSeal® Swivel – 45° Bent Tube

Gates High Performance Replacement for Female JIC Fittings – Connects to Standard Male JIC Termination.



H1 H2

Descr.	#		⊕		🌀	H1		H2		T		L		C	
			"	mm		"	"	"	mm	"	mm	"	mm		
12GS-12FMX45-032	G20145-1212	7347-73275	3/4	19.1	1 1/16-12	1 1/8	1 1/4	1.26	32.0	5.08	129.0	3.07	78.0		
16GS-16FMX45-038	G20145-1616	7347-70555	1	25.4	1 5/16-12	1 1/2	1 1/2	1.50	38.0	6.26	159.0	4.04	102.6		

EQUIPMENT

HOSE/CPLG. SELECTION

TECH. DATA

EXT. & VERY HIGH PRESS. HOSE

GS CPLGS.

PCM CPLGS.

PCS CPLGS.

HIGH & MED. PRESS. HOSE

MEGACRIMP® CPLGS.

PC CPLGS.

FIELD ATTACHABLE CPLGS.

AIR BRAKE HOSE & CPLGS.

MEGATECH® C5 HOSE & CPLGS.

LOW PRESS. HOSE & CPLGS.

C14 HOSE & CPLGS.

POLARSEAL® HOSE & CPLGS.

PWR. STG. HOSE & CPLGS.

THERMO-PLASTIC HOSE & CPLGS.

ADAPTERS

QUICK DISCONNECT CPLGS.

ACCESSORIES & ASSORTMENTS

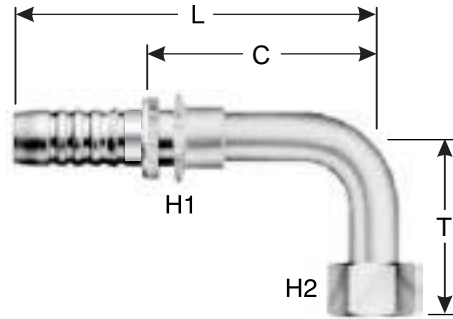
PART NUMBER INDEXES



GlobalSpiral™ Couplings – G20 Series

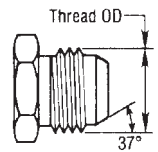
Female MegaSeal® Swivel – 90° Bent Tube

Gates High Performance Replacement for Female JIC Fittings – Connects to Standard Male JIC Termination.

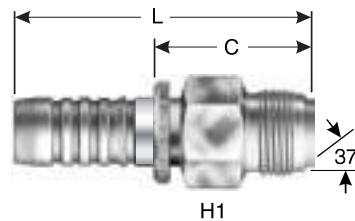


Descr.	#		⊕		🌀	H1	H2	T	L		C		
			"	mm		"	"		"	mm	"	mm	
12GS-12FMX90-048	G20149-1212	7347-71445	3/4	19.1	1 1/16-12	1 1/8	1 1/4	1.89	48.0	4.72	120.0	2.72	69.0
12GS-12FMX90-058	G20150-1212	7347-71395	3/4	19.1	1 1/16-12	1 1/8	1 1/4	2.28	58.0	4.72	120.0	2.72	69.0
12GS-12FMX90-096	G20151-1212	7347-71405	3/4	19.1	1 1/16-12	1 1/8	1 1/4	3.78	96.0	4.72	120.0	2.72	69.0
12GS-16FMX90-056	G20150-1216	7347-71465	3/4	19.1	1 5/16-12	1 1/8	1 1/2	2.20	56.0	5.39	137.0	3.39	86.0
16GS-16FMX90-056	G20149-1616	7347-71555	1	25.4	1 5/16-12	1 1/2	1 1/2	2.20	56.0	5.67	144.0	3.45	87.6
16GS-16FMX90-071	G20150-1616	7347-71505	1	25.4	1 5/16-12	1 1/2	1 1/2	2.80	71.0	5.67	144.0	3.45	87.6

Male JIC 37° Flare



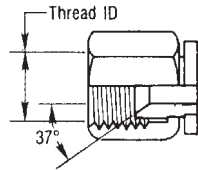
Male JIC 37° (MJ)



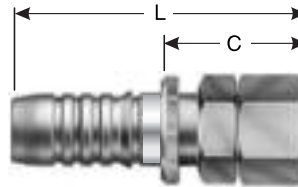
Descr.	#		⊕		🌀	H1	L		C	
			"	mm		"	"	mm	"	mm
6GS-6MJ	G20165-0606	7347-22145	3/8	9.5	9/16-18	11/16	2.60	66.0	1.19	30.2
6GS-8MJ	G20165-0608	7347-22155	3/8	9.5	3/4-16	13/16	2.76	70.0	1.35	34.2
6GS-10MJ	G20165-0610	7347-22165	3/8	9.5	7/8-14	15/16	3.03	77.0	1.62	41.2
8GS-8MJ	G20165-0808	7347-22245	1/2	12.7	3/4-16	13/16	2.83	72.0	1.36	34.5
8GS-10MJ	G20165-0810	7347-22255	1/2	12.7	7/8-14	7/8	2.95	75.0	1.48	37.5
10GS-10MJ	G20165-1010	7347-22345	5/8	15.8	7/8-14	15/16	3.62	92.0	1.64	41.7
10GS-12MJ	G20165-1012	7347-22355	5/8	15.8	1 1/16-12	1 1/16	3.70	94.0	1.72	43.7
12GS-12MJ	G20165-1212	7347-22445	3/4	19.1	1 1/16-12	1 1/8	3.66	93.0	1.65	42.0
12GS-14MJ	G20165-1214	7347-22455	3/4	19.1	1 3/16-12	1 1/4	3.70	94.0	1.69	43.0
12GS-16MJ	G20165-1216	7347-22465	3/4	19.1	1 5/16-12	1 5/16	3.78	96.0	1.77	45.0
16GS-16MJ	G20165-1616	7347-22555	1	25.4	1 5/16-12	1 3/8	4.09	104.0	1.86	47.2
16GS-20MJ	G20165-1620	7347-22585	1	25.4	1 5/8-12	1 5/8	4.27	108.5	2.04	51.7
20GS-20MJ	G20165-2020	7347-22645	1 1/4	31.7	1 5/8-12	1 3/4	4.92	125.0	2.12	53.9



Female JIC 37° Flare Swivel



JIC 37° Flare Female (FJX)

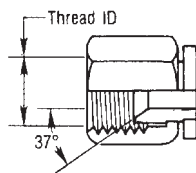


H1 H2

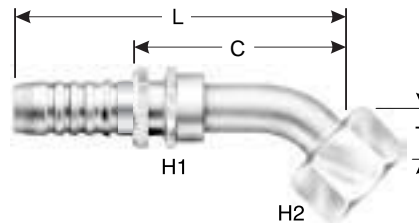
Descr.	#		⊖		🌀	H1	H2	L		C	
			"	mm		"	"	"	mm	"	mm
6GS-6FJX	G20170-0606	7347-24145	3/8	9.5	9/16-18	3/4	3/4	2.72	69.0	1.31	33.2
6GS-8FJX	G20170-0608	7347-24155	3/8	9.5	3/4-16	3/4	7/8	2.80	71.0	1.39	35.2
8GS-8FJX	G20170-0808	7347-24245	1/2	12.7	3/4-16	7/8	7/8	2.83	72.0	1.36	34.5
8GS-10FJX	G20170-0810	7347-24255	1/2	12.7	7/8-14	7/8	1 1/16	2.99	75.9	1.51	38.4
8GS-12FJX	G20170-0812	7347-24265	1/2	12.7	1 1/16-12	7/8	1 1/4	3.03	77.0	1.56	39.5
10GS-10FJX	G20170-1010	7347-24345	5/8	15.8	7/8-14	1	1 1/16	3.68	93.5	1.70	43.2
10GS-12FJX	G20170-1012	7347-24355	5/8	15.8	1 1/16-12	1	1 1/4	3.74	95.0	1.76	44.7
12GS-10FJX	G20170-1210	7347-24435	3/4	19.1	7/8-14	1 1/16	1 1/8	3.87	98.4	1.87	47.4
12GS-12FJX	G20170-1212	7347-24445	3/4	19.1	1 1/16-12	1	1 1/4	3.87	98.2	1.85	47.0
12GS-14FJX	G20170-1214	7347-24455	3/4	19.1	1 3/16-12	1 1/8	1 3/8	4.06	103.2	2.06	52.2
12GS-16FJX	G20170-1216	7347-24465	3/4	19.1	1 5/16-12	1 1/4	1 1/2	4.02	102.0	2.01	51.0
16GS-12FJX	G20170-1612	7347-24535	1	25.4	1 1/16-12	1 3/8	1 3/8	4.23	107.5	2.00	50.7
16GS-14FJX	G20170-1614	7347-24545	1	25.4	1 3/16-12	1 3/8	1 1/2	4.25	107.9	2.01	51.1
16GS-16FJX	G20170-1616	7347-24555	1	25.4	1 5/16-12	1 1/2	1 1/2	4.30	109.2	2.08	52.8
16GS-20FJX	G20170-1620	7347-24565	1	25.4	1 5/8-12	1 1/2	2	4.53	115.0	2.31	58.6
20GS-16FJX	G20170-2016	7347-24635	1 1/4	31.7	1 5/16-12	1 3/4	1 5/8	5.08	129.0	2.28	57.9
20GS-20FJX	G20170-2020	7347-24645	1 1/4	31.7	1 5/8-12	1 7/8	2	5.29	134.4	2.56	64.9
20GS-24FJX	G20170-2024	7347-24655	1 1/4	31.7	1 7/8 - 12	1 7/8	2 3/8	5.39	137.0	2.59	65.9

Female JIC 37° Flare Swivel – 30° Bent Tube

S, M and L Drops per ISO Final Draft International Standard 12151-S.



JIC 37° Flare Female (FJX)



Descr.	#		⊖		🌀	H1	H2	T	L		C		
			"	mm		"	"	"	mm	"	mm	"	mm
16GS-16FJX30M	G20172-1616	7347-73055	1	25.4	1 5/16-12	1 7/8	1 1/2	1.06	27.0	6.02	153.0	3.80	96.6

EQUIPMENT

HOSE/CPLG. SELECTION

TECH. DATA

EXT. & VERY HIGH PRESS. HOSE

GS CPLGS.

PCM CPLGS.

PCS CPLGS.

HIGH & MED. PRESS. HOSE

MEGACRIMP® CPLGS.

PC CPLGS.

FIELD ATTACHABLE CPLGS.

AIR BRAKE HOSE & CPLGS.

MEGATECH™ C5 HOSE & CPLGS.

LOW PRESS. HOSE & CPLGS.

C14 HOSE & CPLGS.

POLARSEAL® HOSE & CPLGS.

PWR. STG. HOSE & CPLGS.

THERMO-PLASTIC HOSE & CPLGS.

ADAPTERS

QUICK DISCONNECT CPLGS.

ACCESSORIES & ASSORTMENTS

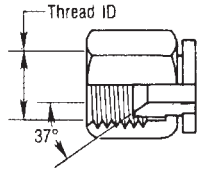
PART NUMBER INDEXES



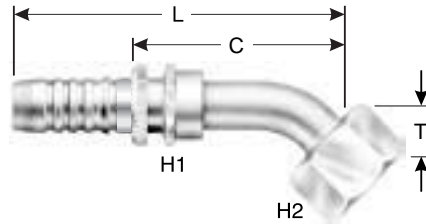
GlobalSpiral™ Couplings – G20 Series

Female JIC 37° Flare Swivel – 45° Bent Tube

S, M and L Drops per ISO Final Draft International Standard 12151-S.

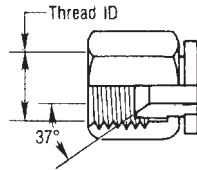


JIC 37° Flare Female (FJX)

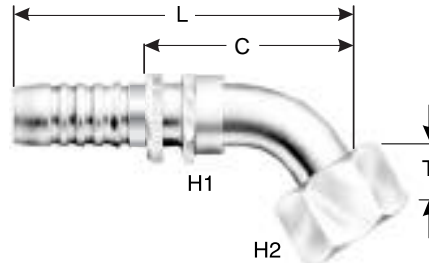


Descr.	#		⌀		🌀	H1	H2	T		L		C	
			"	mm		"	"	"	mm	"	mm	"	mm
6GS-6FJX45S	G20174-0606	7347-25145	3/8	9.5	9/16-18	3/4	3/4	0.43	11.0	3.23	82.0	1.82	46.2
6GS-8FJX45S	G20174-0608	7347-25155	3/8	9.5	3/4-16	3/4	7/8	0.59	15.0	3.66	93.0	2.25	57.2
8GS-8FJX45S	G20174-0808	7347-25245	1/2	12.7	3/4-16	7/8	7/8	0.59	15.0	3.70	94.0	2.22	56.5
8GS-10FJX45S	G20174-0810	7347-25255	1/2	12.7	7/8-14	7/8	1 1/16	0.63	16.0	3.58	91.0	2.11	53.5
10GS-10FJX45S	G20174-1010	7347-25345	5/8	15.8	7/8-14	1	1 1/16	0.63	16.0	4.37	111.0	2.39	60.7
10GS-12FJX45S	G20174-1012	7347-25355	5/8	15.8	1 1/16-12	1	1 1/4	0.83	21.0	4.80	122.0	2.82	71.7
12GS-12FJX45S	G20174-1212	7347-25445	3/4	19.1	1 1/16-12	1 1/8	1 1/4	0.83	21.0	5.12	130.0	3.11	79.0
12GS-16FJX45S	G20174-1216	7347-25465	3/4	19.1	1 5/16-12	1 1/8	1 1/2	0.94	24.0	5.39	137.0	3.39	86.0
16GS-16FJX45S	G20174-1616	7347-25555	1	25.4	1 5/16-12	1 1/2	1 1/2	0.94	24.0	5.98	152.0	3.77	95.7
16GS-16FJX45M	G20175-1616	7347-26555	1	25.4	1 5/16-12	1 1/2	1 1/2	1.50	38.0	6.30	160.0	4.08	103.6
16GS-20FJX45S	G20174-1620	7347-25565	1	25.4	1 5/8-12	1 1/2	2	0.98	25.0	6.46	164.0	4.24	107.6
20GS-20FJX45-038	G20175-2020	7347-76175	1 1/4	31.7	1 5/8-12	1 7/8	2	1.50	38.0	7.09	180.0	4.29	108.9

Female JIC 37° Flare Swivel – 60° Bent Tube



JIC 37° Flare Female (FJX)



Descr.	#		⌀		🌀	H1	H2	T		L		C	
			"	mm		"	"	"	mm	"	mm	"	mm
12GS-12FJX60-043	G20177-1212	7347-76795	3/4	19.1	1 1/16-12	1 1/8	1 1/4	1.69	43.0	5.59	142.0	3.58	91.0

EQUIPMENT

HOSE/CPLG. SELECTION

TECH. DATA

EXT. & VERY HIGH PRESS. HOSE

GS CPLGS.

PCM CPLGS.

PCS CPLGS.

HIGH & MED. PRESS. HOSE

MEGACRIMP® CPLGS.

PC CPLGS.

FIELD ATTACHABLE CPLGS.

AIR BRAKE HOSE & CPLGS.

MEGATECH® C5 HOSE & CPLGS.

LOW PRESS. HOSE & CPLGS.

C14 HOSE & CPLGS.

POLARSEAL® HOSE & CPLGS.

PWR. STG. HOSE & CPLGS.

THERMO-PLASTIC HOSE & CPLGS.

ADAPTERS

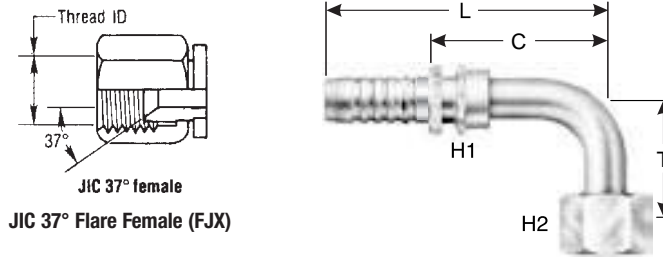
QUICK DISCONNECT CPLGS.

ACCESSORIES & ASSORTMENTS

PART NUMBER INDEXES

Female JIC 37° Flare Swivel – 90° Bent Tube

S, M, and L Drops per ISO Final Draft International Standard 12151-S.



JIC 37° Flare Female (FJX)

Descr.	#		⊕		🌀	H1	H2	T		L		C	
			"	mm		"	"	"	mm	"	mm	"	mm
6GS-6FJX90S	G20179-0606	7347-27145	3/8	9.5	9/16-18	3/4	3/4	0.91	23.0	3.11	79.0	1.70	43.2
6GS-6FJX90S	G20179-0606	7347-27145	3/8	9.5	9/16-18	3/4	3/4	0.91	23.0	3.11	79.0	1.70	43.2
6GS-6FJX90L	G20181-0606	7347-29145	3/8	9.5	9/16-18	3/4	3/4	2.13	54.0	3.39	86.0	1.98	50.2
6GS-8FJX90M	G20180-0608	7347-28155	3/8	9.5	3/4-16	3/4	7/8	1.61	41.0	3.58	91.0	2.17	55.2
6GS-8FJX90-083	G20181-0608	7347-76785	3/8	9.5	3/4-16	3/4	7/8	3.27	83.0	3.58	91.0	2.17	55.2
8GS-8FJX90S	G20179-0808	7347-27245	1/2	12.7	3/4-16	7/8	7/8	1.14	29.0	3.39	86.0	1.91	48.6
8GS-8FJX90M	G20180-0808	7347-28245	1/2	12.7	3/4-16	7/8	7/8	1.61	41.0	3.62	92.0	2.15	54.6
8GS-8FJX90L	G20181-0808	7347-29245	1/2	12.7	3/4-16	7/8	7/8	2.52	64.0	3.62	92.0	2.15	54.6
8GS-8FJX90XL	G20182-0808	7347-73065	1/2	12.7	3/4-16	7/8	7/8	4.06	103.0	3.62	92.0	2.15	54.6
8GS-10FJX90S	G20179-0810	7347-27255	1/2	12.7	7/8-14	7/8	1 1/16	1.26	32.0	3.62	92.0	2.15	54.5
8GS-10FJX90M	G20180-0810	7347-28165	1/2	12.7	7/8-14	7/8	1 1/16	1.85	47.0	3.50	89.0	2.01	51.0
8GS-10FJX90L	G20181-0810	7347-29255	1/2	12.7	7/8-14	7/8	1 1/16	3.27	83.0	3.74	95.0	2.03	51.5
8GS-12FJX90S	G20179-0812	7347-27265	1/2	12.7	1 1/16-12	7/8	1 1/4	1.89	48.0	4.37	111.0	2.89	73.5
10GS-10FJX90S	G20179-1010	7347-27345	5/8	15.8	7/8-14	1	1 1/16	1.26	32.0	4.21	107.0	2.24	56.8
10GS-10FJX90M	G20180-1010	7347-28345	3/4	19.1	7/8-14	1	1 1/16	1.85	47.0	4.21	107.0	2.23	56.7
10GS-12FJX90M	G20180-1012	7347-28355	5/8	15.8	1 1/16-12	1	1 1/4	2.28	58.0	4.76	121.0	2.78	70.7
12GS-12FJX90S	G20179-1212	7347-27445	3/4	19.1	1 1/16-12	1 1/8	1 1/4	1.89	48.0	4.45	113.0	2.44	62.0
12GS-12FJX90M	G20180-1212	7347-28445	3/4	19.1	1 1/16-12	1 1/8	1 1/4	2.28	58.0	4.45	113.0	2.44	62.0
12GS-12FJX90L	G20181-1212	7347-29445	3/4	19.1	1 1/16-12	1 1/8	1 1/4	3.78	96.0	4.45	113.0	2.44	62.0
12GS-14FJX90-060	G20180-1214	7347-28455	3/4	19.1	1 3/16-12	1 1/8	1 3/8	2.36	60.0	5.55	141.0	3.54	90.0
12GS-16FJX90S	G20179-1216	7347-27465	3/4	19.1	1 5/16-12	1 1/8	1 1/2	2.20	56.0	5.31	135.0	3.31	84.0
12GS-16FJX90M	G20180-1216	7347-28465	3/4	19.1	1 5/16-12	1 1/8	1 1/2	2.80	71.0	5.31	135.0	3.31	84.0
16GS-16FJX90S	G20179-1616	7347-27555	1	25.4	1 5/16-12	1 7/8	1 1/2	2.20	56.0	5.67	144.0	3.45	87.6
16GS-16FJX90M	G20180-1616	7347-28555	1	25.4	1 5/16-12	1 1/2	1 1/2	2.80	71.0	5.67	144.0	3.45	87.6
16GS-16FJX90L	G20181-1616	7347-29555	1	25.4	1 5/16-12	1 1/2	1 1/2	4.49	114.0	5.67	144.0	3.45	7.6
16GS-20FJX90L	G20181-1620	7347-29565	1	25.4	1 5/8-12	1 1/2	2	5.08	129.0	6.06	154.0	3.84	97.6
20GS-20FJX90S	G20179-2020	7347-27645	1 1/4	31.7	1 5/8-12	1 7/8	2	2.52	64.0	6.85	174.0	4.05	102.9
20GS-20FJX90M	G20180-2020	7347-28645	1 1/4	31.7	1 5/8-12	1 7/8	2	3.07	78.0	6.85	174.0	4.05	102.9
20GS-20FJX90L	G20181-2020	7347-29645	1 1/4	31.7	1 5/8-12	1 7/8	2	5.08	129.0	6.85	174.0	4.05	102.9

- EQUIPMENT
- HOSE/CPLG. SELECTION
- TECH. DATA
- EXT. & VERY HIGH PRESS. HOSE
- GS CPLGS.
- PCM CPLGS.
- PCS CPLGS.
- HIGH & MED. PRESS. HOSE
- MEGACRIMP® CPLGS.
- PC CPLGS.
- FIELD ATTACHABLE CPLGS.
- AIR BRAKE HOSE & CPLGS.
- MEGATECH™ C5 HOSE & CPLGS.
- LOW PRESS. HOSE & CPLGS.
- C14 HOSE & CPLGS.
- POLARSEAL® HOSE & CPLGS.
- PWR. STG. HOSE & CPLGS.
- THERMO-PLASTIC HOSE & CPLGS.
- ADAPTERS
- QUICK DISCONNECT CPLGS.
- ACCESSORIES & ASSORTMENTS
- PART NUMBER INDEXES



GlobalSpiral™ Couplings – G20 Series

EQUIPMENT

HOSE/CPLG. SELECTION

TECH. DATA

EXT. & VERY HIGH PRESS. HOSE

GS CPLGS.

PCM CPLGS.

PCS CPLGS.

HIGH & MED. PRESS. HOSE

MEGACRIMP® CPLGS.

PC CPLGS.

FIELD ATTACHABLE CPLGS.

AIR BRAKE HOSE & CPLGS.

MEGATECH® C5 HOSE & CPLGS.

LOW PRESS. HOSE & CPLGS.

C14 HOSE & CPLGS.

POLARSEAL® HOSE & CPLGS.

PWR. STG. HOSE & CPLGS.

THERMO-PLASTIC HOSE & CPLGS.

ADAPTERS

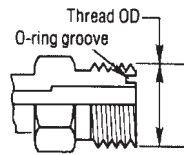
QUICK DISCONNECT CPLGS.

ACCESSORIES & ASSORTMENTS

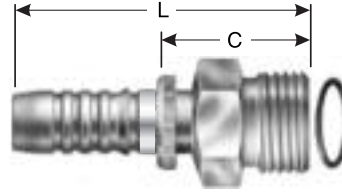
PART NUMBER INDEXES

Male Flat-Face O-Ring

Utilizes SAE J1453 Captive O-Ring Groove for Improved O-Ring Retention.
Metric Hex per ISO Draft International Standard 12151-1.
Includes Peroxide-cured O-Ring.



Male Flat-Face O-Ring (MFFOR)

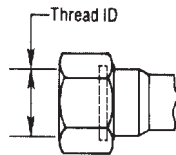


H1

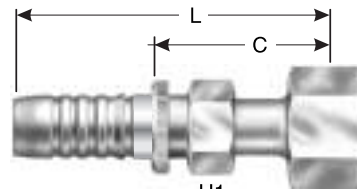
Descr.	#		↻		🌀	H1	L		C	
			"	mm		mm	"	mm	"	mm
6GS-6MFFOR	G20225-0606	7347-23865	3/8	9.5	11/16-16	19	2.52	64	1.11	28.2
8GS-8MFFOR	G20225-0808	7347-23825	1/2	12.7	13/16-16	22	2.68	68	1.2	30.5
10GS-10MFFOR	G20225-1010	7347-23875	5/8	15.8	1-14	27	3.42	87	1.44	36.7
10GS-12MFFOR	G20225-1012	7347-23885	5/8	15.8	1 3/16-12	32	3.5	89	1.52	38.7
12GS-12MFFOR	G20225-1212	7347-23835	3/4	19.1	1 3/16-12	32	3.5	89	1.5	38
12GS-16MFFOR	G20225-1216	7347-23845	3/4	19.1	1 7/16-12	41	3.74	95	1.73	44
16GS-16MFFOR	G20225-1616	7347-23815	1	25.4	1 7/16-12	35	4.02	102	1.78	45.2
20GS-20MFFOR	G20225-2020	7347-23855	1 1/4	31.7	1 11/16-12	13	4.72	120	1.93	48.9

Female Flat-Face O-Ring Swivel

SAE J1453 O-Ring Face Seal.
Metric Hex per ISO Draft International Standard 12151-1.



O-Ring Face Seal Swivel Female (FFORX)



H1

H2

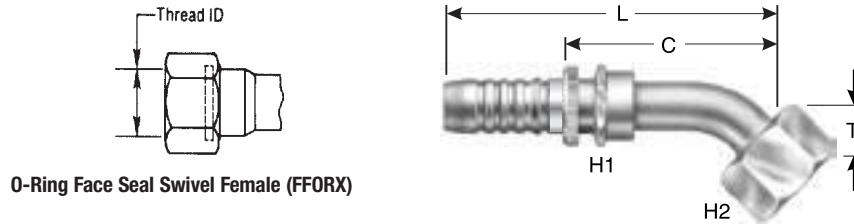
Descr.	#		↻		🌀	H1	H2	L		C	
			"	mm		mm	mm	"	mm	mm	mm
6GS-6FFORX	G20230-0606	7347-30145	3/8	9.5	11/16-16	22	22	2.72	69	1.31	33.2
6GS-8FFORX	G20230-0608	7347-30155	3/8	9.5	13/16-16	22	24	2.83	72	1.43	36.2
8GS-8FFORX	G20230-0808	7347-30245	1/2	12.7	13/16-16	27	24	2.87	73	1.4	35.5
8GS-10FFORX	G20230-0810	7347-30255	1/2	12.7	1-14	27	30	3.07	78	1.59	40.5
8GS-12FFORX	G20230-0812	7347-30265	1/2	12.7	1 3/16-12	27	36	3.11	79	1.63	41.5
10GS-10FFORX	G20230-1010	7347-30345	5/8	15.8	1-14	30	30	3.7	94	1.72	43.7
10GS-12FFORX	G20230-1012	7347-30355	5/8	15.8	1 3/16-12	30	36	3.74	95	1.76	44.7
12GS-10FFORX	G20230-1210	7347-30435	3/4	19.1	1-14	32	30	3.82	97	1.81	46
12GS-12FFORX	G20230-1212	7347-30445	3/4	19.1	1 3/16-12	32	36	3.9	99	1.89	48
12GS-16FFORX	G20230-1216	7347-30465	3/4	19.1	1 7/16-12	32	24	4.06	103	2.05	52
12GS-20FFORX	G20230-1220	7347-30475	1/4	6.4	1 11/16-12	32	50	3.91	99.3	1.9	48.3
16GS-16FFORX	G20230-1616	7347-30555	1	25.4	1 7/16-12	41	24	4.36	110.8	2.14	54.4
16GS-20FFORX	G20230-1620	7347-30565	1	25.4	1 11/16-12	41	50	4.36	110.7	2.14	54.3
20GS-20FFORX	G20230-2020	7347-30645	1 1/4	31.7	1 11/16-12	50	50	5.04	128	2.24	56.9



Female Flat-Face O-Ring Swivel – 45° Bent Tube

SAE J1453 O-Ring Face Seal.

Metric Hex per ISO Draft International Standard 12151-1.



O-Ring Face Seal Swivel Female (FFORX)

Descr.	#		⊕		🌀	H1	H2	T		L		C	
			"	mm		mm	mm	"	mm	"	mm	"	mm
6GS-6FFORX45S	G20234-0606	7347-31145	3/8	9.5	11/16-16	22	22	0.43	11	3.23	82	1.82	46.2
6GS-8FFORX45S	G20234-0608	7347-31155	3/8	9.5	13/16-16	22	24	0.59	15	3.66	93	2.25	57.2
8GS-8FFORX45S	G20234-0808	7347-31245	1/2	12.7	13/16-16	27	24	0.59	15	3.7	94	2.22	56.5
8GS-10FFORX45S	G20234-0810	7347-31255	1/2	12.7	1-14	27	30	0.63	16	3.9	99	2.42	61.5
8GS-12FFORXMM45S-021	G20234-0812	7347-31265	1/2	12.7	1 3/16-12	27	36	0.82	21	4.53	115	3.05	77.5
10GS-10FFORX45S	G20234-1010	7347-31345	5/8	15.8	1-14	30	30	0.63	16	4.37	111	2.39	60.7
12GS-12FFORX45S	G20234-1212	7347-31445	3/4	19.1	1 3/16-12	32	36	0.83	21	4.92	125	2.91	74
12GS-16FFORX45S	G20234-1216	7347-31465	3/4	19.1	1 7/16-12	32	24	0.94	24	5.39	137	3.39	86
16GS-16FFORX45S	G20234-1616	7347-31555	1	25.4	1 7/16-12	41	24	0.94	24	5.67	144	3.46	87.8
16GS-20FFORX45S	G20234-1620	7347-31565	1	25.4	1 11/16-12	41	50	0.98	25	6.46	164	4.24	107.6
20GS-20FFORX45-032	G20234-2020	7347-76045	1 1/4	31.7	1 11/16-12	50	50	1.26	32	7.09	180	4.29	108.9

EQUIPMENT

HOSE/CPLG. SELECTION

TECH. DATA

EXT. & VERY HIGH PRESS. HOSE

GS CPLGS.

PCM CPLGS.

PCS CPLGS.

HIGH & MED. PRESS. HOSE

MEGACRIMP® CPLGS.

PC CPLGS.

FIELD ATTACHABLE CPLGS.

AIR BRAKE HOSE & CPLGS.

MEGATECH® C5 HOSE & CPLGS.

LOW PRESS. HOSE & CPLGS.

C14 HOSE & CPLGS.

POLARSEAL® HOSE & CPLGS.

PWR. STG. HOSE & CPLGS.

THERMO-PLASTIC HOSE & CPLGS.

ADAPTERS

QUICK DISCONNECT CPLGS.

ACCESSORIES & ASSORTMENTS

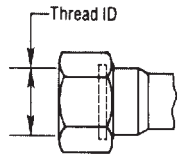
PART NUMBER INDEXES



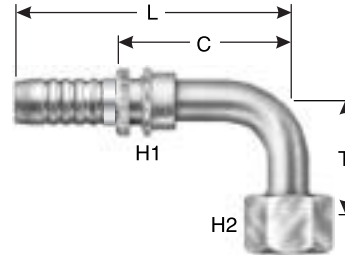
Female Flat-Face O-Ring Swivel – 90° Bent Tube

SAE J1453 O-Ring Face Seal.

Metric Hex per ISO Draft International Standard 12151-1.



O-Ring Face Seal Swivel Female (FFORX)



DESCR.	#		⊖		🌀	H1	H2	T		L		C	
			"	mm		mm	mm	"	mm	"	mm	"	mm
6GS-6FFORX90S	G20239-0606	7347-32145	3/8	9.5	11/16-16	22	22	0.91	23.0	3.07	78.0	1.66	42.2
6GS-6FFORX90L	G20241-0606	7347-34145	3/8	9.5	11/16-16	22	22	2.13	54.0	3.35	85.0	1.94	49.2
6GS-8FFORX90M	G20240-0608	7347-33155	3/8	9.5	13/16-16	22	24	1.61	41.0	3.35	85.0	1.94	49.2
8GS-8FFORX90S	G20239-0808	7347-32245	1/2	12.7	13/16-16	27	24	1.14	29.0	3.39	86.0	1.91	48.5
8GS-8FFORX90M	G20240-0808	7347-33245	1/2	12.7	13/16-16	27	24	1.61	41	3.39	86	1.91	48.5
8GS-8FFORX90L	G20241-0808	7347-73845	1/2	12.7	13/16-16	27	24	3.27	83.0	3.39	86.0	1.91	48.5
8GS-10FFORX90M	G20240-0810	7347-33255	1/2	12.7	1-14	27	30	1.85	47.0	3.98	101.0	2.50	63.5
8GS-10FFORX90L	G20241-0810	7347-34255	1/2	12.7	1-14	27	30	2.76	70	3.98	101	2.5	63.5
8GS-12FFORX90S	G20239-0812	7347-32265	1/2	12.7	1 3/16-12	27	36	1.89	48.0	4.21	107.0	2.74	69.5
10GS-10FFORX90M	G20240-1010	7347-33345	5/8	15.8	1-14	30	30	1.85	47.0	4.21	107.0	2.20	55.9
10GS-10FFORX90S	G20239-1010	7347-32345	5/8	12.7	1-14	30	30	1.26	32	4.2	106.6	2.22	56.3
10GS-10FFORX90L	G20241-1010	7347-34345	5/8	15.8	1-14	30	30	2.76	70.0	4.45	113.0	2.47	62.7
12GS-10FFORX90S	G20239-1210	7347-32435	3/4	19.1	1-14	30	30	1.26	32.0	4.37	111.0	2.36	60.0
12GS-12FFORX90S	G20239-1212	7347-32445	3/4	19.1	1 3/16-12	32	36	1.89	48.0	5.04	128.0	3.03	77.0
12GS-12FFORX90M	G20240-1212	7347-33445	3/4	19.1	1 3/16-12	32	36	2.28	58.0	5.04	128.0	3.03	77.0
12GS-12FFORX90L	G20241-1212	7347-34445	3/4	19.1	1 3/16-12	32	36	3.78	96.0	5.04	128.0	3.03	77.0
12GS-16FFORX90S	G20239-1216	7347-32465	3/4	19.1	1 7/16-12	32	41	2.20	56.0	5.39	137.0	3.39	86.0
12GS-16FFORX90M	G20240-1216	7347-33465	3/4	19.1	1 7/16-12	32	41	2.8	71	5.39	137	3.39	86
12GS-16FFORX90L	G20241-1216	7347-34465	3/4	19.1	1 7/16-12	32	41	4.49	114.0	5.39	137.0	3.39	86.0
16GS-16FFORX90S	G20239-1616	7347-32555	1	25.4	1 7/16-12	41	41	2.20	56.0	5.67	144.0	3.45	87.6
16GS-16FFORX90M	G20240-1616	7347-33555	1	25.4	1 7/16-12	41	41	2.80	71.0	5.67	144.0	3.45	87.6
16GS-16FFORX90L	G20241-1616	7347-34555	1	25.4	1 7/16-12	41	41	4.49	114.0	5.67	144.0	3.45	87.6
16GS-20FFORX90S	G20239-1620	7347-32565	1	25.4	1 11/16-12	41	50	2.52	64.0	6.06	154.0	3.84	97.6
16GS-20FFORX90M	G20240-1620	7347-33565	1	25.4	1 11/16-12	41	50	3.07	78.0	6.05	153.6	3.83	97.2
20GS-20FFORX90S	G20239-2020	7347-32645	1 1/4	31.7	1 11/16-12	50	50	2.52	64.0	6.77	172.0	3.97	100.9
20GS-20FFORX90M	G20240-2020	7347-33645	1 1/4	31.7	1 11/16-12	50	50	3.07	78.0	6.77	172.0	3.97	100.9
20GS-20FFORX90L	G20241-2020	7347-34645	1 1/4	31.7	1 11/16-12	50	50	5.08	129.0	6.77	172.0	3.97	100.9
20GS-24FFORX90-064	G20239-2024	7347-76985	1 1/4	31.7	2-12	50	60	2.52	64	6.77	172	3.97	100.9

EQUIPMENT

HOSE/CPLG. SELECTION

TECH. DATA

EXT. & VERY HIGH PRESS. HOSE

GS CPLGS.

PCM CPLGS.

PCS CPLGS.

HIGH & MED. PRESS. HOSE

MEGACRIMP® CPLGS.

PC CPLGS.

FIELD ATTACHABLE CPLGS.

AIR BRAKE HOSE & CPLGS.

MEGATECH® C5 HOSE & CPLGS.

LOW PRESS. HOSE & CPLGS.

C14 HOSE & CPLGS.

POLARSEAL® HOSE & CPLGS.

PWR. STG. HOSE & CPLGS.

THERMO-PLASTIC HOSE & CPLGS.

ADAPTERS

QUICK DISCONNECT CPLGS.

ACCESSORIES & ASSORTMENTS

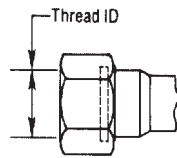
PART NUMBER INDEXES



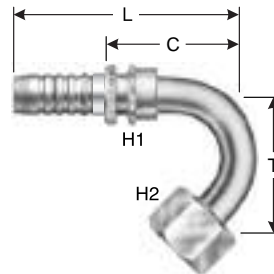
Female Flat-Face O-Ring Swivel – 135° Bent Tube

SAE J1453 O-Ring Face Seal.

Metric Hex per ISO Draft International Standard 12151-1.



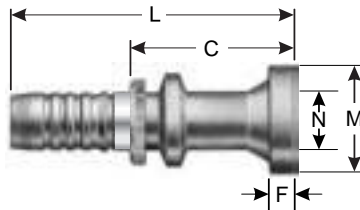
O-Ring Face Seal Swivel Female (FFORX)



Descr.	#		⌀		M	H1	H2	T		L		C	
			"	mm		mm	mm	"	mm	"	mm	"	mm
12GS-16FFORX135	G20248-1216	7347-73795	3/4	19.1	1 7/16-12	27	24	3.28	83	3.39	86	1.48	37.5

Code 61 O-Ring Flange

See Accessories for O-Rings.



Descr.	#		⌀		N	M	L		C		F		
			"	mm	"	"	mm	"	mm	"	mm	"	mm
6GS-8FL	G20300-0608	7347-41155	3/8	9.5	1/2	1.19	30.2	3.54	90.0	2.13	54.2	0.27	6.7
8GS-8FL	G20300-0808	7347-41245	1/2	12.7	1/2	1.19	30.2	3.66	93.0	2.19	55.5	0.27	6.7
8GS-10FLK†	G20300-0810	7347-55255	1/2	12.7	5/8	1.35	34.2	3.21	81.5	1.74	44.1	0.27	6.7
8GS-12FL	G20300-0812	7347-41265	1/2	12.7	3/4	1.50	38.1	3.86	98.0	2.38	60.5	0.27	6.7
8GS-16FL	G20300-0816	7347-41285	1/2	12.7	1	1.75	44.5	2.84	72.2	1.37	34.7	0.32	8.0
10GS-10FLK†	G20300-1010	7347-73335	5/8	15.8	5/8	1.35	34.2	4.49	114.0	2.51	63.7	0.27	6.7
10GS-12FL	G20300-1012	7347-41355	5/8	15.8	3/4	1.50	38.1	4.29	109.0	2.31	58.7	0.27	6.7
12GS-8FL	G20300-1208	7347-41425	3/4	19.1	3/4	1.19	30.2	4.41	112.0	2.40	61.0	0.27	6.7
12GS-10FLK†	G20300-1210	7347-73375	3/4	19.1	5/8	1.35	34.2	4.33	110.0	2.32	59.0	0.27	6.7
12GS-12FL	G20300-1212	7347-41445	3/4	19.1	3/4	1.50	38.1	4.37	111.0	2.36	60.0	0.27	6.7
12GS-16FL*	G20300-1216	7347-41465	3/4	19.1	1	1.75	44.5	4.37	111.0	2.36	60.0	0.32	8.0
12GS-20FL*	G20300-1220	7347-41475	3/4	19.1	1 1/4	2.00	50.8	4.37	111.0	2.36	60.0	0.32	8.0
16GS-16FL*	G20300-1616	7347-41555	1	25.4	1	1.75	44.5	4.92	125.0	2.70	68.6	0.32	8.0
16GS-20FL*	G20300-1620	7347-41565	1	25.4	1 1/4	2.00	50.8	4.92	125.0	2.69	68.2	0.32	8.0
16GS-24FL*	G20300-1624	7347-41575	1	25.4	1 1/2	2.38	60.5	4.92	125.0	1.90	48.2	0.32	8.0
20GS-16FL*	G20300-2016	7347-41635	1 1/4	31.7	1	1.75	44.5	5.35	136.0	2.55	64.9	0.32	8.0
20GS-20FL*	G20300-2020	7347-41645	1 1/4	31.7	1 1/4	2.00	50.8	5.75	146.0	2.95	74.9	0.32	8.0
20GS-24FL*	G20300-2024	7347-41655	1 1/4	31.7	1 1/2	2.38	60.5	6.30	160.0	3.50	88.9	0.32	8.0
20GS-32FL*	G20300-2032	7347-41665	1 1/4	31.7	2	2.81	71.4	5.71	145.0	2.91	73.9	0.38	9.5

†Komatsu-style flange.

*N = flange size

*-16FL Max. W.P. 5,000 psi; -20FL Max. W.P. 4,000 psi; -24FL Max. W.P. 3,000 psi; -32FL Max. W.P. 2,000 psi.

EQUIPMENT

HOSE/CPLG. SELECTION

TECH. DATA

EXT. & VERY HIGH PRESS. HOSE

GS CPLGS.

PCM CPLGS.

PCS CPLGS.

HIGH & MED. PRESS. HOSE

MEGACRIMP® CPLGS.

PC CPLGS.

FIELD ATTACHABLE CPLGS.

AIR BRAKE HOSE & CPLGS.

MEGATECH® C5 HOSE & CPLGS.

LOW PRESS. HOSE & CPLGS.

C14 HOSE & CPLGS.

POLARSEAL® HOSE & CPLGS.

PWR. STG. HOSE & CPLGS.

THERMO-PLASTIC HOSE & CPLGS.

ADAPTERS

QUICK DISCONNECT CPLGS.

ACCESSORIES & ASSORTMENTS

PART NUMBER INDEXES

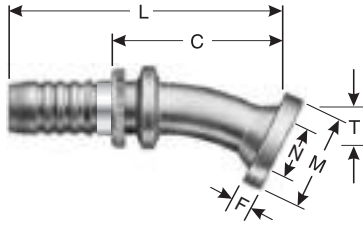


GlobalSpiral™ Couplings – G20 Series

Code 61 O-Ring Flange Long Neck

See Accessories for O-Rings.

S, M and L Drops per ISO Final Draft International Standard 12151-3.



Descr.	#		⊕		N	M	T	L		C			
			"	mm	"	"	mm	"	mm	"	mm	"	mm
12GS-12FLL	G20301-1212	7347-41455	3/4	19.1	3/4	1.5	38.1	0.43	11.0	5.2	132.0	3.19	81.0
16GS-16FLL	G20301-1616	7347-41545	1	25.4	1	1.75	44.5	0.55	14.0	5.63	143.0	3.41	86.6
20GS-20FLL	G20301-2020	7347-41675	1 1/4	31.7	1 1/4	2	50.8	0.59	15.0	6.26	159.0	3.46	87.9

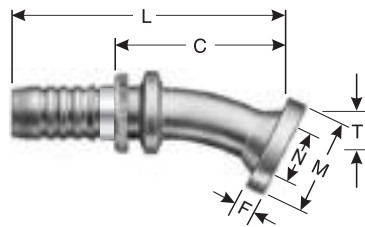
*N = flange size

*-16FL Max. W.P. 5,000 psi; -20FL Max. W.P. 4,000 psi; -24FL Max. W.P. 3,000 psi.

Code 61 O-Ring Flange – 22 1/2° Bent Tube

See Accessories for O-Rings.

S, M and L Drops per ISO Final Draft International Standard 12151-3.



Descr.	#		⊕		N	M	T	L		C		F			
			"	mm	"	"	mm	"	mm	"	mm	"	mm		
8GS-8FL22M	G20302-0808	7347-42245	1/2	12.7	1/2	1.19	30.2	0.35	9.0	3.78	96.0	2.30	58.5	0.27	6.7
12GS-12FL22M	G20302-1212	7347-42445	3/4	19.1	3/4	1.50	38.1	0.43	11.0	5.16	131.0	3.15	80.0	0.27	6.7
12GS-16FL22M*	G20302-1216	7347-42465	3/4	19.1	1	1.75	44.5	0.55	14.0	5.24	133.0	3.23	82.0	0.32	8.0
16GS-16FL22M*	G20302-1616	7347-42555	1	25.4	1	1.75	44.5	0.55	14.0	6.10	155.0	3.87	98.4	0.32	8.0
16GS-20FL22M*	G20302-1620	7347-42565	1	25.4	1 1/4	2.00	50.8	0.59	15.0	6.61	168.0	4.37	111.0	0.32	8.0
20GS-20FL22M*	G20302-2020	7347-42645	1 1/4	31.7	1 1/4	2.00	50.8	0.59	15.0	7.01	178.0	4.21	106.9	0.32	8.0
20GS-24FL22M*	G20302-2024	7347-42655	1 1/4	31.7	1 1/2	2.38	60.5	0.71	18.0	7.32	186.0	4.52	114.9	0.32	8.0

*N = flange size

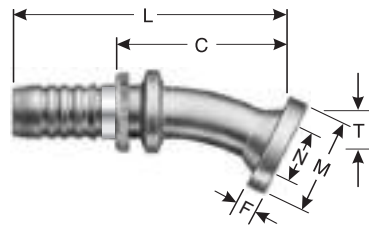
*-16FL Max. W.P. 5,000 psi; -20FL Max. W.P. 4,000 psi; -24FL Max. W.P. 3,000 psi.



Code 61 O-Ring Flange – 30° Bent Tube

See Accessories for O-Rings.

S, M and L Drops per ISO Final Draft International Standard 12151-3.



Descr.	#		⊕		N	M		T		L		C		F	
			"	mm		"	"	mm	"	mm	"	mm	"	mm	"
8GS-12FL30M	G20304-0812	7347-43265	1/2	12.7	3/4	1.50	38.1	0.63	16.0	3.94	100.0	2.46	62.5	0.27	6.7
12GS-12FL30M	G20304-1212	7347-43445	3/4	19.1	3/4	1.50	38.1	0.63	16.0	5.08	129.0	3.07	78.0	0.27	6.7
12GS-16FL30M*	G20304-1216	7347-43465	3/4	19.1	1	1.75	44.5	0.75	19.0	4.76	121.0	2.76	70.0	0.32	8.0
16GS-16FL30M*	G20304-1616	7347-43555	1	25.4	1	1.75	44.5	0.75	19.0	6.02	153.0	3.80	96.6	0.32	8.0
16GS-20FL30M*	G20304-1620	7347-43565	1	25.4	1 1/4	2.00	50.8	0.87	22.0	6.54	166.0	4.29	109.0	0.32	8.0
20GS-20FL30M*	G20304-2020	7347-43645	1 1/4	31.7	1 1/4	2.00	50.8	0.87	22.0	6.93	176.0	4.13	104.9	0.32	8.0
20GS-24FL30M*	G20304-2024	7347-43655	1 1/4	31.7	1 1/2	2.38	60.5	1.18	30.0	7.17	182.0	4.37	110.9	0.32	8.0

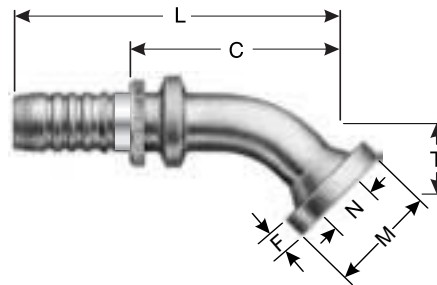
*N = flange size

*-16FL Max. W.P. 5,000 psi; -20FL Max. W.P. 4,000 psi; -24FL Max. W.P. 3,000 psi.

Code 61 O-Ring Flange – 45° Bent Tube

See Accessories for O-Rings.

S, M and L Drops per ISO Final Draft International Standard 12151-3.



Descr.	#		⊕		N	M		T		L		C		F	
			"	mm		"	"	mm	"	mm	"	mm	"	mm	"
6GS-8FL45M	G20307-0608	7347-44155	3/8	9.5	1/2	1.19	30.2	0.75	19.0	3.66	93.0	2.25	57.2	0.27	6.7
8GS-8FL45M	G20307-0808	7347-44245	1/2	12.7	1/2	1.19	30.2	0.75	19.0	3.70	94.0	2.22	56.5	0.27	6.7
8GS-12FL45M	G20307-0812	7347-44265	1/2	12.7	3/4	1.50	38.1	1.02	26.0	3.98	101.0	2.50	63.5	0.27	6.7
10GS-10FLK45-026†	G20307-1010	7347-73365	5/8	15.8	5/8	1.35	34.2	1.02	26.0	4.76	121.0	2.78	70.7	0.27	6.7
10GS-12FL45M	G20307-1012	7347-44355	5/8	15.9	3/4	1.50	38.1	1.02	26.0	5.00	127.0	3.02	76.7	0.27	6.7
12GS-12FL45M	G20307-1212	7347-44445	3/4	19.1	3/4	1.50	38.1	1.02	26.0	4.88	124.0	2.87	73.0	0.27	6.7
12GS-16FL45S*	G20306-1216	7347-73135	3/4	19.1	1	1.75	44.5	1.10	28.0	4.96	126.0	2.95	75.0	0.32	8.0
16GS-16FL45M*	G20307-1616	7347-44555	1	25.4	1	1.75	44.5	1.26	32.0	5.79	147.0	3.57	90.6	0.32	8.0
16GS-20FL45M*	G20307-1620	7347-44565	1	25.4	1 1/4	2.00	50.8	1.50	38.0	6.22	158.0	3.97	100.8	0.32	8.0
20GS-16FL45M*	G20307-2016	7347-44635	1 1/4	31.7	1	1.75	44.5	1.26	32.0	6.42	163.0	3.62	91.9	0.32	8.0
20GS-20FL45S*	G20306-2020	7347-73565	1 1/4	31.7	1 1/4	2.00	50.8	1.26	32.0	6.69	170.0	3.89	98.9	0.32	8.0
20GS-24FL45S*	G20306-2024	7347-73575	1 1/4	31.7	1 1/2	2.38	60.5	1.50	38.0	6.93	176.0	4.13	104.8	0.32	8.0

*N = flange size

†Komatsu-style flange.

*-16FL Max. W.P. 5,000 psi; -20FL Max. W.P. 4,000 psi; -24FL Max. W.P. 3,000 psi.

EQUIPMENT

HOSE/CPLG. SELECTION

TECH. DATA

EXT. & VERY HIGH PRESS. HOSE

GS CPLGS.

PCM CPLGS.

PCS CPLGS.

HIGH & MED. PRESS. HOSE

MEGACRIMP® CPLGS.

PC CPLGS.

FIELD ATTACHABLE CPLGS.

AIR BRAKE HOSE & CPLGS.

MEGATECH® C5 HOSE & CPLGS.

LOW PRESS. HOSE & CPLGS.

C14 HOSE & CPLGS.

POLARSEAL® HOSE & CPLGS.

PWR. STG. HOSE & CPLGS.

THERMO-PLASTIC HOSE & CPLGS.

ADAPTERS

QUICK DISCONNECT CPLGS.

ACCESSORIES & ASSORTMENTS

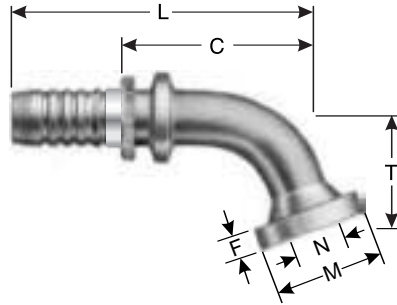
PART NUMBER INDEXES



Code 61 O-Ring Flange – 60° Bent Tube

See Accessories for O-Rings.

S, M & L Drops per ISO Final Draft International Standard 12151-3.



Descr.	#		⊕		N		M		T		L		C		F	
			"	mm	"	mm	"	mm	"	mm	"	mm	"	mm	"	mm
8GS-8FL60M	G20309-0808	7347-45245	1/2	12.7	1/2	1.19	30.1	1.06	27.0	4.09	104.0	2.62	66.5	0.27	6.7	
12GS-12FL60M	G20309-1212	7347-45445	3/4	19.1	3/4	1.50	38.1	1.46	37.0	5.39	137.0	3.39	86.0	0.27	6.7	
12GS-16FL60M*	G20309-1216	7347-45465	3/4	19.1	1	1.75	44.5	1.73	44.0	5.35	136.0	3.35	85.0	0.32	8.0	
16GS-16FL60M*	G20309-1616	7347-45555	1	25.4	1	1.75	44.5	1.73	44.0	6.18	157.0	3.97	100.8	0.32	8.0	
16GS-20FL60M*	G20309-1620	7347-45565	1	25.4	1 1/4	2.00	50.8	2.17	55.0	6.18	157.0	3.94	100.2	0.32	8.0	
20GS-20FL60M*	G20309-2020	7347-45645	1 1/4	31.7	1 1/4	2.00	50.8	2.17	55.0	7.36	187.0	4.56	115.9	0.32	8.0	
20GS-24FL60M*	G20309-2024	7347-45655	1 1/4	31.7	1 1/2	2.38	60.5	2.52	64.0	7.68	195.0	4.88	123.9	0.32	8.0	

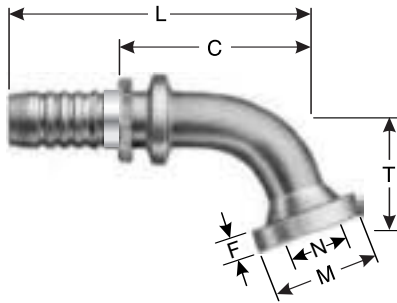
*N = flange size

*-16FL Max. W.P. 5,000 psi; -20FL Max. W.P. 4,000 psi; -24FL Max. W.P. 3,000 psi.

Code 61 O-Ring Flange – 67½° Bent Tube

See Accessories for O-Rings.

S, M & L Drops per ISO Final Draft International Standard 12151-3.



Descr.	#		⊕		N		M		T		L		C		F	
			"	mm	"	mm	"	mm	"	mm	"	mm	"	mm	"	mm
8GS-12FL67-032	G20311-0812	7347-78025	1/2	12.7	1/2	1.5	38.1	1.26	32.0	3.7	94.0	2.21	56.2	0.27	6.7	
12GS-12FL67M	G20311-1212	7347-46445	3/4	19.1	3/4	1.50	38.1	1.65	42.0	5.20	132.0	3.19	81.0	0.27	6.7	
12GS-16FL67M*	G20311-1216	7347-46465	3/4	19.1	1	1.75	44.5	2.01	51.0	5.08	129.0	3.07	78.0	0.32	8.0	
16GS-16FL67M*	G20311-1616	7347-46555	1	25.4	1	1.75	44.5	2.01	51.0	5.94	151.0	3.71	94.3	0.32	8.0	
16GS-20FL67M*	G20311-1620	7347-46565	1	25.4	1 1/4	2.00	50.8	2.52	64.0	5.83	148.0	3.59	91.2	0.32	8.0	
20GS-20FL67M*	G20311-2020	7347-46645	1 1/4	31.7	1 1/4	2.00	50.8	2.52	64.0	7.01	178.0	4.21	106.9	0.32	8.0	
20GS-24FL67S*	G20311-2024	7347-76605	1 1/4	31.7	1 1/2	2.38	60.5	2.01	51.0	6.46	164.0	3.66	92.9	0.32	8.0	

*N = flange size

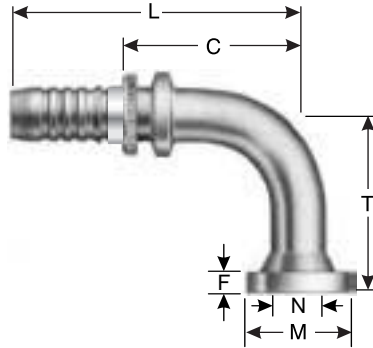
*-16FL Max. W.P. 5,000 psi; -20FL Max. W.P. 4,000 psi; -24FL Max. W.P. 3,000 psi.



Code 61 O-Ring Flange – 90° Bent Tube

See Accessories for O-Rings.

S, M or L Drops per ISO Final Draft International Standard 12151-3.



Descr.	#		⊕		N	M		T		L		C		F	
			"	mm		"	"	mm	"	mm	"	mm	"	mm	"
6GS-8FL90M	G20315-0608	7347-74155	3/8	9.50	1/2	1.19	30.2	1.57	40.0	3.43	87.0	2.02	51.2	0.27	6.7
8GS-8FL90M	G20315-0808	7347-74245	1/2	12.70	1/2	1.19	30.2	1.57	40.0	3.46	88.0	1.99	50.5	0.27	6.7
8GS-8FL90L	G20316-0808	7347-73815	1/2	12.70	1/2	1.19	30.2	3.27	83.0	3.46	88.0	1.99	50.5	0.27	6.7
8GS-12FL90M	G20315-0812	7347-74265	1/2	12.70	3/4	1.50	38.1	2.28	58.0	3.46	88.0	1.98	50.4	0.27	6.7
10GS-10FLK90-055	G20315-1010	7347-73355	5/8	15.80	5/8	1.35	34.2	2.17	55.0	4.33	110.0	2.35	59.7	0.27	6.7
10GS-12FL90M	G20315-1012	7347-74355	5/8	15.80	3/4	1.50	38.1	2.28	58.0	4.33	110.0	2.35	59.7	0.27	6.7
12GS-8FL90-050	G20314-1208	7347-76035	3/4	19.10	1/2	1.19	30.2	1.97	50.0	4.80	122.0	2.80	71.0	0.27	6.7
12GS-10FLK90-055	G20315-1210	7347-73695	3/4	19.10	5/8	1.35	34.2	2.17	55.0	4.65	118.0	2.64	67.0	0.27	6.7
12GS-12FL90M	G20315-1212	7347-74445	3/4	19.10	3/4	1.50	38.1	2.28	58.0	4.41	112.0	2.40	61.0	0.27	6.7
12GS-12FL90-100	G20317-1212	7347-73905	3/4	19.10	3/4	1.50	38.1	3.94	100.0	4.41	112.0	2.40	61.0	0.27	6.7
12GS-12FL90-125	G20318-1212	7347-73985	3/4	19.10	3/4	1.50	38.1	4.92	125.0	4.80	122.0	2.80	71.0	0.27	6.7
12GS-16FL90S*	G20314-1216	7347-73915	3/4	19.10	1	1.75	44.5	2.40	61.0	4.41	112.0	2.40	61.0	0.32	8.0
12GS-16FL90M*	G20315-1216	7347-73925	3/4	19.10	1	1.75	44.5	2.76	70.0	4.41	112.0	2.40	61.0	0.32	8.0
12GS-16FL90-080*	G20316-1216	7347-76805	3/4	19.10	1	1.75	44.5	3.15	80.0	5.04	128.0	3.03	77.0	0.32	8.0
12GS-20FL90-054*	G20314-1220	7347-73995	3/4	19.10	1 1/4	2.00	50.8	2.13	54.0	5.16	131.0	3.15	80.0	0.32	8.0
12GS-20FL90-125	G20225-1220	7347-78375	3/4	19.10	1 1/4	2.00	50.8	4.92	125.0	4.76	121.0	2.76	70.0	0.32	8.0
16GS-16FL90S*	G20314-1616	7347-47555	1	25.40	1	1.75	44.5	2.40	61.0	5.31	135.0	3.09	78.6	0.32	8.0
16GS-16FL90M*	G20315-1616	7347-74555	1	25.40	1	1.75	44.5	2.76	70.0	5.31	135.0	3.09	78.6	0.32	8.0
16GS-16FL90-120*	G20317-1616	7347-73165	1	25.40	1	1.75	44.5	4.72	120.0	5.28	134.0	3.04	77.2	0.32	8.0
16GS-20FL90S*	G20314-1620	7347-47565	1	25.40	1 1/4	2.00	50.8	2.68	68.0	5.28	134.0	3.02	76.8	0.32	8.0
16GS-20FL90M*	G20315-1620	7347-74565	1	25.40	1 1/4	2.00	50.8	3.54	90.0	5.28	134.0	2.99	76.0	0.32	8.0
16GS-24FL90S*	G20314-1624	7347-47575	1	25.40	1 1/2	2.38	60.5	3.19	81.0	5.28	134.0	3.04	77.2	0.32	8.0
16GS-24FL90-060*	G20313-1624	7347-73975	1	25.40	1 1/2	2.37	60.3	2.36	60.0	5.71	145.0	3.47	88.2	0.32	8.0
20GS-16FL90M*	G20315-2016	7347-74635	1 1/4	31.70	1	1.75	44.5	2.76	70.0	6.30	160.0	3.50	88.9	0.32	8.0
20GS-20FL90S*	G20314-2020	7347-47645	1 1/4	31.70	1 1/4	2.00	50.8	2.68	68.0	6.50	165.0	3.70	93.9	0.32	8.0
20GS-20FL90M*	G20315-2020	7347-74645	1 1/4	31.7	1 1/4	2.00	50.8	3.54	90.0	6.50	165.0	3.70	93.9	0.32	8.0
20GS-20FL90-168*	G20317-2020	7347-76105	1 1/4	31.7	1 1/4	2.00	50.8	6.61	168.0	6.54	166.0	3.74	94.9	0.32	8.0
20GS-24FL90S*	G20314-2024	7347-47655	1 1/4	31.7	1 1/2	2.38	60.5	3.19	81.0	6.50	165.0	3.70	93.9	0.32	8.0
20GS-24FL90-118*	G20315-2024	7347-76085	1 1/4	31.7	1 1/2	2.38	60.5	4.65	118.0	6.50	165.0	3.70	93.9	0.32	8.0

*N = flange size

*Kumatsu-style flange.

*-16FL Max. W.P. 5,000 psi; -20FL Max. W.P. 4,000 psi; -24FL Max. W.P. 3,000 psi.

EQUIPMENT

HOSE/CPLG. SELECTION

TECH. DATA

EXT. & VERY HIGH PRESS. HOSE

GS CPLGS.

PCM CPLGS.

PCS CPLGS.

HIGH & MED. PRESS. HOSE

MEGACRIMP® CPLGS.

PC CPLGS.

FIELD ATTACHABLE CPLGS.

AIR BRAKE HOSE & CPLGS.

MEGATECH® C5 HOSE & CPLGS.

LOW PRESS. HOSE & CPLGS.

C14 HOSE & CPLGS.

POLARSEAL® HOSE & CPLGS.

PWR. STG. HOSE & CPLGS.

THERMO-PLASTIC HOSE & CPLGS.

ADAPTERS

QUICK DISCONNECT CPLGS.

ACCESSORIES & ASSORTMENTS

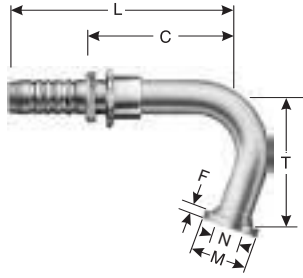
PART NUMBER INDEXES



GlobalSpiral™ Couplings – G20 Series

Code 61 O-Ring Flange – 100° Bent Tube

See Accessories for O-Rings.



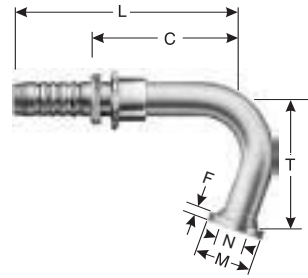
Descr.	#		⊕		N		M		T		L		C		F	
			"	mm	"	mm	"	mm	"	mm	"	mm	"	mm	"	mm
12GS-16FL100-059	G20323-1216	7347-78055	3/4	19.1	1	1.75	44.4	2.32	59	4.93	125.2	2.92	74.2	0.32	8.0	

*N = flange size

*-16FL Max. W.P. 5,000 psi; -20FL Max. W.P. 4,000 psi; -24FL Max. W.P. 3,000 psi

Code 61 O-Ring Flange – 110° Bent Tube

See Accessories for O-Rings.



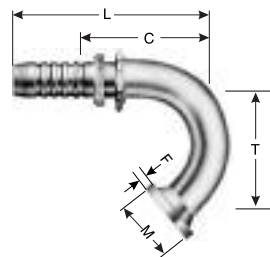
Descr.	#		⊕		N		M		T		L		C		F	
			"	mm	"	mm	"	mm	"	mm	"	mm	"	mm	"	mm
12GS-12FL110-064	G20325-1212	7347-76025	3/4	19.1	3/4	1.50	38.1	2.52	64.0	5.16	131.0	3.15	80.0	0.27	6.7	
16GS-16FL110-073*	G20325-1616	7347-73005	1	25.4	1	1.75	44.4	2.87	73.0	5.83	148.0	3.61	91.6	0.32	8.0	
20GS-20FL110-080*	G20325-2020	7347-76115	1 1/4	31.7	1 1/4	2.00	50.8	3.15	80.0	7.13	181.0	4.33	109.9	0.32	8.0	
20GS-24FL110-080*	G20325-2024	7347-76125	1 1/4	31.7	1 1/2	2.38	60.5	3.15	80.0	7.13	181.0	4.33	109.9	0.32	8.0	

*N = flange size

*-16FL Max. W.P. 5,000 psi; -20FL Max. W.P. 4,000 psi; -24FL Max. W.P. 3,000 psi

Code 61 O-Ring Flange – 135° Bent Tube

See Accessories for O-Rings.



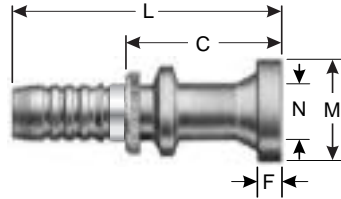
Descr.	#		⊕		N		M		T		L		C		F	
			"	mm	"	mm	"	mm	"	mm	"	mm	"	mm	"	mm
12GS-12FL135-070	G20331-1212	7347-76825	3/4	19.1	3/4	1.50	38.1	2.76	70.0	3.82	97.0	1.81	46.0	0.27	6.7	

*N = flange size



Code 62 O-Ring Flange Heavy

See Accessories for O-Rings.



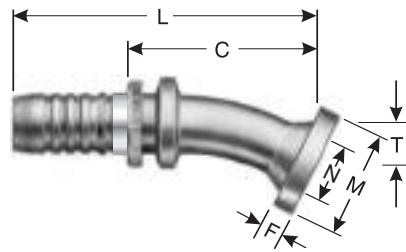
Descr.	#		⊕		N	M		L		C		F	
			"	mm		"	mm	"	mm	"	mm	"	mm
8GS-8FLH	G20350-0808	7347-48245	1/2	12.7	1/2	1.25	31.8	3.66	93.0	2.19	55.5	0.31	7.7
8GS-12FLH	G20350-0812	7347-48265	1/2	12.7	3/4	1.63	41.4	3.66	93.0	2.19	55.5	0.35	8.8
10GS-8FLH	G20350-1008	7347-48335	5/8	15.8	1/2	1.25	31.8	4.29	109.0	2.31	58.7	0.31	7.7
10GS-12FLH	G20350-1012	7347-48355	5/8	15.8	3/4	1.63	41.4	4.29	109.0	2.31	58.7	0.35	8.8
12GS-12FLH	G20350-1212	7347-48445	3/4	19.1	3/4	1.63	41.4	4.49	114.0	2.48	63.0	0.35	8.8
12GS-16FLH	G20350-1216	7347-48465	3/4	19.1	1	1.88	47.8	4.49	114.0	2.48	63.0	0.38	9.5
16GS-12FLH	G20350-1612	7347-48535	1	25.4	3/4	1.63	41.4	5.08	129.0	2.86	72.6	0.35	8.8
16GS-16FLH	G20350-1616	7347-48555	1	25.4	1	1.88	47.8	4.92	125.0	2.70	68.6	0.38	9.5
16GS-20FLH	G20350-1620	7347-48565	1	25.4	1 1/4	2.13	54.1	4.92	125.0	2.69	68.2	0.41	10.3
20GS-16FLH	G20350-2016	7347-48635	1 1/4	31.7	1	1.88	47.8	6.42	163.0	3.62	91.9	0.38	9.5
20GS-20FLH	G20350-2020	7347-48645	1 1/4	31.7	1 1/4	2.13	54.1	5.75	146.0	2.95	74.9	0.41	10.3
20GS-24FLH	G20350-2024	7347-48655	1 1/4	31.7	1 1/2	2.50	63.5	6.30	160.0	3.50	88.9	0.50	12.6

*N = flange size

Code 62 O-Ring Flange Heavy – 22 1/2° Bent Tube

See Accessories for O-Rings.

S, M and L Drops per ISO Final Draft International Standard 12151-3.



Descr.	#		⊕		N	M		T		L		C		F	
			"	mm		"	mm	"	mm	"	mm	"	mm	"	mm
12GS-16FLH22M	G20352-1216	7347-49465	3/4	19.1	1	1.88	47.8	0.55	14.0	5.43	138.0	3.43	87.0	0.38	9.5
16GS-16FLH22M	G20352-1616	7347-49555	1	25.4	1	1.88	47.8	0.55	14.0	6.10	155.0	3.88	98.6	0.38	9.5
20GS-20FLH22M	G20352-2020	7347-49645	1 1/4	31.7	1 1/4	2.13	54.1	0.59	15.0	7.32	186.0	4.52	114.9	0.41	10.3
20GS-24FLH22M	G20352-2024	7347-49655	1 1/4	31.7	1 1/2	2.50	63.5	0.71	18.0	7.40	188.0	4.60	116.9	0.50	12.6

*N = flange size

EQUIPMENT

HOSE/CPLG. SELECTION

TECH. DATA

EXT. & VERY HIGH PRESS. HOSE

GS CPLGS.

PCM CPLGS.

PCS CPLGS.

HIGH & MED. PRESS. HOSE

MEGACRIMP® CPLGS.

PC CPLGS.

FIELD ATTACHABLE CPLGS.

AIR BRAKE HOSE & CPLGS.

MEGATECH™ C5 HOSE & CPLGS.

LOW PRESS. HOSE & CPLGS.

C14 HOSE & CPLGS.

POLARSEAL® HOSE & CPLGS.

PWR. STG. HOSE & CPLGS.

THERMO-PLASTIC HOSE & CPLGS.

ADAPTERS

QUICK DISCONNECT CPLGS.

ACCESSORIES & ASSORTMENTS

PART NUMBER INDEXES

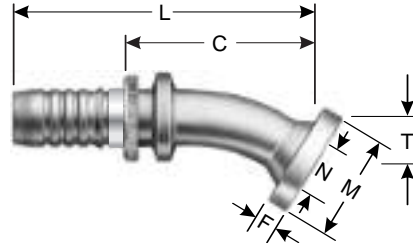


GlobalSpiral™ Couplings – G20 Series

Code 62 O-Ring Flange Heavy – 30° Bent Tube

See Accessories for O-Rings.

S, M, and L Drops per ISO Final Draft International Standard 12151-3.



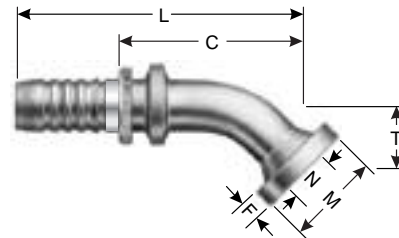
Descr.	#		⊕		N		M		T		L		C		F	
			"	mm	"	mm	"	mm	"	mm	"	mm	"	mm	"	mm
12GS-12FLH30M	G20354-1212	7347-50445	3/4	19.1	3/4	1.63	41.4	0.63	16.0	5.08	129.0	3.07	78.0	0.35	8.8	
16GS-16FLH30M	G20354-1616	7347-50555	1	25.4	1	1.88	47.8	0.75	19.0	6.02	153.0	3.80	96.6	0.38	9.5	
20GS-20FLH30M	G20354-2020	7347-50645	1 1/4	31.7	1 1/4	2.13	54.1	0.87	22.0	7.24	184.0	4.44	112.9	0.41	10.3	
20GS-24FLH30M	G20354-2024	7347-50655	1 1/4	31.7	1 1/2	2.50	63.5	1.18	30.0	7.24	184.0	4.44	112.9	0.50	12.6	

*N = flange size

Code 62 O-Ring Flange Heavy – 45° Bent Tube

See Accessories for O-Rings.

S, M and L Drops per ISO Final Draft International Standard 12151-3.



Descr.	#		⊕		N		M		T		L		C		F	
			"	mm	"	mm	"	mm	"	mm	"	mm	"	mm	"	mm
8GS-8FLH45M	G20357-0808	7347-51245	1/2	12.7	1/2	1.25	31.7	0.75	19.0	3.70	94.0	2.22	56.5	0.31	7.9	
8GS-12FLH45M	G20357-0812	7347-51265	1/2	12.7	3/4	1.63	41.4	1.02	26.0	3.98	101.0	2.50	63.5	0.35	8.8	
10GS-12FLH45M	G20357-1012	7347-51355	5/8	15.9	3/4	1.63	41.4	1.02	26.0	5.00	127.0	3.02	76.7	0.35	8.8	
12GS-12FLH45M	G20357-1212	7347-51445	3/4	19.0	3/4	1.63	41.4	1.02	26.0	4.88	124.0	2.87	73.0	0.35	8.8	
12GS-16FLH45M	G20357-1216	7347-51465	3/4	19.0	1	1.88	47.8	1.26	32.0	5.12	130.0	3.11	79.0	0.38	9.5	
16GS-12FLH45M	G20357-1612	7347-51535	1	25.4	3/4	1.63	41.4	1.02	26.0	5.55	141.0	3.33	84.6	0.35	8.8	
16GS-16FLH45M	G20357-1616	7347-51555	1	25.4	1	1.88	47.8	1.26	32.0	5.79	147.0	3.57	90.6	0.38	9.5	
16GS-20FLH45M	G20357-1620	7347-51565	1	25.4	1 1/4	2.13	54.1	1.50	38.0	6.22	158.0	3.98	101.2	0.41	10.3	
20GS-20FLH45M	G20357-2020	7347-51645	1 1/4	31.7	1 1/4	2.13	54.1	1.50	38.0	6.93	176.0	4.13	104.9	0.41	10.3	
20GS-24FLH45M	G20357-2024	7347-51655	1 1/4	31.7	1 1/2	2.50	63.5	1.73	44.0	6.93	176.0	4.13	104.9	0.50	12.6	

*N = flange size

EQUIPMENT

HOSE/CPLG. SELECTION

TECH. DATA

EXT. & VERY HIGH PRESS. HOSE

GS CPLGS.

PCM CPLGS.

PCS CPLGS.

HIGH & MED. PRESS. HOSE

MEGACRIMP® CPLGS.

PC CPLGS.

FIELD ATTACHABLE CPLGS.

AIR BRAKE HOSE & CPLGS.

MEGATECH® C5 HOSE & CPLGS.

LOW PRESS. HOSE & CPLGS.

C14 HOSE & CPLGS.

POLARSEAL® HOSE & CPLGS.

PWR. STG. HOSE & CPLGS.

THERMO-PLASTIC HOSE & CPLGS.

ADAPTERS

QUICK DISCONNECT CPLGS.

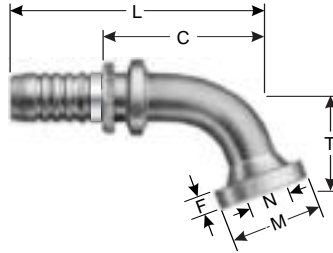
ACCESSORIES & ASSORTMENTS

PART NUMBER INDEXES

Code 62 O-Ring Flange Heavy – 60° Bent Tube

See Accessories for O-Rings.

S, M and L Drops per ISO Final Draft International Standard 12151-3.



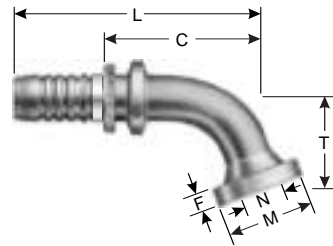
Descr.	#		⊕		N	M		T		L		C		F	
			"	mm		"	"	mm	"	mm	"	mm	"	mm	"
12GS-12FLH60M	G20359-1212	7347-52445	3/4	19.1	3/4	1.63	41.4	1.46	37.0	5.39	137.0	3.39	86.0	0.35	8.8
12GS-16FLH60M	G20359-1216	7347-52465	3/4	19.1	1	1.88	47.8	1.73	44.0	5.35	136.0	3.35	85.0	0.38	9.5
16GS-16FLH60M	G20359-1616	7347-52555	1	25.4	1	1.88	47.8	1.73	44.0	6.18	157.0	3.97	100.8	0.38	9.5
20GS-20FLH60M	G20359-2020	7347-52645	1 1/4	31.7	1 1/4	2.13	54.1	2.17	55.0	7.32	186.0	4.52	114.9	0.41	10.3
20GS-24FLH60M	G20359-2024	7347-52655	1 1/4	31.7	1 1/2	2.50	63.5	2.52	64.0	7.64	194.0	4.84	122.9	0.50	12.6

*N = flange size

Code 62 O-Ring Flange Heavy – 67 1/2° Bent Tube

See Accessories for O-Rings.

S, M and L Drops per ISO Final Draft International Standard 12151-3.



Descr.	#		⊕		N	M		T		L		C		F	
			"	mm		"	"	mm	"	mm	"	mm	"	mm	"
16GS-16FLH67M	G20360-1616	7347-53555	1	25.4	1	1.88	47.8	2.01	51.0	5.94	151.0	3.72	94.6	0.38	9.5

*N = flange size

EQUIPMENT

HOSE/CPLG. SELECTION

TECH. DATA

EXT. & VERY HIGH PRESS. HOSE

GS CPLGS.

PCM CPLGS.

PCS CPLGS.

HIGH & MED. PRESS. HOSE

MEGACRIMP® CPLGS.

PC CPLGS.

FIELD ATTACHABLE CPLGS.

AIR BRAKE HOSE & CPLGS.

MEGATECH® C5 HOSE & CPLGS.

LOW PRESS. HOSE & CPLGS.

C14 HOSE & CPLGS.

POLARSEAL® HOSE & CPLGS.

PWR. STG. HOSE & CPLGS.

THERMO-PLASTIC HOSE & CPLGS.

ADAPTERS

QUICK DISCONNECT CPLGS.

ACCESSORIES & ASSORTMENTS

PART NUMBER INDEXES

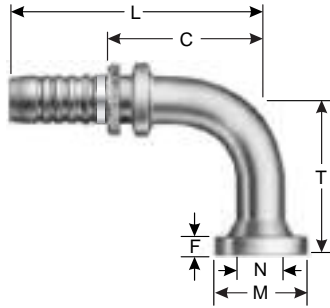


GlobalSpiral™ Couplings – G20 Series

Code 62 O-Ring Flange Heavy – 90° Bent Tube

See Accessories for O-Rings.

S, M and L Drops per ISO Final Draft
International Standard 12151-3.



Descr.	#		⊕		N		M		T		L		C		F	
			"	mm	"	"	mm	"	mm	"	mm	"	mm	"	mm	
8GS-8FLH90M	G20365-0808	7347-75245	1/2	12.7	1/2	1.25	31.8	1.57	40	3.46	88	1.99	50.5	0.31	7.7	
8GS-8FLH90-080	G20366-0808	7347-73825	1/2	12.7	1/2	1.25	31.8	3.15	80	3.46	88	1.99	50.5	0.31	7.7	
8GS-12FLH90M	G20365-0812	7347-75265	1/2	12.7	3/4	1.63	41.4	2.28	58	3.46	88	1.99	50.5	0.35	8.8	
10GS-8FLH90M	G20365-1008	7347-75335	5/8	15.8	1/2	1.25	31.8	1.57	40	4.45	113	2.47	62.7	0.31	7.7	
10GS-12FLH90M	G20365-1012	7347-75355	5/8	15.8	3/4	1.63	41.4	2.28	58	4.33	110	2.35	59.7	0.35	8.8	
12GS-12FLH90M	G20365-1212	7347-75445	3/4	19.1	3/4	1.63	41.4	2.28	58	4.41	112	2.4	61	0.35	8.8	
12GS-12FLH90-100	G20366-1212	7347-73835	3/4	19.1	3/4	1.63	41.4	3.94	100	4.41	112	2.4	61	0.35	8.8	
12GS-12FLH90-122	G20367-1212	7347-76415	3/4	19.1	3/4	1.63	41.4	4.8	122	4.8	122	2.8	71	0.35	8.8	
12GS-16FLH90S	G20364-1216	7347-54465	3/4	19.1	1	1.88	47.8	2.4	61	4.41	112	2.4	61	0.38	9.5	
12GS-16FLH90M	G20365-1216	7347-73935	3/4	19.1	1	1.88	47.8	2.76	70	4.41	112	2.4	61	0.38	9.5	
12GS-16FLH90-140	G20367-1216	7347-76715	3/4	19.1	1	1.88	47.8	5.51	140	4.57	116	2.56	65	0.38	9.5	
16GS-12FLH90M	G20365-1612	7347-54535	3/4	25.4	3/4	1.63	41.4	2.28	58	5.31	135	3.09	78.6	0.35	8.8	
16GS-16FLH90S	G20364-1616	7347-54555	1	25.4	1	1.88	47.8	2.4	61	5.31	135	3.09	78.6	0.38	9.5	
16GS-16FLH90M	G20365-1616	7347-75555	1	25.4	1	1.88	47.8	2.76	70	5.31	135	3.09	78.6	0.38	9.5	
16GS-16FLH90-090	G20367-1616	7347-78105	1	25.4	1	1.88	47.8	3.54	90	5.52	140.2	3.28	83.4	0.38	9.5	
16GS-16FLH90-120	G20366-1616	7347-73015	1	25.4	1	1.88	47.8	4.72	120	5.28	134	3.04	77.2	0.38	9.5	
16GS-20FLH90S	G20364-1620	7347-54565	1	25.4	1 1/4	2.13	54.1	2.68	68	5.28	134	3.02	76.8	0.41	10.3	
16GS-20FLH90M	G20365-1620	7347-75565	1	25.4	1 1/4	2.13	54.1	3.54	90	5.28	134	3.02	76.8	0.41	10.3	
16GS-24FLH90S	G20364-1624	7347-54575	1	25.4	1 1/2	2.5	63.5	3.19	81	5.28	134	3.04	77.2	0.50	12.6	
20GS-16FLH90S	G20364-2016	7347-54635	1.25	31.7	1	1.88	47.8	2.4	61	6.3	160	3.5	88.9	0.38	9.5	
20GS-16FLH90M	G20365-2016	7347-75635	1.25	31.7	1	1.88	47.8	2.76	70	6.3	160	3.5	88.9	0.38	9.5	
20GS-16FLH90-100	G20366-2016	7347-76185	1.25	31.7	1	1.88	47.8	3.94	100	6.3	160	3.5	88.9	0.38	9.5	
20GS-20FLH90-076	G20364-2020	7347-73635	1.25	31.7	1 1/4	2.13	54.1	2.99	76	6.5	165	3.7	93.9	0.41	10.3	
20GS-20FLH90M	G20365-2020	7347-75645	1.25	31.7	1 1/4	2	50.8	3.54	90	6.5	165	3.7	93.9	0.32	8.0	
20GS-20FLH90-120	G20366-2020	7347-76135	1.25	31.7	1 1/4	2.13	54.1	4.72	120	6.5	165	3.7	93.9	0.41	10.3	
20GS-20FLH90-152	G20367-2020	7347-76485	1 1/4	31.7	1 1/4	2.13	54.1	5.98	152.0	6.50	165.0	3.70	93.9	0.41	10.3	
20GS-24FLH90S	G20364-2024	7347-54655	1 1/4	31.7	1 1/2	2.50	63.5	3.19	81.0	6.50	165.0	3.70	93.9	0.50	12.6	

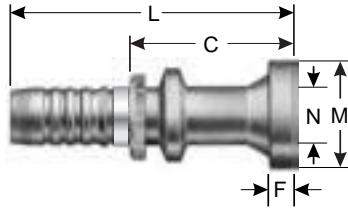
*N = flange size



Caterpillar-Style O-Ring Flange

See Accessories for O-Rings.

NOTE: These FLC flanges are designed with a thicker flange head. The 0.56" flange dimension is frequently found on Caterpillar equipment. These flanges let the user utilize the existing Caterpillar flange halves or new Gates Caterpillar flange halves. At the user's option, standard Code 62 flanges and halves can be used in place of Caterpillar flanges and halves. The standard Code 62 flange head thickness ranges between .305" and .495".



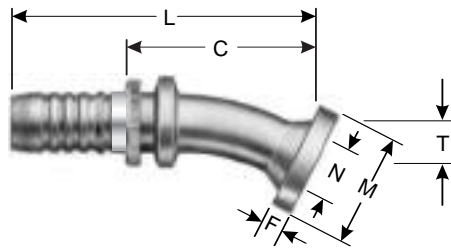
Descr.	#		⊖		N	M		L		C		F	
			"	mm		"	mm	"	mm	"	mm	"	mm
12GS-12FLC	G20400-1212	7347-62445	3/4	19.1	3/4	1.63	41.4	5.71	145.0	3.70	94.0	0.56	14.2
12GS-16FLC	G20400-1216	7347-62465	3/4	19.1	1	1.88	47.8	5.71	145.0	3.70	94.0	0.56	14.2
16GS-16FLC	G20400-1616	7347-62555	1	25.4	1	1.88	47.8	6.10	155.0	3.87	98.2	0.56	14.2
16GS-20FLC	G20400-1620	7347-62565	1	25.4	1 1/4	2.13	54.1	6.10	155.0	3.87	98.2	0.56	14.2
20GS-20FLC	G20400-2020	7347-62645	1 1/4	31.7	1 1/4	2.13	54.1	7.36	187.0	4.56	115.9	0.56	14.2
20GS-24FLC	G20400-2024	7347-62655	1 1/4	31.7	1 1/2	2.50	63.5	7.36	187.0	4.56	115.9	0.56	14.2

*N = flange size

Caterpillar-Style O-Ring Flange – 22½° Bent Tube

See Accessories for O-Rings.

NOTE: These FLC flanges are designed with a thicker flange head. The 0.56" flange dimension is frequently found on Caterpillar equipment. These flanges let the user utilize the existing Caterpillar flange halves or new Gates Caterpillar flange halves. At the user's option, standard Code 62 flanges and halves can be used in place of Caterpillar flanges and halves. The standard Code 62 flange head thickness ranges between .305" and .495".



Descr.	#		⊖		N	M		T		L		C		F	
			"	mm		"	mm	"	mm	"	mm	"	mm	"	mm
12GS-12FLC22-016	G20402-1212	7347-63445	3/4	19.1	3/4	1.63	41.4	0.63	16.0	5.63	143.0	3.62	92.0	0.56	14.2
16GS-16FLC22-017	G20402-1616	7347-63555	1	25.4	1	1.88	47.8	0.67	17.0	6.02	153.0	3.78	95.9	0.56	14.2
16GS-20FLC22-017	G20402-1620	7347-63565	1	25.4	1 1/4	2.13	54.1	0.67	17.0	6.02	153.0	3.78	95.9	0.56	14.2
20GS-20FLC22-017	G20402-2020	7347-63645	1 1/4	31.7	1 1/4	2.13	54.1	0.67	17.0	7.28	185.0	4.48	113.9	0.56	14.2
20GS-24FLC22-017	G20402-2024	7347-63655	1 1/4	31.7	1 1/2	2.50	63.5	0.67	17.0	7.28	185.0	4.48	113.9	0.56	14.2

*N = flange size

EQUIPMENT

HOSE/CPLG. SELECTION

TECH. DATA

EXT. & VERY HIGH PRESS. HOSE

GS CPLGS.

PCM CPLGS.

PCS CPLGS.

HIGH & MED. PRESS. HOSE

MEGACRIMP® CPLGS.

PC CPLGS.

FIELD ATTACHABLE CPLGS.

AIR BRAKE HOSE & CPLGS.

MEGATECH® C5 HOSE & CPLGS.

LOW PRESS. HOSE & CPLGS.

C14 HOSE & CPLGS.

POLARSEAL® HOSE & CPLGS.

PWR. STG. HOSE & CPLGS.

THERMO-PLASTIC HOSE & CPLGS.

ADAPTERS

QUICK DISCONNECT CPLGS.

ACCESSORIES & ASSORTMENTS

PART NUMBER INDEXES



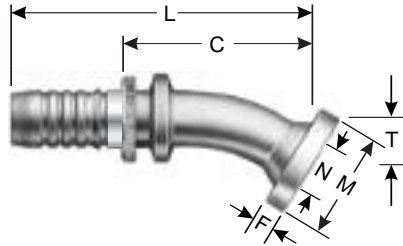


- EQUIPMENT
- HOSE/CPLG. SELECTION
- TECH. DATA
- EXT. & VERY HIGH PRESS. HOSE
- GS CPLGS.
- PCM CPLGS.
- PCS CPLGS.
- HIGH & MED. PRESS. HOSE
- MEGACRIMP® CPLGS.
- PC CPLGS.
- FIELD ATTACHABLE CPLGS.
- AIR BRAKE HOSE & CPLGS.
- MEGATECH® C5 HOSE & CPLGS.
- LOW PRESS. HOSE & CPLGS.
- C14 HOSE & CPLGS.
- POLARSEAL® HOSE & CPLGS.
- PWR. STG. HOSE & CPLGS.
- THERMO-PLASTIC HOSE & CPLGS.
- ADAPTERS
- QUICK DISCONNECT CPLGS.
- ACCESSORIES & ASSORT-MENTS
- PART NUMBER INDEXES

Caterpillar-Style O-Ring Flange – 30° Bent Tube

See Accessories for O-Rings.

NOTE: These FLC flanges are designed with a thicker flange head. The 0.56" flange dimension is frequently found on Caterpillar equipment. These flanges let the user utilize the existing Caterpillar flange halves or new Gates Caterpillar flange halves. At the user's option, standard Code 62 flanges and halves can be used in place of Caterpillar flanges and halves. The standard Code 62 flange head thickness ranges between .305" and .495".



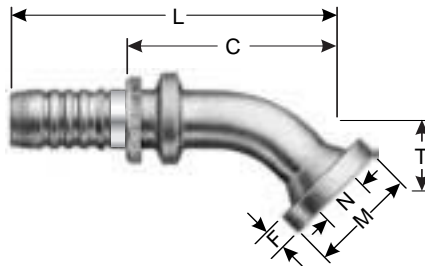
Descr.	#		⊕		N	M		T		L		C		F	
			"	mm		"	"	mm	"	mm	"	mm	"	mm	"
12GS-12FLC30-022	G20404-1212	7347-64445	3/4	19.1	3/4	1.63	41.4	0.87	22.0	5.51	140	3.50	89.0	0.56	14.2
12GS-16FLC30-022	G20404-1216	7347-64465	3/4	19.1	1	1.88	47.8	0.87	22.0	5.55	141	3.54	90.0	0.56	14.2
16GS-16FLC30-023	G20404-1616	7347-64555	1	25.4	1	1.88	47.8	0.91	23.0	5.94	151	3.69	93.7	0.56	14.2
16GS-20FLC30-023	G20404-1620	7347-64565	1	25.4	1 1/4	2.13	54.1	0.91	23.0	5.94	151	3.69	93.7	0.56	14.2
20GS-20FLC30-024	G20404-2020	7347-64645	1 1/4	31.7	1 1/4	2.13	54.1	0.94	24.0	7.20	183	4.41	111.9	0.56	14.2
20GS-24FLC30-024	G20404-2024	7347-64655	1 1/4	31.7	1 1/2	2.50	63.5	0.94	24.0	7.20	183	4.41	111.9	0.56	14.2

*N = flange size

Caterpillar-Style O-Ring Flange – 45° Bent Tube

See Accessories for O-Rings.

NOTE: These FLC flanges are designed with a thicker flange head. The 0.56" flange dimension is frequently found on Caterpillar equipment. These flanges let the user utilize the existing Caterpillar flange halves or new Gates Caterpillar flange halves. At the user's option, standard Code 62 flanges and halves can be used in place of Caterpillar flanges and halves. The standard Code 62 flange head thickness ranges between .305" and .495".



Descr.	#		⊕		N	M		T		L		C		F	
			"	mm		"	"	mm	"	mm	"	mm	"	mm	"
12GS-12FLC45-035	G20407-1212	7347-65445	3/4	19.1	3/4	1.63	41.4	1.38	35.0	5.24	133.0	3.23	82.0	0.56	14.2
12GS-12FLC45-066	G20408-1212	7347-76425	3/4	19.1	3/4	1.63	41.4	2.60	66.0	6.50	165.0	4.49	144.0	0.56	14.2
12GS-16FLC45-035	G20407-1216	7347-65465	3/4	19.1	1	1.88	47.8	1.38	35.0	5.24	133.0	3.23	82.0	0.56	14.2
16GS-16FLC45-037	G20407-1616	7347-65555	1	25.4	1	1.88	47.8	1.46	37.0	5.63	143.0	3.40	86.3	0.56	14.2
16GS-20FLC45-037	G20407-1620	7347-65565	1	25.4	1 1/4	2.13	54.1	1.46	37.0	5.63	143.0	3.40	86.3	0.56	14.2
20GS-20FLC45-037	G20407-2020	7347-65645	1 1/4	31.7	1 1/4	2.13	54.1	1.46	37.0	6.93	176.0	4.13	104.9	0.56	14.2
20GS-24FLC45-037	G20407-2024	7347-65655	1 1/4	31.7	1 1/2	2.50	63.5	1.46	37.0	6.93	176.0	4.13	104.9	0.56	14.2

*N = flange size

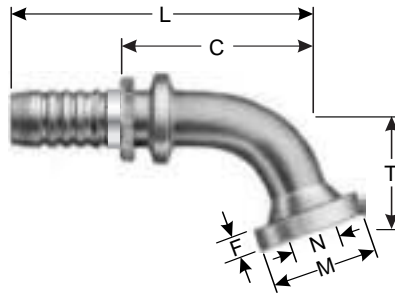




Caterpillar-Style O-Ring Flange – 60° Bent Tube

See Accessories for O-Rings.

NOTE: These FLC flanges are designed with a thicker flange head. The 0.56" flange dimension is frequently found on Caterpillar equipment. These flanges let the user utilize the existing Caterpillar flange halves or new Gates Caterpillar flange halves. At the user's option, standard Code 62 flanges and halves can be used in place of Caterpillar flanges and halves. The standard Code 62 flange head thickness ranges between .305" and .495".



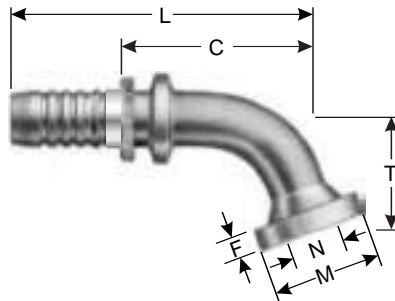
Descr.	#		⊕		N		M		T		L		C		F	
			"	mm	"	"	mm	"	mm	"	mm	"	mm	"	mm	"
12GS-16FLC60-048	G20409-1216	7347-66465	3/4	19.1	1	1.88	47.8	1.89	48.0	5.75	146.0	3.74	95.0	0.56	14.2	
16GS-16FLC60-050	G20409-1616	7347-66555	1	25.4	1	1.88	47.8	1.97	50.0	6.42	163.0	4.17	106.0	0.56	14.2	
16GS-20FLC60-050	G20409-1620	7347-66565	1	25.4	1 1/4	2.13	54.1	1.97	50.0	4.17	106.0	3.50	89.0	0.56	14.2	
20GS-20FLC60-052	G20409-2020	7347-66645	1 1/4	31.7	1 1/4	2.13	54.1	2.05	52.0	7.80	198.0	5.00	126.9	0.56	14.2	
20GS-24FLC60-052	G20409-2024	7347-66655	1 1/4	31.7	1 1/2	2.50	63.5	2.05	52.0	7.80	198.0	5.00	126.9	0.56	14.2	

*N = flange size

Caterpillar-Style O-Ring Flange – 67 1/2° Bent Tube

See Accessories for O-Rings.

NOTE: These FLC flanges are designed with a thicker flange head. The 0.56" flange dimension is frequently found on Caterpillar equipment. These flanges let the user utilize the existing Caterpillar flange halves or new Gates Caterpillar flange halves. At the user's option, standard Code 62 flanges and halves can be used in place of Caterpillar flanges and halves. The standard Code 62 flange head thickness ranges between .305" and .495".



Descr.	#		⊕		N		M		T		L		C		F	
			"	mm	"	"	mm	"	mm	"	mm	"	mm	"	mm	"
16GS-16FLC67-057	G20410-1616	7347-67555	1	25.4	1	1.88	47.8	2.24	57.0	6.14	156.0	3.90	99.0	0.56	14.2	
16GS-20FLC67-057	G20410-1620	7347-67565	1	25.4	1 1/4	2.13	54.1	2.24	57.0	6.14	156.0	3.90	99.0	0.56	14.2	
20GS-20FLC67-059	G20410-2020	7347-67645	1 1/4	31.7	1 1/4	2.13	54.1	2.32	59.0	7.52	191.0	4.72	119.9	0.56	14.2	
20GS-24FLC67-059	G20410-2024	7347-67655	1 1/4	31.7	1 1/2	2.50	63.5	2.32	59.0	7.52	191.0	4.72	119.9	0.56	14.2	

*N = flange size

EQUIPMENT

HOSE/CPLG. SELECTION

TECH. DATA

EXT. & VERY HIGH PRESS. HOSE

GS CPLGS.

PCM CPLGS.

PCS CPLGS.

HIGH & MED. PRESS. HOSE

MEGACRIMP® CPLGS.

PC CPLGS.

FIELD ATTACHABLE CPLGS.

AIR BRAKE HOSE & CPLGS.

MEGATECH® C5 HOSE & CPLGS.

LOW PRESS. HOSE & CPLGS.

C14 HOSE & CPLGS.

POLARSEAL® HOSE & CPLGS.

PWR. STG. HOSE & CPLGS.

THERMO-PLASTIC HOSE & CPLGS.

ADAPTERS

QUICK DISCONNECT CPLGS.

ACCESSORIES & ASSORTMENTS

PART NUMBER INDEXES



EQUIPMENT

HOSE/CPLG. SELECTION

TECH. DATA

EXT. & VERY HIGH PRESS. HOSE

GS CPLGS.

PCM CPLGS.

PCS CPLGS.

HIGH & MED. PRESS. HOSE

MEGACRIMP® CPLGS.

PC CPLGS.

FIELD ATTACHABLE CPLGS.

AIR BRAKE HOSE & CPLGS.

MEGATECH® C5 HOSE & CPLGS.

LOW PRESS. HOSE & CPLGS.

C14 HOSE & CPLGS.

POLARSEAL® HOSE & CPLGS.

PWR. STG. HOSE & CPLGS.

THERMO-PLASTIC HOSE & CPLGS.

ADAPTERS

QUICK DISCONNECT CPLGS.

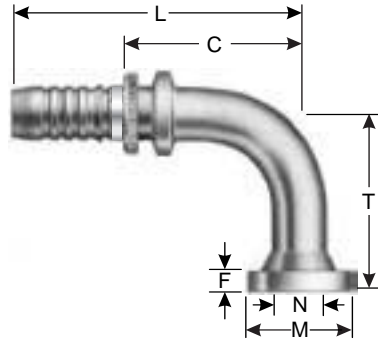
ACCESSORIES & ASSORTMENTS

PART NUMBER INDEXES

Caterpillar-Style O-Ring Flange – 90° Bent Tube

See Accessories for O-Rings.

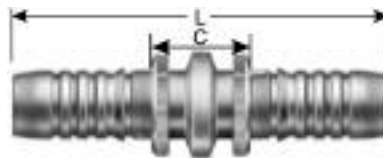
NOTE: These FLC flanges are designed with a thicker flange head. The 0.56" flange dimension is frequently found on Caterpillar equipment. These flanges let the user utilize the existing Caterpillar flange halves or new Gates Caterpillar flange halves. At the user's option, standard Code 62 flanges and halves can be used in place of Caterpillar flanges and halves. The standard Code 62 flange head thickness ranges between .305" and .495".



Descr.	#		⊕		N		M		T		L		C		F	
			"	mm	"	mm	"	mm	"	mm	"	mm	"	mm	"	mm
12GS-12FLC90-068	G20415-1212	7347-73945	3/4	19.1	1	1.63	41.3	2.68	68.0	4.92	125.0	2.91	74.0	0.38	9.5	
12GS-12FLC90-128	G20416-1212	7347-76015	3/4	19.1	3/4	1.63	41.4	5.04	128.0	4.61	117.0	2.60	66.0	0.56	14.2	
12GS-16FLC90-068	G20415-1216	7347-73955	3/4	19.1	1	1.88	47.8	2.68	68.0	4.61	117.0	2.60	66.0	0.56	14.2	
16GS-16FLC90-074	G20415-1616	7347-68555	1	25.4	1	1.88	47.8	2.91	74.0	5.16	131.0	2.92	74.1	0.56	14.2	
16GS-16FLC90-132	G20416-1616	7347-73035	1	25.4	1	1.88	47.8	5.20	132.0	5.16	131.0	2.92	74.1	0.56	14.2	
16GS-20FLC90-074	G20415-1620	7347-68565	1	25.4	1 1/4	2.13	54.1	2.91	74.0	5.16	131.0	2.92	74.1	0.56	14.2	
20GS-20FLC90-077	G20415-2020	7347-68645	1 1/4	31.7	1 1/4	2.13	54.1	3.03	77.0	6.54	166.0	3.74	94.9	0.56	14.2	
20GS-24FLC90-077	G20415-2024	7347-68655	1 1/4	31.7	1 1/2	2.50	63.5	3.03	77.0	6.54	166.0	3.74	94.9	0.56	14.2	

*N = flange size

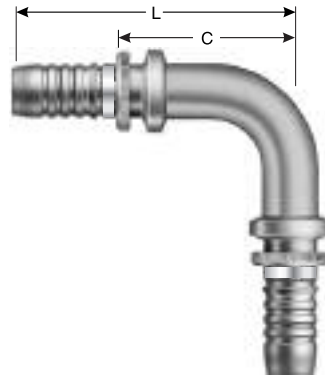
Hose Length Extender Caterpillar



Descr.	#		⊕		L		C	
			"	mm	"	mm	"	mm
8GS-8HLE	G20535-0808	7347-73265	1/2	12.7	3.70	94.0	0.75	19.1
12GS-12HLEC	G20534-1212	7347-76405	3/4	19.1	6.42	163	2.4	61
16GS-16HLEC	G20534-1616	7347-76395	1	25.4	7.09	180	2.61	66.4



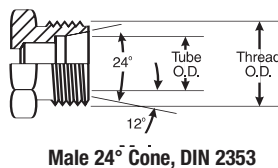
Hose Length Extender – 90° Bent Tube



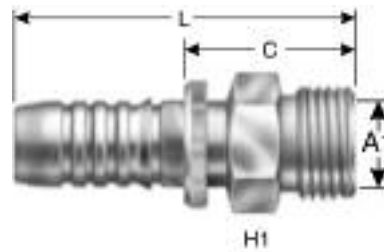
Descr.	#		⊕		L		C	
			"	mm	"	mm	"	mm
8GS-8HLE90-086	G20537-0808	7347-73195	1/2	12.7	3.39	86.0	1.91	48.5
12GS-12HLE90-112	G20537-1212	7347-73965	3/4	19.1	4.39	111.5	2.38	60.5
16GS-16HLE90-127	G20537-1616	7347-73705	1	25.4	5.00	127.0	2.76	70.2
20GS-20HLE90-155	G20537-2020	7347-76705	1 1/4	31.7	6.10	155.0	3.30	83.9

Male DIN 24° Cone – Light Series

Do not use at a pressure above DIN Light ratings. Nut Hex per ISO Draft International Standards 12151-2.



Male 24° Cone, DIN 2353



Descr.	#		⊕		🌀	H2	L		C		A1
			"	mm		mm	"	mm	"	mm	mm
8GS-15MDL	G20615-0815	7347-90625	1/2	12.7	M22X1.5	24	2.48	63	1	25.5	12
12GS-22MDL	G20615-1222	7347-93565	3/4	19.1	M30X2.0	32	3.13	79.5	1.12	28.5	19
16GS-28MDL	G20615-1628	7347-91495	1	25.4	M36X2.0	41	3.54	90	1.31	33.2	24

EQUIPMENT

HOSE/CPLG. SELECTION

TECH. DATA

EXT. & VERY HIGH PRESS. HOSE

GS CPLGS.

PCM CPLGS.

PCS CPLGS.

HIGH & MED. PRESS. HOSE

MEGACRIMP® CPLGS.

PC CPLGS.

FIELD ATTACHABLE CPLGS.

AIR BRAKE HOSE & CPLGS.

MEGATECH® C5 HOSE & CPLGS.

LOW PRESS. HOSE & CPLGS.

C14 HOSE & CPLGS.

POLARSEAL® HOSE & CPLGS.

PWR. STG. HOSE & CPLGS.

THERMO-PLASTIC HOSE & CPLGS.

ADAPTERS

QUICK DISCONNECT CPLGS.

ACCESSORIES & ASSORTMENTS

PART NUMBER INDEXES



GlobalSpiral™ Couplings – G20 Series

EQUIPMENT

HOSE/CPLG. SELECTION

TECH. DATA

EXT. & VERY HIGH PRESS. HOSE

GS CPLGS.

PCM CPLGS.

PCS CPLGS.

HIGH & MED. PRESS. HOSE

MEGACRIMP® CPLGS.

PC CPLGS.

FIELD ATTACHABLE CPLGS.

AIR BRAKE HOSE & CPLGS.

MEGATECH® C5 HOSE & CPLGS.

LOW PRESS. HOSE & CPLGS.

C14 HOSE & CPLGS.

POLARSEAL® HOSE & CPLGS.

PWR. STG. HOSE & CPLGS.

THERMO-PLASTIC HOSE & CPLGS.

ADAPTERS

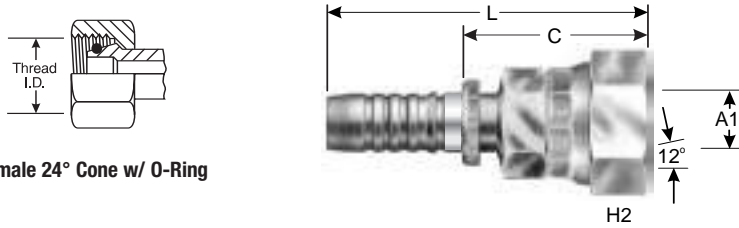
QUICK DISCONNECT CPLGS.

ACCESSORIES & ASSORTMENTS

PART NUMBER INDEXES

Female DIN 24° Cone Swivel – Light Series with O-Ring

Do not use at a pressure above DIN Light ratings. Nut Hex per ISO Draft International Standards 12151-2.

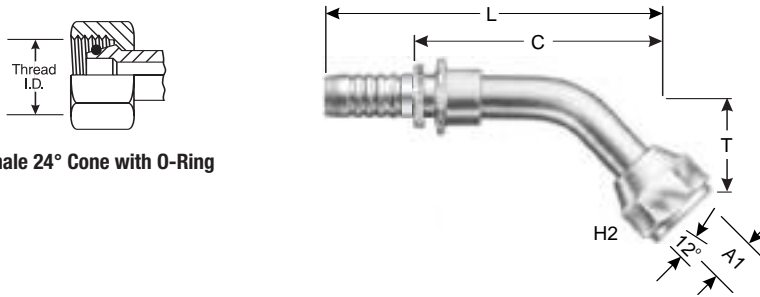


Female 24° Cone w/ O-Ring

Descr.	#		⊕		🌀	H2	L		C		A1
			"	mm		mm	"	mm	"	mm	mm
6GS-12FDLORX	G20645-0612	7347-92815	3/8	9.5	M18X1.5	22	2.87	73.0	1.46	37.2	12
8GS-15FDLORX	G20645-0815	7347-90595	1/2	12.7	M22X1.5	27	2.87	73.0	1.40	35.5	15
10GS-18FDLORX	G20645-1018	7347-92105	5/8	15.8	M26X1.5	32	3.61	91.8	1.63	41.5	18
12GS-22FDLORX	G20645-1222	7347-92125	3/4	19.1	M30X2.0	36	3.82	97.0	1.81	46.0	22
12GS-28FDLORX	G20645-1228	7347-92165	3/4	19.1	M36X2.0	41	3.90	99.0	1.89	48.0	28
16GS-28FDLORX	G20645-1628	7347-90795	1	25.4	M36X2.0	41	4.13	105.0	1.91	48.6	28

Female DIN 24° Cone Swivel – Light Series with O-Ring – 45° Bent Tube

Do not use at a pressure above DIN Light ratings. Nut Hex per ISO Draft International Standards 12151-2.



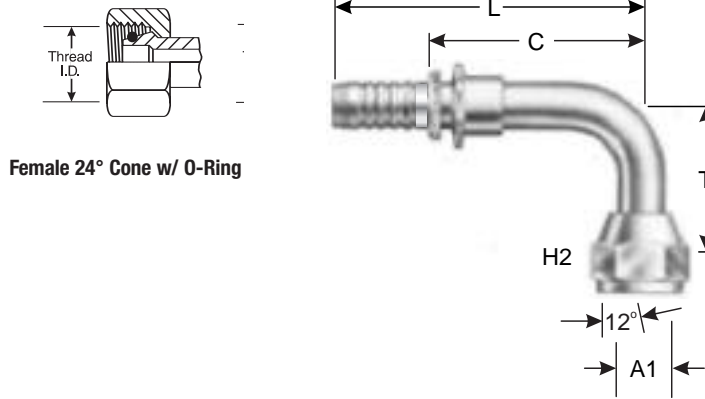
Female 24° Cone with O-Ring

Descr.	#		⊕		🌀	H2	T		L		C		A1
			"	mm		mm	"	mm	"	mm	"	mm	mm
12GS-22FDLORX45	G20650-1222	7347-92525	3/4	19.1	M30X2.0	36	1.17	29.8	5.35	135.8	3.34	84.8	22



Female DIN 24° Cone Swivel – Light Series with O-Ring – 90° Bent Tube

Do not use at a pressure above DIN Light ratings. Nut Hex per ISO Draft International Standards 12151-2.



Female 24° Cone w/ O-Ring

Descr.	#		⊕		🌀	H2	T		L		C		A1
			"	mm		mm	"	mm	"	mm	"	mm	mm
12GS-22FDLORX90M	G20655-1222	7347-92135	3/4	19.1	M30X2.0	36	2.44	62.0	4.86	123.5	2.86	72.5	22
16GS-28FDLORX90M	G20655-1628	7347-90765	1	25.4	M36X2.0	41	2.76	70.0	5.82	147.7	2.71	68.7	28

Male DIN 24° Cone – Heavy Series



Male 24° Cone

Descr.	#		⊕		🌀	H1	L		C		A1
			"	mm		mm	"	mm	"	mm	mm
6GS-12MDH	G20715-0612	7347-01785	3/8	9.5	M20X1.5	22	2.51	63.7	1.10	27.9	12
8GS-16MDH	G20715-0816	734791325	1/2	12.7	M24X1.5	27	1.17	67.5	1.18	30	12
12GS-20MDH	G20715-1220	7347-92255	3/4	19.1	M30X2.0	32	3.35	85	1.34	34	20
12GS-25MDH	G20715-1225	7347-92265	3/4	19.1	M36X2.0	41	3.5	89	1.5	38	25
16GS-25MDH	G20715-1625	7347-91505	1	25.4	M30X2.0	41	3.82	97	1.58	40.2	25
16GS-30MDH	G20715-1630	7347-91515	1	25.4	M42X2.0	46	3.9	99	1.66	42.2	30
20GS-38MDH	G20715-2038	7347-93295	1 1/4	31.7	M52X2.0	55	4.84	123	2.04	51.9	38

EQUIPMENT

HOSE/CPLG. SELECTION

TECH. DATA

EXT. & VERY HIGH PRESS. HOSE

GS CPLGS.

PCM CPLGS.

PCS CPLGS.

HIGH & MED. PRESS. HOSE

MEGACRIMP® CPLGS.

PC CPLGS.

FIELD ATTACHABLE CPLGS.

AIR BRAKE HOSE & CPLGS.

MEGATECH® C5 HOSE & CPLGS.

LOW PRESS. HOSE & CPLGS.

C14 HOSE & CPLGS.

POLARSEAL® HOSE & CPLGS.

PWR. STG. HOSE & CPLGS.

THERMO-PLASTIC HOSE & CPLGS.

ADAPTERS

QUICK DISCONNECT CPLGS.

ACCESSORIES & ASSORTMENTS

PART NUMBER INDEXES



GlobalSpiral™ Couplings – G20 Series

EQUIPMENT

HOSE/CPLG. SELECTION

TECH. DATA

EXT. & VERY HIGH PRESS. HOSE

GS CPLGS.

PCM CPLGS.

PCS CPLGS.

HIGH & MED. PRESS. HOSE

MEGACRIMP® CPLGS.

PC CPLGS.

FIELD ATTACHABLE CPLGS.

AIR BRAKE HOSE & CPLGS.

MEGATECH® C5 HOSE & CPLGS.

LOW PRESS. HOSE & CPLGS.

C14 HOSE & CPLGS.

POLARSEAL® HOSE & CPLGS.

PWR. STG. HOSE & CPLGS.

THERMO-PLASTIC HOSE & CPLGS.

ADAPTERS

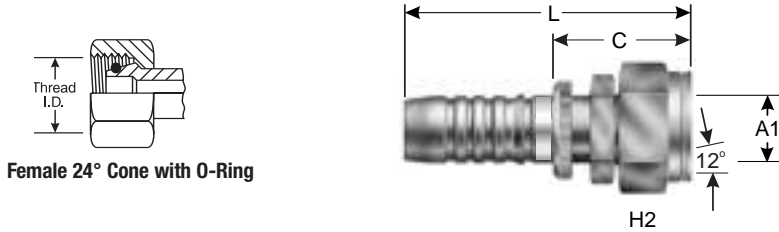
QUICK DISCONNECT CPLGS.

ACCESSORIES & ASSORTMENTS

PART NUMBER INDEXES

Female DIN 24° Cone Swivel – Heavy Series with O-Ring

Nut Hex per ISO Draft International Standards 12151-2.

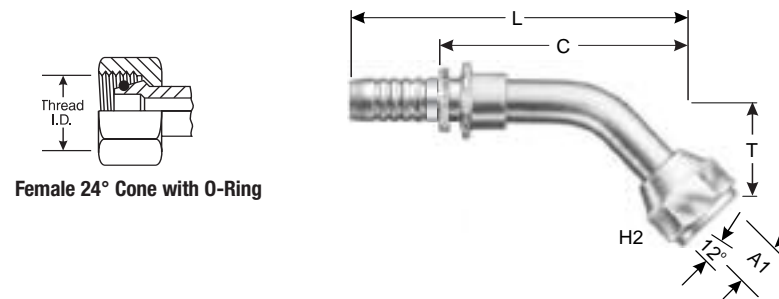


Female 24° Cone with O-Ring

Descr.	#		↔		🌀	H2	L		C		A1
			"	mm			"	mm	"	mm	
6GS-12FDHORX	G20720-0612	7347-92645	3/8	9.5	M20X1.5	24	2.87	73	1.46	37.2	12
6GS-14FDHORX	G20720-0614	7347-92085	3/8	9.5	M22X1.5	27	2.97	75.5	1.56	39.7	14
8GS-14FDHORX	G20720-0814	7347-92095	1/2	12.7	M22X1.5	27	3.01	76.5	1.53	38.9	14
8GS-16FDHORX	G20720-0816	7347-91335	1/2	12.7	M24X1.5	30	3.11	79	1.63	41.5	16
10GS-20FDHORX	G20720-1020	7347-92115	5/8	15.8	M30X2.0	36	3.94	100	1.96	49.7	20
10GS-25FDHORX	G20720-1025	7347-93425	5/8	15.8	M36X2.0	46	4.09	104	2.11	53.7	25
12GS-20FDHORX	G20720-1220	7347-92145	3/4	19.1	M30X2.0	36	4.06	103	2.05	52	20
12GS-25FDHORX	G20720-1225	7347-92155	3/4	19.1	M36X2.0	46	4.23	107.4	2.22	56.4	25
16GS-25FDHORX	G20720-1625	7347-91535	1	25.4	M36X2.0	46	4.57	116	2.35	59.6	25
16GS-30FDHORX	G20720-1630	7347-90805	1	25.4	M42X2.0	50	4.65	118.0	2.43	61.6	30
20GS-38FDHORX	G20720-2038	7347-93305	1 1/4	31.7	M52X2.0	60	5.71	145.0	2.91	73.9	38

Female DIN 24° Cone Swivel – Heavy Series with O-Ring – 45° Bent Tube

Nut Hex per ISO Draft International Standards 12151-2.

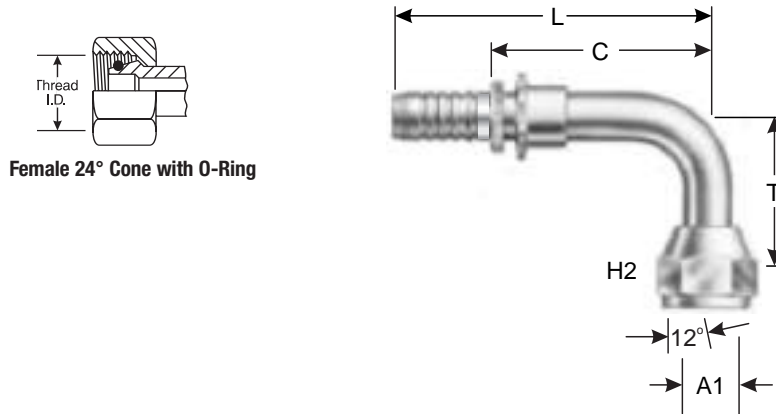


Female 24° Cone with O-Ring

Descr.	#		↔		🌀	H2	T		L		C		A1
			"	mm			"	mm	"	mm	"	mm	
8GS-16FDHORX45M	G20725-0816	7347-91345	1/2	12.7	M24X1.5	30	0.85	21.6	3.7	94.1	2.23	56.7	16
10GS-20FDHORX45	G20725-1020	7347-92325	5/8	15.8	M30X2.0	36	0.98	24.9	4.79	121.6	2.81	71.3	20
12GS-20FDHORX45	G20725-1220	7347-93285	3/4	19.1	M30X2.0	36	1.17	29.8	6.33	160.9	4.33	109.9	20
12GS-25FDHORX45M	G20725-1225	7347-92175	3/4	19.1	M36X2.0	46	1.23	31.2	5.31	134.8	3.4	86.3	25
16GS-25FDHORX45M	G20725-1625	7347-91545	1	25.4	M36X2.0	46	1.38	35.1	3.9	99	1.66	42.2	25
20GS-38FDHORX45M	G20725-2038	7347-93415	1 1/4	31.7	M52X2.0	60	1.67	42.5	7.72	196	4.92	124.9	38

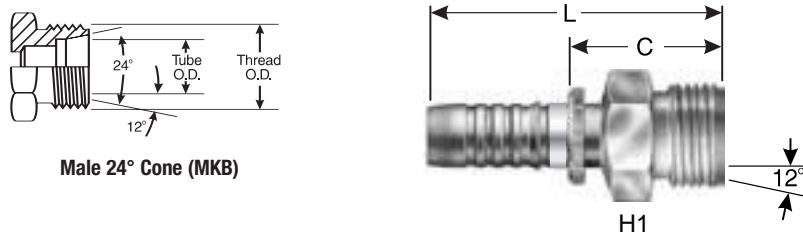
Female DIN 24° Cone Swivel – Heavy Series with O-Ring – 90° Bent Tube

Nut Hex per ISO Draft International Standards 12151-2.



Descr.	#		⌀		🌀	H2	T		L		C		A1
			"	mm			mm	"	mm	"	mm	"	
8GS-16FDHORX90M	G20730-0816	7347-91485	1/2	12.7	M24X1.5	30	1.73	44.0	3.39	86.0	1.91	48.5	16
10GS-20FDHORX90M	G20730-1020	7347-92335	5/8	15.8	M30X2.0	36	2.01	51.0	4.43	112.5	2.45	62.2	20
12GS-20FDHORX90M	G20730-1220	7347-92185	3/4	19.1	M30X2.0	36	2.44	62.0	4.86	123.5	2.85	72.5	20
12GS-25FDHORX90M	G20730-1225	7347-92195	3/4	19.1	M36X2.0	46	2.52	64.0	4.86	123.5	2.85	72.5	25
16GS-25FDHORX90	G20730-1625	7347-91555	1	25.4	M36X2.0	46	2.99	76.0	5.94	151.0	3.72	94.6	25
16GS-30FDHORX90M	G20730-1630	7347-90775	1	25.4	M42X2.0	50	2.99	76.0	5.81	147.7	3.59	91.3	30
20GS-38FDHORX90	G20730-2038	7347-93315	1 1/4	31.7	M52X2.0	60	3.43	87.0	7.11	180.5	4.31	109.4	38

Male Kobelco-Style



Descr.	#		⌀		🌀	H1	L		C	
			"	mm			mm	"	mm	"
12GS-22MKB	G20735-1222	7347-73665	3/4	19.1	M30X1.5	36	3.35	85.0	1.34	34.0
12GS-28MKB	G20735-1228	7347-73675	3/4	19.1	M36X1.5	41	3.62	92.0	1.61	41.0
16GS-28MKB	G20735-1628	7347-73095	1	25.4	M36X1.5	50	3.98	101.0	1.74	44.2
16GS-35MKB	G20735-1635	7347-73025	1	25.4	M45X1.5	50	3.74	95.0	1.50	38.1

EQUIPMENT

HOSE/CPLG. SELECTION

TECH. DATA

EXT. & VERY HIGH PRESS. HOSE

GS CPLGS.

PCM CPLGS.

PCS CPLGS.

HIGH & MED. PRESS. HOSE

MEGACRIMP® CPLGS.

PC CPLGS.

FIELD ATTACHABLE CPLGS.

AIR BRAKE HOSE & CPLGS.

MEGATECH® C5 HOSE & CPLGS.

LOW PRESS. HOSE & CPLGS.

C14 HOSE & CPLGS.

POLARSEAL® HOSE & CPLGS.

PWR. STG. HOSE & CPLGS.

THERMO-PLASTIC HOSE & CPLGS.

ADAPTERS

QUICK DISCONNECT CPLGS.

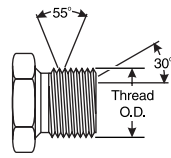
ACCESSORIES & ASSORTMENTS

PART NUMBER INDEXES

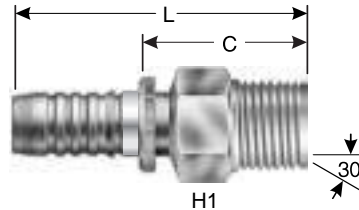


GlobalSpiral™ Couplings – G20 Series

Male British Standard Pipe Parallel



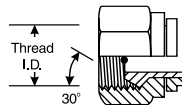
BSPP Male (MBSPP)



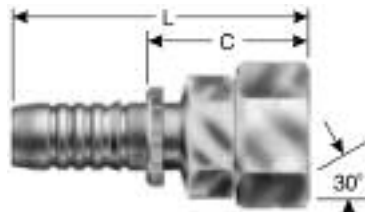
H1

Descr.	#		↻		🌀	H1	L		C	
			"	mm		mm	"	mm	"	mm
6GS-6MBSPP	G20810-0606	7347-01775	3/8	9.5	3/8-19	22	2.48	63	1.07	27.2
8GS-8MBSPP	G20810-0808	7347-91365	1/2	12.7	1/2-14	27	2.66	67.5	1.81	30
MEGACRIMP® CPLGS.	12GS-12MBSPP	G20810-1212	3/4	19.1	3/4-14	32	3.35	85	1.37	34.7
	16GS-16MBSPP	G20810-1616	1	25.4	1-11	41	3.86	98	1.62	41.2
20GS-20MBSPP	G20810-2020	7347-93365	1 1/4	31.7	1 1/4-11	50	4.65	118	1.85	46.9

Female British Standard Pipe Parallel O-Ring Swivel



BSPOR Female
(FBSPORX)



Descr.	#		↻		🌀	H2	L		C	
			"	mm		mm	"	mm	"	mm
C14 HOSE & CPLGS.	6GS-6FBSPORX	G20830-0606	3/8	9.5	3/8-19	22	2.34	59.4	0.93	23.5
	8GS-8FBSPORX	G20830-0808	1/2	12.7	1/2-14	27	2.4	61	0.93	23.5
POLARSEAL® HOSE & CPLGS.	12GS-12FBSPORX	G20830-1212	3/4	19.1	3/7-14	32	3.35	85	1.34	34
	12GS-16FBSPORX	G20830-1216	3/4	19.1	1-11	41	3.74	86.6	1.4	35.6
	16GS-16FBSPORX	G20830-1616	1	25.4	1-11	41	3.74	95	1.52	38.6
20GS-20FBSPORX	G20830-2020	7347-93375	1 1/4	31.7	1 1/4-11	50	4.59	116.5	1.79	45.4

EQUIPMENT

HOSE/CPLG.
SELECTION

TECH. DATA

EXT. &
VERY HIGH
PRESS. HOSE

GS CPLGS.

PCM CPLGS.

PCS CPLGS.

HIGH & MED.
PRESS. HOSE

MEGACRIMP®
CPLGS.

PC CPLGS.

FIELD
ATTACHABLE
CPLGS.

AIR BRAKE
HOSE &
CPLGS.

MEGATECH®
C5
HOSE &
CPLGS.

LOW PRESS.
HOSE &
CPLGS.

C14 HOSE
& CPLGS.

POLARSEAL®
HOSE &
CPLGS.

PWR. STG.
HOSE &
CPLGS.

THERMO-
PLASTIC
HOSE &
CPLGS.

ADAPTERS

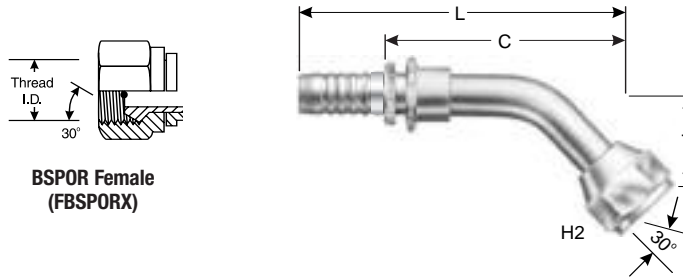
QUICK
DISCONNECT
CPLGS.

ACCESSORIES
& ASSORT-
MENTS

PART NUMBER
INDEXES

Female British Standard Pipe Parallel O-Ring Swivel – 45° Bent Tube

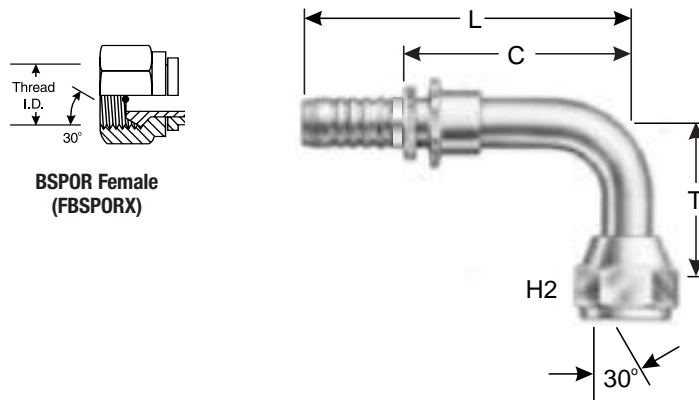
S, M, and L Drops and Hex per ISO Working Draft 12151-6.



Descr.	#		⊕		🌀	H2	T		L		C	
			"	mm			mm	"	mm	"	mm	
6GS-6FBSPORX45M	G20831-0606	7347-92345	3/8	9.5	3/8-19	22	0.61	15.4	3.27	83.1	1.86	47.3
8GS-8FBSPORX45M	G20831-0808	7347-91415	1/2	12.7	1/2-14	27	0.67	17.0	3.60	91.5	2.13	54.1
12GS-12FBSPORX45M	G20831-1212	7347-92245	3/4	19.1	3/4-14	32	1.11	28.3	5.29	134.4	3.28	83.4
16GS-16FBSPORX45M	G20831-1616	7347-92275	1	25.4	1-11	41	1.22	30.9	6.12	155.5	3.90	99.1
20GS-20FBSPORX45M	G20831-2020	7347-93395	1 1/4	31.7	1 1/4-11	50	1.48	37.5	7.52	191.1	4.72	119.9

Female British Standard Pipe Parallel O-Ring Swivel – 90° Bent Tube

S, M, and L Drops and Hex per ISO Working Draft 12151-6.



Descr.	#		⊕		🌀	H2	T		L		C	
			"	mm			mm	"	mm	"	mm	
6GS-6FBSPORX90M	G20832-0606	7347-92355	3/8	9.5	3/8-19	22	1.26	32	3.07	78.0	1.66	42.2
8GS-8FBSPORX90M	G20832-0808	7347-91425	1/2	12.7	1/2-14	27	1.48	37	3.46	88.0	1.99	50.5
12GS-12FBSPORX90M	G20832-1212	7347-92225	3/4	19.1	3/4-14	32	2.36	60.0	4.86	123.5	2.85	72.5
16GS-16FBSPORX90M	G20832-1616	7347-90785	1	25.4	1-11	41	2.76	70.0	5.81	147.7	3.59	91.3
20GS-20FBSPORX90M	G20832-2020	7347-93405	1 1/4	31.7	1 1/4-11	50	3.15	80.0	7.11	180.5	4.31	109.4

EQUIPMENT

HOSE/CPLG. SELECTION

TECH. DATA

EXT. & VERY HIGH PRESS. HOSE

GS CPLGS.

PCM CPLGS.

PCS CPLGS.

HIGH & MED. PRESS. HOSE

MEGACRIMP® CPLGS.

PC CPLGS.

FIELD ATTACHABLE CPLGS.

AIR BRAKE HOSE & CPLGS.

MEGATECH® C5 HOSE & CPLGS.

LOW PRESS. HOSE & CPLGS.

C14 HOSE & CPLGS.

POLARSEAL® HOSE & CPLGS.

PWR. STG. HOSE & CPLGS.

THERMO-PLASTIC HOSE & CPLGS.

ADAPTERS

QUICK DISCONNECT CPLGS.

ACCESSORIES & ASSORTMENTS

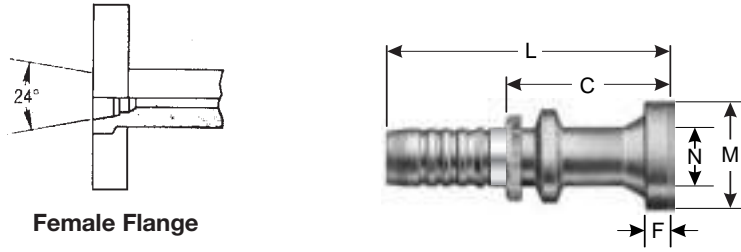
PART NUMBER INDEXES



GlobalSpiral™ Couplings – G20 Series

EQUIPMENT
HOSE/CPLG. SELECTION
TECH. DATA
EXT. & VERY HIGH PRESS. HOSE
GS CPLGS.
PCM CPLGS.
PCS CPLGS.
HIGH & MED. PRESS. HOSE
MEGACRIMP® CPLGS.
PC CPLGS.
FIELD ATTACHABLE CPLGS.
AIR BRAKE HOSE & CPLGS.
MEGATECH® C5 HOSE & CPLGS.
LOW PRESS. HOSE & CPLGS.
C14 HOSE & CPLGS.
POLARSEAL® HOSE & CPLGS.
PWR. STG. HOSE & CPLGS.
THERMO-PLASTIC HOSE & CPLGS.
ADAPTERS
QUICK DISCONNECT CPLGS.
ACCESSORIES & ASSORT-MENTS
PART NUMBER INDEXES

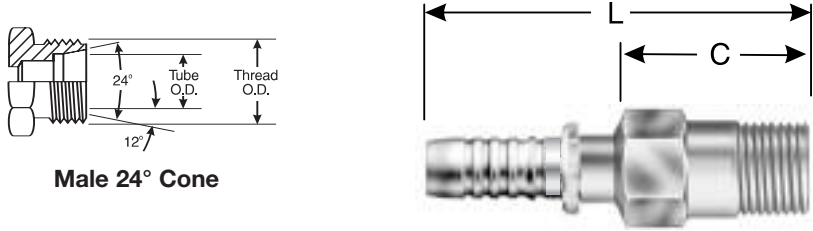
Female French GAZ (Poclain) 24° High Pressure Flange



Female Flange

Descr.	#		⊕		N	L		C		F	
			"	mm		"	mm	"	mm	"	mm
8GS-17FPFL	G20420-0817	7347-93215	1/2	12.7	M24	2.72	69	1.24	31.5	0.56	14.2
10GS-21FPFL	G20420-1021	7347-92995	5/8	15.8	M30	3.35	85	1.37	34.7	0.56	14.2
12GS-27FPFL	G20420-1227	7347-93065	3/4	19.1	M36	3.58	91	1.57	40.0	0.56	14.2
16GS-34FPFL	G20420-1634	7347-93165	1	25.4	M45	4.02	102	1.78	45.2	0.56	14.2
20GS-42FPFL	G20420-2042	7347-93465	1 1/4	31.7	M56	5.24	133	2.44	61.9	0.56	14.2

Male French GAZ

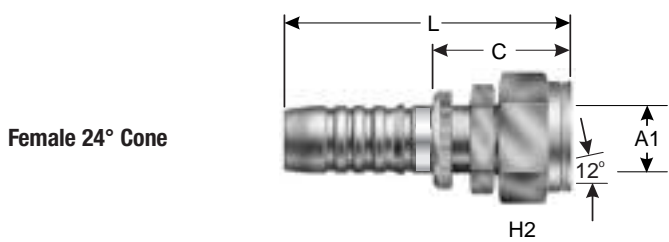


Male 24° Cone

H1

Descr.	#		⊕		🌀	H2	L		C	
			"	mm		mm	"	mm	"	mm
12GS-21MFG	G20675-1221	7347-94075	3/4	19.1	M30X1.5	32	3.23	82	1.22	31.0
12GS-27MFG	G20675-1227	7347-93055	3/4	19.1	M36X1.5	41	3.33	84.5	1.32	33.5

Female French GAZ Swivel (Female Kobelco)



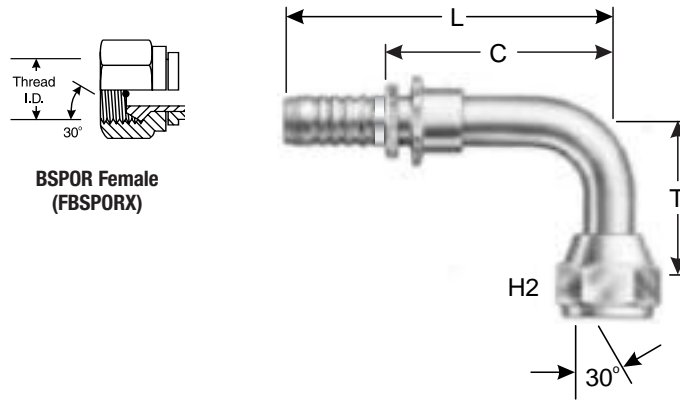
Female 24° Cone

H2

Descr.	#		⊕		🌀	H2	L		C	
			"	mm		mm	"	mm	"	mm
8GS-17FFGX	G20680-0817	7347-90665	1/2	12.7	M24X1.5	30	2.68	68	1.2	30.5
12GS-27FFGX	G20680-1227	7347-93075	3/4	19.1	M36X1.5	41	3.44	87.5	1.44	36.5
16GS-34FFGX	G20680-1634	7347-93175	1	25.4	M45X1.5	55	3.76	95.5	1.54	39.1



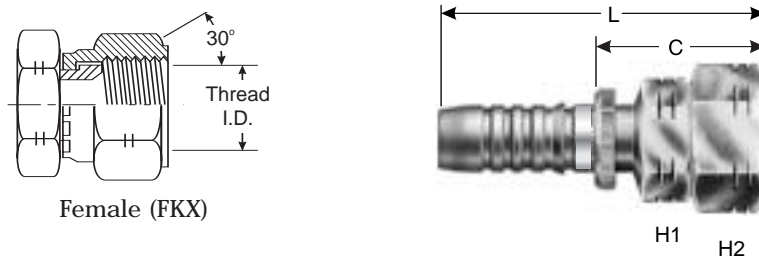
Female French GAZ Swivel - 90° Bent Tube



Descr.	#		↻		🌀	H2	T		L		C	
			"	mm		mm	"	mm	"	mm	"	mm
10GS-21FFGX90	G20690-1021	7347-93035	5/8	15.8	M30X1.5	36	1.77	45	3.62	92	1.64	41.7

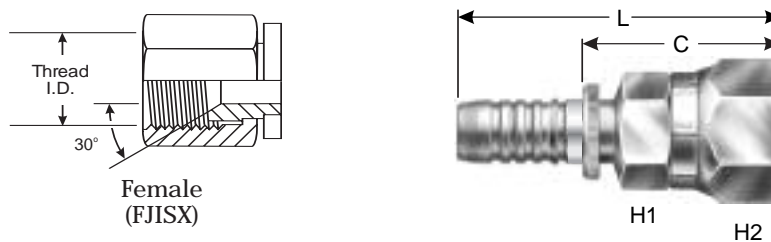
Female Komatsu-Style Japanese Metric Swivel

These female swivels have been marked with two small notches on the hex to identify them as the Komatsu style.



Descr.	#		↻		🌀	H1	H2	L		C	
			"	mm		mm	mm	"	mm	"	mm
8GS-8FKX	G20910-0808	7347-35245	1/2	12.7	M22X1.5	27	27	2.93	74.4	1.46	37.0
10GS-10FKX	G20910-1010	7347-35345	5/8	15.9	M24X1.5	30	32	3.74	95.0	1.76	44.7
12GS-12FKX	G20910-1212	7347-35445	3/4	19.1	M30X1.5	32	36	4.00	101.7	2.00	50.7
16GS-16FKX	G20910-1616	7347-35555	1	25.4	M33X1.5	41	41	4.51	114.6	2.29	58.2

Female Japanese Industrial Standard 30° Flare Swivel



Descr.	#		↻		🌀	H1	H2	L		C	
			"	mm		mm	mm	"	mm	"	mm
12GS-12FJISX	G20930-1212	7347-76195	3/4	19.1	3/4-14	32	36	3.87	98.2	1.86	47.2
16GS-16FJISX	G20930-1616	7347-76005	1	25.4	1-11	41	41	4.25	108	2.03	51.6
20GS-20FJISX	G20930-2020	7347-76235	1 1/4	31.7	1 1/4-11	27	50	5.35	136.0	2.56	64.9

EQUIPMENT

HOSE/CPLG. SELECTION

TECH. DATA

EXT. & VERY HIGH PRESS. HOSE

GS CPLGS.

PCM CPLGS.

PCS CPLGS.

HIGH & MED. PRESS. HOSE

MEGACRIMP® CPLGS.

PC CPLGS.

FIELD ATTACHABLE CPLGS.

AIR BRAKE HOSE & CPLGS.

MEGATECH® C5 HOSE & CPLGS.

LOW PRESS. HOSE & CPLGS.

C14 HOSE & CPLGS.

POLARSEAL® HOSE & CPLGS.

PWR. STG. HOSE & CPLGS.

THERMO-PLASTIC HOSE & CPLGS.

ADAPTERS

QUICK DISCONNECT CPLGS.

ACCESSORIES & ASSORTMENTS

PART NUMBER INDEXES



GlobalSpiral™ Couplings – G20 Series

GS Ferrule for 2-Wire Braid Hose

For 12M4K and 16M3K Hose Only



Descr.	#		⌀		L		I/O	
			"	mm	"	mm	"	mm
12GS1F-2	G20995-0212	7347-02975	3/4	19.1	1.73	44.0	1.57	39.9
16GS1F-2	G20995-0216	7347-02985	1	25.4	2.06	52.2	1.94	49.3

GS Ferrule for 4-Spiral Hose



Descr.	#		⌀		L		I/O	
			"	mm	"	mm	"	mm
6GS1F-4	G20995-0406	7347-03105	3/8	9.5	1.43	36.3	1.25	31.8
8GS1F-4	G20995-0408	7347-03115	1/2	12.7	1.44	36.6	1.35	34.4
10GS1F-4	G20995-0410	7347-03125	5/8	15.8	1.88	47.8	1.64	41.7
12GS1F-4	G20995-0412	7347-03135	3/4	19.1	2.00	50.8	1.80	45.7
16GS1F-4	G20995-0416	7347-03145	1	25.4	2.22	56.4	2.07	52.6
20GS1F-4	G20995-0420	7347-03155	1 1/4	31.7	2.67	67.8	2.42	61.5

GS Ferrule for 6-Spiral Hose



Descr.	#		⌀		L		I/O	
			"	mm	"	mm	"	mm
20GS1F-6	G20995-0620	7347-02905	1 1/4	31.7	2.87	72.9	2.67	67.8

EQUIPMENT

HOSE/CPLG. SELECTION

TECH. DATA

EXT. & VERY HIGH PRESS. HOSE

GS CPLGS.

PCM CPLGS.

PCS CPLGS.

HIGH & MED. PRESS. HOSE

MEGACRIMP® CPLGS.

PC CPLGS.

FIELD ATTACHABLE CPLGS.

AIR BRAKE HOSE & CPLGS.

MEGATECH® C5 HOSE & CPLGS.

LOW PRESS. HOSE & CPLGS.

C14 HOSE & CPLGS.

POLARSEAL® HOSE & CPLGS.

PWR. STG. HOSE & CPLGS.

THERMO-PLASTIC HOSE & CPLGS.

ADAPTERS

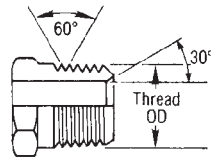
QUICK DISCONNECT CPLGS.

ACCESSORIES & ASSORTMENTS

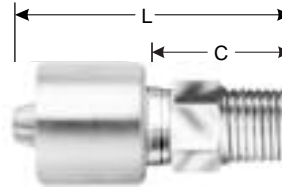
PART NUMBER INDEXES

One-Piece Couplings for Use with MobileCrimp® 4-20 Crimpers Only

Male Pipe (NPTF – 30° Cone Seat)



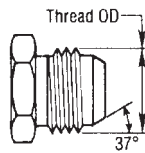
NPTF Solid Male (MP)



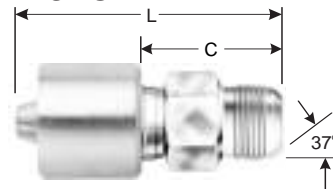
H1

Descr.	#		⊕		🌀	H1			C	
			"	mm		"	"	mm	"	mm
20MGS-20MP	G21100-2020	7347-86005	1 1/4	31.7	1 1/4-11 1/2	1 3/4	5.00	127.0	2.20	55.9

Male JIC 37° Flare



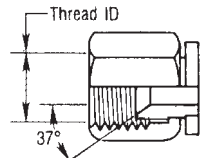
Male JIC 37° (MJ)



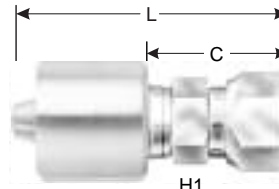
H2

Descr.	#		⊕		🌀	H1			C	
			"	mm		"	"	mm	"	mm
20MGS-20MJ	G21165-2020	7347-86015	1 1/4	31.7	1 5/8-12	1 3/4	4.92	125.0	2.12	53.9

Female JIC 37° Flare Swivel



JIC 37° Flare Female (FJX)

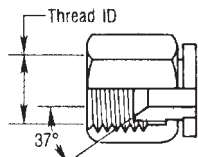


H1

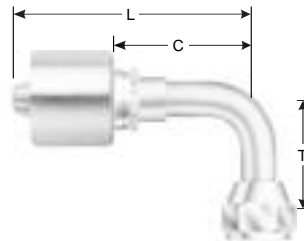
H2

Descr.	#		⊕		🌀	H1	H2	L		C	
			"	mm		"	"	mm	"	mm	
20MGS-20FJX	G21170-2020	7347-86025	1 1/4	31.7	1 5/8-12	1 7/8	2	5.35	136.0	2.56	64.9

Female JIC 37° Flare Swivel – 90° Bent Tube



JIC 37° Flare Female (FJX)



Descr.	#		⊕		🌀	H1	H2	T	L		C		
			"	mm		"	"	mm	"	mm	"	mm	
20MGS-20FJX90M	G21180-2020	7347-86035	1 1/4	31.7	1 5/8-12	1 7/8	2	3.07	78.0	6.85	174.0	4.05	102.9

EQUIPMENT

HOSE/CPLG. SELECTION

TECH. DATA

EXT. & VERY HIGH PRESS. HOSE

GS CPLGS.

PCM CPLGS.

PCS CPLGS.

HIGH & MED. PRESS. HOSE

MEGACRIMP® CPLGS.

PC CPLGS.

FIELD ATTACHABLE CPLGS.

AIR BRAKE HOSE & CPLGS.

MEGATECH® C5 HOSE & CPLGS.

LOW PRESS. HOSE & CPLGS.

C14 HOSE & CPLGS.

POLARSEAL® HOSE & CPLGS.

PWR. STG. HOSE & CPLGS.

THERMO-PLASTIC HOSE & CPLGS.

ADAPTERS

QUICK DISCONNECT CPLGS.

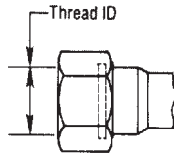
ACCESSORIES & ASSORTMENTS

PART NUMBER INDEXES

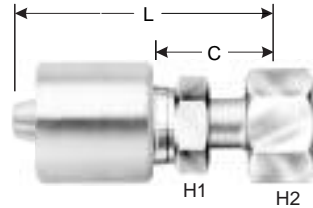


One-Piece Couplings for Use with MobileCrimp® 4-20 Crimpers Only

Female Flat-Face O-Ring Swivel

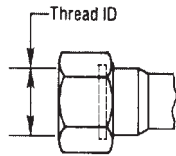


O-Ring Face Seal Swivel Female (FFORX)

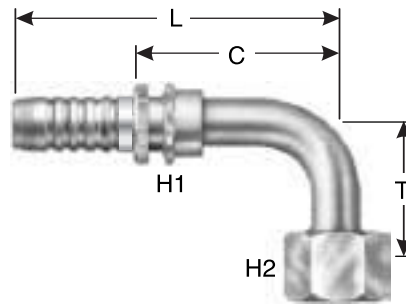


Descr.	#		⊖		🌀	H1	H2	L		C	
			"	mm		mm	mm	"	mm	mm	mm
20MGS-20FFORX	G21230-2020	7347-86045	1 1/4	31.7	1 11/16-12	50	50	5.04	128.0	2.24	56.9

Female Flat-Face O-Ring Swivel – 90° Bent Tube

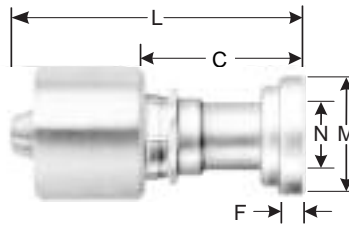


O-Ring Face Seal Swivel Female (FFORX)



Descr.	#		⊖		🌀	H1	H2	T	L		C		
			"	mm		mm	mm	"	mm	"	mm	"	mm
20MGS-20FFORX90M	G21240-2020	7347-86055	1 1/4	31.7	1 11/16-12	50	50	3.07	78.0	6.77	172.0	3.97	100.9

Code 61 O-Ring Flange



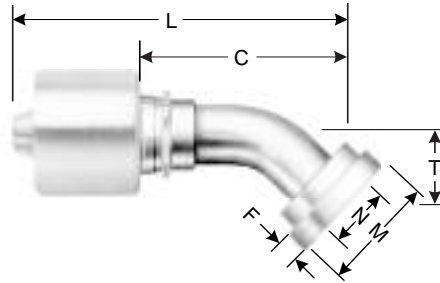
Descr.	#		⊖		N	M	L		C		F		
			"	mm	"	mm	"	mm	"	mm	"	mm	
20MGS-20FL	G21300-2020	7347-86065	1 1/4	31.7	1 1/4	2.00	50.8	5.75	146.0	2.95	74.9	0.32	8.0

*N = flange size

- EQUIPMENT
- HOSE/CPLG. SELECTION
- TECH. DATA
- EXT. & VERY HIGH PRESS. HOSE
- GS CPLGS.**
- PCM CPLGS.
- PCS CPLGS.
- HIGH & MED. PRESS. HOSE
- MEGACRIMP® CPLGS.
- PC CPLGS.
- FIELD ATTACHABLE CPLGS.
- AIR BRAKE HOSE & CPLGS.
- MEGATECH® C5 HOSE & CPLGS.
- LOW PRESS. HOSE & CPLGS.
- C14 HOSE & CPLGS.
- POLARSEAL® HOSE & CPLGS.
- PWR. STG. HOSE & CPLGS.
- THERMO-PLASTIC HOSE & CPLGS.
- ADAPTERS
- QUICK DISCONNECT CPLGS.
- ACCESSORIES & ASSORTMENTS
- PART NUMBER INDEXES



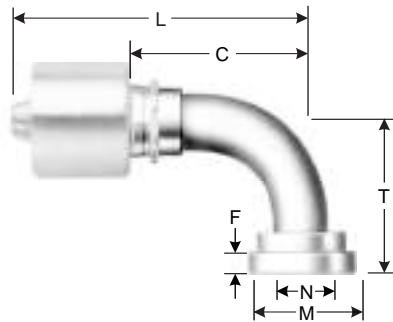
One-Piece Couplings for Use with MobileCrimp® 4-20 Crimpers Only Code 61 O-Ring Flange – 45° Bent Tube



Descr.	#		↔		N	M		T		L		C		F	
			"	mm		"	mm	"	mm	"	mm	"	mm	"	mm
20MGS-20FL45S	G21307-2020	7347-86075	1 1/4	31.7	1 1/4	2.00	50.8	1.26	32.0	6.69	170.0	3.89	98.9	0.32	8.0

*N = flange size

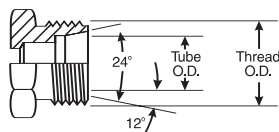
Code 61 O-Ring Flange – 90° Bent Tube



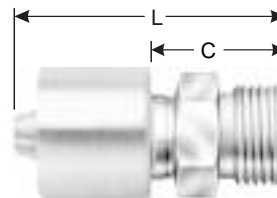
Descr.	#		↔		N	M		T		L		C		F	
			"	mm		"	mm	"	mm	"	mm	"	mm	"	mm
20MGS-20FL90M	G21315-2020	7347-86085	1 1/4	31.7	1 1/4	2.00	50.8	3.54	90.0	6.54	166.0	3.74	94.9	0.32	8.0

*N = flange size

Male DIN 24° Cone – Heavy Series



Male 24° Cone



H1

Descr.	#		↔		M52x2.0	H1	L		C		A1
			mm	"		mm	"	mm	mm		
20MGS-38MDH	G21715-2038	7347-86115	1 1/4	31.7	M52x2.0	55	4.84	123.0	2.04	51.9	38

EQUIPMENT

HOSE/CPLG. SELECTION

TECH. DATA

EXT. & VERY HIGH PRESS. HOSE

GS CPLGS.

PCM CPLGS.

PCS CPLGS.

HIGH & MED. PRESS. HOSE

MEGACRIMP® CPLGS.

PC CPLGS.

FIELD ATTACHABLE CPLGS.

AIR BRAKE HOSE & CPLGS.

MEGATECH® C5 HOSE & CPLGS.

LOW PRESS. HOSE & CPLGS.

C14 HOSE & CPLGS.

POLARSEAL® HOSE & CPLGS.

PWR. STG. HOSE & CPLGS.

THERMO-PLASTIC HOSE & CPLGS.

ADAPTERS

QUICK DISCONNECT CPLGS.

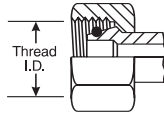
ACCESSORIES & ASSORTMENTS

PART NUMBER INDEXES




One-Piece Couplings for Use with MobileCrimp® 4-20 Crimpers Only

Female DIN 24° Cone Swivel – Heavy Series with O-Ring



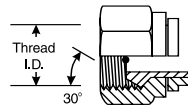
Female 24° Cone w/ O-Ring



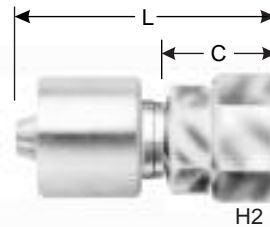
H2

Descr.	#		⌀		M	H2	L		C		A1
			"	mm		mm	"	mm	"	mm	
20MGS-38FDHORX	G21720-2038	7347-86095	1 1/4	31.7	M52x2.0	60	5.71	145.0	2.91	73.9	38

Female British Standard Pipe Parallel O-Ring Swivel



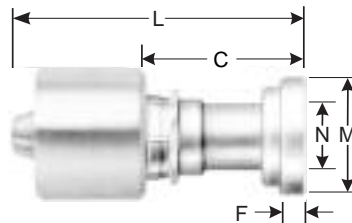
BSPOR Female (FBSPORX)



H2

Descr.	#		⌀		M	H2	L		C	
			"	mm		mm	"	mm	"	mm
20MGS-20FBSPORX	G21830-2020	7347-86105	1 1/4	31.7	1 1/4-11	50	4.59	116.5	1.79	45.4

Code 62 O-Ring Flange



Descr.	#		⌀		L		C	
			"	mm	"	mm	"	mm
20MGS-20FLH	G21350-2020	7347-86135	1 1/4	31.7	5.75	146	2.95	74.9

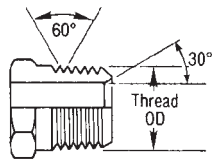
*N = flange size

- EQUIPMENT
- HOSE/CPLG. SELECTION
- TECH. DATA
- EXT. & VERY HIGH PRESS. HOSE
- GS CPLGS.
- PCM CPLGS.
- PCS CPLGS.
- HIGH & MED. PRESS. HOSE
- MEGACRIMP® CPLGS.
- PC CPLGS.
- FIELD ATTACHABLE CPLGS.
- AIR BRAKE HOSE & CPLGS.
- MEGATECH® C5 HOSE & CPLGS.
- LOW PRESS. HOSE & CPLGS.
- C14 HOSE & CPLGS.
- POLARSEAL® HOSE & CPLGS.
- PWR. STG. HOSE & CPLGS.
- THERMO-PLASTIC HOSE & CPLGS.
- ADAPTERS
- QUICK DISCONNECT CPLGS.
- ACCESSORIES & ASSORTMENTS
- PART NUMBER INDEXES

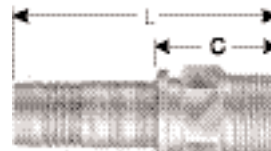


Male Pipe (NPTF – 30° Cone Seat)

WARNING: Use only in NPTF connections. Do not use in oil field (API) connections. Blow apart of an oil field connection can result in serious injury or death.



NPTF Solid Male (MP)

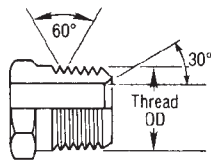


H1

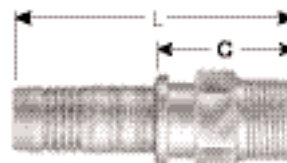
Descr	#		⊕		🌀	H1			C	
			"	mm		"	"	mm	"	mm
24PCM-24MP	83314	7343-00075	1-1/2	38.1	1-1/2-11-1/2	2	5.76	146.3	2.23	56.6
32PCM-32MP	83315	7343-00095	2	50.8	2-11-1/2	2-1/2	6.21	157.7	2.38	60.5

Male Pipe for API Unions

WARNING: Use only in API oil field connections. Do not use in NPTF connections.



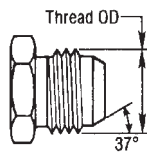
NPTF Solid Male (MP)



H1

Descr	#		⊕		🌀	H1			C	
			"	mm		"	"	mm	"	mm
24PCM-24MPAPI	83041	7343-03075	1 1/2	38.1	1 1/2-11 1/2	2	5.76	146.3	2.23	56.6
32PCM-32MPAPI	83044	7343-03055	2	50.8	2-11-1/2	2-1/2	8.09	205.5	2.06	52.3

Male JIC 37° Flare



JIC 37° Male (MJ)



H1

Descr	#		⊕		🌀	H1			C	
			"	mm		"	"	mm	"	mm
24PCM-24MJ	83324	7343-00315	1-1/2	31.8	1-7/8-12	2	5.84	148.3	2.32	58.9
32PCM-32MJ	83275	7343-00325	2	50.8	2-1/2-12	2-5/8	6.56	166.6	2.74	69.6

- EQUIPMENT
- HOSE/CPLG. SELECTION
- TECH. DATA
- EXT. & VERY HIGH PRESS. HOSE
- GS CPLGS.
- PCM CPLGS.
- PCS CPLGS.
- HIGH & MED. PRESS. HOSE
- MEGACRIMP® CPLGS.
- PC CPLGS.
- FIELD ATTACHABLE CPLGS.
- AIR BRAKE HOSE & CPLGS.
- MEGATECH® C5 HOSE & CPLGS.
- LOW PRESS. HOSE & CPLGS.
- C14 HOSE & CPLGS.
- POLARSEAL® HOSE & CPLGS.
- PWR. STG. HOSE & CPLGS.
- THERMO-PLASTIC HOSE & CPLGS.
- ADAPTERS
- QUICK DISCONNECT CPLGS.
- ACCESSORIES & ASSORTMENTS
- PART NUMBER INDEXES



Power Crimp® PCM Couplings

EQUIPMENT

HOSE/CPLG. SELECTION

TECH. DATA

EXT. & VERY HIGH PRESS. HOSE

GS CPLGS.

PCM CPLGS.

PCS CPLGS.

HIGH & MED. PRESS. HOSE

MEGACRIMP® CPLGS.

PC CPLGS.

FIELD ATTACHABLE CPLGS.

AIR BRAKE HOSE & CPLGS.

MEGATECH® C5 HOSE & CPLGS.

LOW PRESS. HOSE & CPLGS.

C14 HOSE & CPLGS.

POLARSEAL® HOSE & CPLGS.

PWR. STG. HOSE & CPLGS.

THERMO-PLASTIC HOSE & CPLGS.

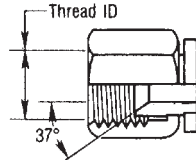
ADAPTERS

QUICK DISCONNECT CPLGS.

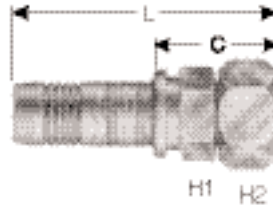
ACCESSORIES & ASSORTMENTS

PART NUMBER INDEXES

Female JIC 37° Flare Swivel



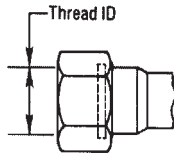
JIC 37° Flare Female (FJX)




Descr	#		⌀		🌀	H1	H2	L		C	
			"	mm		"	"	"	mm	"	mm
24PCM-24FJX	83328	7343-00545	1-1/2	38.1	1-7/8-12	1-13/16	2-3/8	6.25	158.8	2.72	69.1
32PCM-32FJX	83329	7343-00685	2	50.8	2-1/2-12	2-1/2	3	7.00	177.8	3.14	79.8

Female Flat-Face Swivel

SAE J1453 O-Ring Face Seal



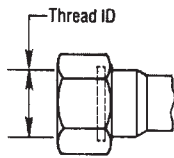
Female Flat-Face O-Ring Swivel (FFORX)



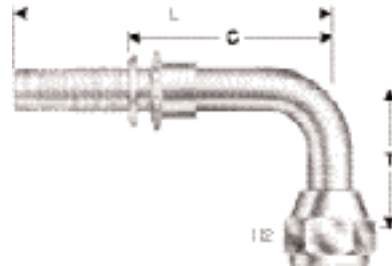
Descr	#		⌀		🌀	H1	H2	L		C	
			"	mm		"	"	"	mm	"	mm
24PCM-24FFORX	83042	7343-02885	1-1/2	38.1	2-12	2	2-1/42	5.99	152.1	2.46	62.5

Female Flat-Face Swivel – 90° Bent Tube

SAE J1453 O-Ring Face Seal



Female Flat-Face O-Ring Swivel (FFORX)

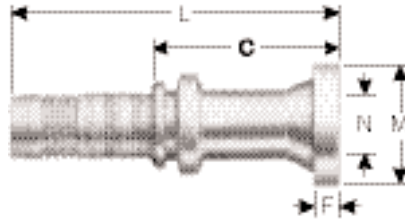


Descr	#		⌀		🌀	H2	T	L		C		
			"	mm		"	"	mm	"	mm	"	mm
24PCM-24FFORX90M	83052	7343-00205	1-1/2	38.1	2-12	2-1/4	3.41	86.6	8.48	215.4	3.69	93.7



Code 61 O-Ring Flange

Maximum Working Pressure 3,000 psi

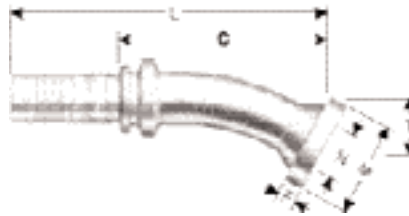


Descr	#		⊕		N		M		L		C		F	
			"	mm	"	"	mm	"	mm	"	mm	"	mm	"
24PCM-24FL	83338	7343-01895	1-1/2	38.1	1-1/2	2.38	60.5	7.15	181.6	3.52	89.4	0.32	8.0	
24PCM-32FL	83254	7343-01935	1-1/2	38.1	2	2.81	71.4	7.15	181.6	3.62	91.9	0.38	9.5	
32PCM-32FL	83339	7343-01955	2	50.8	2	2.81	71.4	8.00	203.2	4.18	106.2	0.38	9.5	

*N = flange size

Code 61 O-Ring Flange – 30° Bent Tube

Maximum Working Pressure 3,000 psi

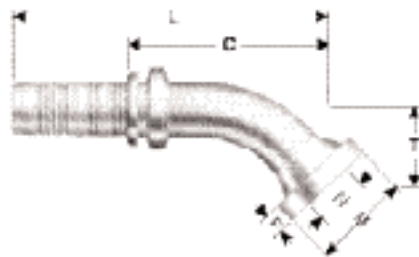


Descr	#		⊕		N		M		T		L		C		F	
			"	mm	"	"	mm	"	mm	"	mm	"	mm	"	mm	
24PCM-24FL30	83409	7343-00985	1-1/2	38.1	1-1/2	2.38	60.5	1.11	28.2	8.87	225.3	5.34	135.6	0.32	8.0	

*N = flange size

Code 61 O-Ring Flange – 45° Bent Tube

Maximum Working Pressure 3,000 psi



Descr	#		⊕		N		M		T		L		C		F	
			"	mm	"	"	mm	"	mm	"	mm	"	mm	"	mm	
24PCM-24FL45	83416	7343-01365	1-1/2	38.1	1-1/2	2.38	60.5	1.77	45.0	8.52	216.4	5.00	127.0	0.32	8.0	
24PCM-32FL45	83468	7343-01385	1-1/2	38.1	2	2.81	71.4	1.77	45.0	8.52	216.4	5.00	127.0	0.38	9.5	
32PCM-32FL45	83417	7343-01405	2	50.8	2	2.81	71.4	2.51	63.8	9.96	253.0	6.14	156.0	0.38	9.5	

*N = flange size

EQUIPMENT

HOSE/CPLG. SELECTION

TECH. DATA

EXT. & VERY HIGH PRESS. HOSE

GS CPLGS.

PCM CPLGS.

PCS CPLGS.

HIGH & MED. PRESS. HOSE

MEGACRIMP® CPLGS.

PC CPLGS.

FIELD ATTACHABLE CPLGS.

AIR BRAKE HOSE & CPLGS.

MEGATECH® C5 HOSE & CPLGS.

LOW PRESS. HOSE & CPLGS.

C14 HOSE & CPLGS.

POLARSEAL® HOSE & CPLGS.

PWR. STG. HOSE & CPLGS.

THERMO-PLASTIC HOSE & CPLGS.

ADAPTERS

QUICK DISCONNECT CPLGS.

ACCESSORIES & ASSORTMENTS

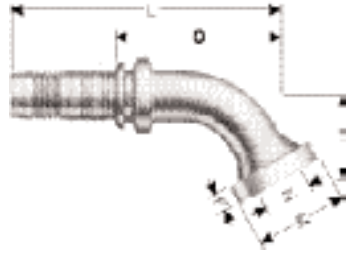
PART NUMBER INDEXES



Power Crimp® PCM Couplings

Code 61 O-Ring Flange – 60° Bent Tube

Maximum Working Pressure 3,000 psi

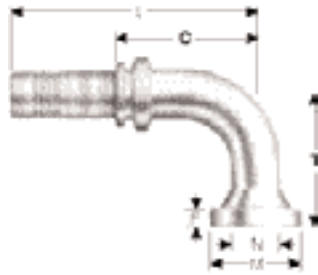


Descr	#		⊕		N		M		T		L		C		F	
			"	mm	"	mm	"	mm	"	mm	"	mm	"	mm	"	mm
24PCM-24FL60	83423	7343-01575	1-1/2	38.1	1-1/2	2.38	60.5	2.48	63.0	9.40	238.8	5.87	149.1	0.32	8.0	

*N = flange size

Code 61 O-Ring Flange – 90° Bent Tube

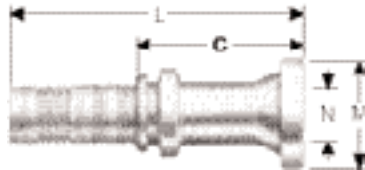
Maximum Working Pressure 3,000 psi



Descr	#		⊕		N		M		T		L		C		F	
			"	mm	"	mm	"	mm	"	mm	"	mm	"	mm	"	mm
24PCM-24FL90	83413	7343-01145	1-1/2	38.1	1-1/2	2.38	60.5	3.68	93.5	7.84	199.1	4.31	109.5	0.32	8.0	
32PCM-32FL90	83414	7343-01195	2	50.8	2	2.81	71.4	5.12	130.1	9.07	199.1	5.24	133.1	0.38	9.5	

*N = flange size

Code 62 O-Ring Flange Heavy



Descr	#		⊕		N		M		L		C		F	
			"	mm	"	mm	"	mm	"	mm	"	mm	"	mm
24PCM-24FLH	83347	7343-01905	1-1/2	38.1	1-1/2	2.50	63.5	7.15	181.6	3.65	92.7	0.50	12.6	
24PCM-32FLH	83348	7343-01925	1-1/2	38.1	2	3.13	79.5	7.70	195.6	4.17	105.9	0.50	12.6	
32PCM-32FLH	83047	7343-08295	2	50.8	2	3.13	79.5	8.93	226.8	5.11	129.8	0.50	12.6	

*N = flange size

EQUIPMENT

HOSE/CPLG. SELECTION

TECH. DATA

EXT. & VERY HIGH PRESS. HOSE

GS CPLGS.

PCM CPLGS.

PCS CPLGS.

HIGH & MED. PRESS. HOSE

MEGACRIMP® CPLGS.

PC CPLGS.

FIELD ATTACHABLE CPLGS.

AIR BRAKE HOSE & CPLGS.

MEGATECH® C5 HOSE & CPLGS.

LOW PRESS. HOSE & CPLGS.

C14 HOSE & CPLGS.

POLARSEAL® HOSE & CPLGS.

PWR. STG. HOSE & CPLGS.

THERMO-PLASTIC HOSE & CPLGS.

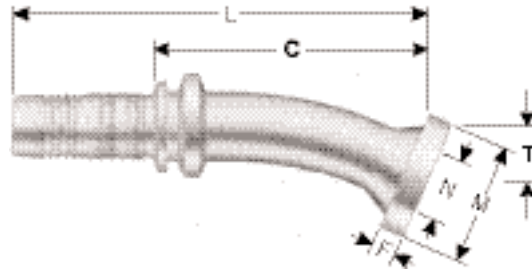
ADAPTERS

QUICK DISCONNECT CPLGS.

ACCESSORIES & ASSORTMENTS

PART NUMBER INDEXES

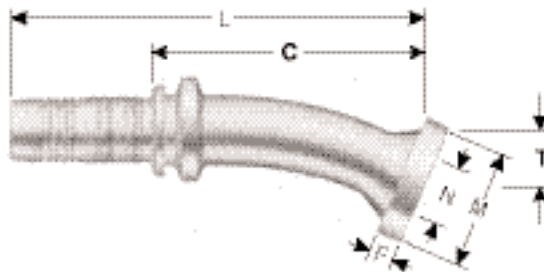
Code 62 O-Ring Flange Heavy – 20° Bent Tube



Descr	#		⊕		N		M		T		L		C		F	
			"	mm	"	mm	"	mm	"	mm	"	mm	"	mm	"	mm
24PCM-24FLH20	83043	7343-03035	1-1/2	38.1	1-1/2	2.50	63.5	0.96	24.4	10.39	263.9	6.86	174.2	0.50	12.6	

*N = flange size

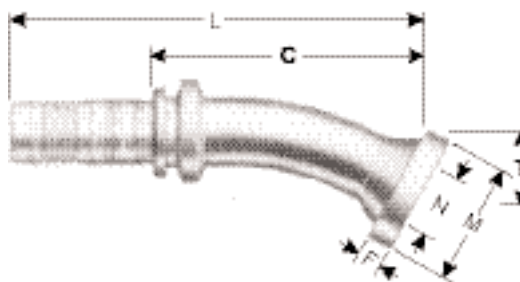
Code 62 O-Ring Flange Heavy – 22½° Bent Tube



Descr	#		⊕		N		M		T		L		C		F	
			"	mm	"	mm	"	mm	"	mm	"	mm	"	mm	"	mm
24PCM-24FLH22	83384	7343-01625	1-1/2	38.1	1-1/2	2.50	63.5	0.80	20.3	8.98	228.1	5.45	138.4	0.50	12.6	

*N = flange size

Code 62 O-Ring Flange Heavy – 30° Bent Tube



Descr	#		⊕		N		M		T		L		C		F	
			"	mm	"	mm	"	mm	"	mm	"	mm	"	mm	"	mm
24PCM-24FLH30	83380	7343-00975	1-1/2	38.1	1-1/2	2.50	63.5	1.11	28.2	8.87	225.3	5.34	135.6	0.50	12.6	
32PCM-32FLH30	83381	7343-01005	2	50.8	2	3.13	79.5	1.57	39.9	10.45	265.4	6.63	168.4	0.50	12.6	

*N = flange size

EQUIPMENT

HOSE/CPLG. SELECTION

TECH. DATA

EXT. & VERY HIGH PRESS. HOSE

GS CPLGS.

PCM CPLGS.

PCS CPLGS.

HIGH & MED. PRESS. HOSE

MEGACRIMP® CPLGS.

PC CPLGS.

FIELD ATTACHABLE CPLGS.

AIR BRAKE HOSE & CPLGS.

MEGATECH® C5 HOSE & CPLGS.

LOW PRESS. HOSE & CPLGS.

C14 HOSE & CPLGS.

POLARSEAL® HOSE & CPLGS.

PWR. STG. HOSE & CPLGS.

THERMO-PLASTIC HOSE & CPLGS.

ADAPTERS

QUICK DISCONNECT CPLGS.

ACCESSORIES & ASSORTMENTS

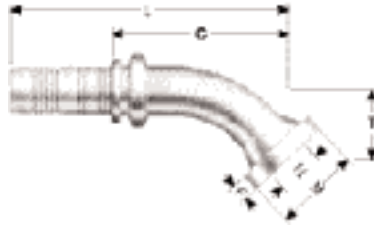
PART NUMBER INDEXES



Power Crimp® PCM Couplings

EQUIPMENT
HOSE/CPLG. SELECTION
TECH. DATA
EXT. & VERY HIGH PRESS. HOSE
GS CPLGS.
PCM CPLGS.
PCS CPLGS.
HIGH & MED. PRESS. HOSE
MEGACRIMP® CPLGS.
PC CPLGS.
FIELD ATTACHABLE CPLGS.
AIR BRAKE HOSE & CPLGS.
MEGATECH® C5 HOSE & CPLGS.
LOW PRESS. HOSE & CPLGS.
C14 HOSE & CPLGS.
POLARSEAL® HOSE & CPLGS.
PWR. STG. HOSE & CPLGS.
THERMO-PLASTIC HOSE & CPLGS.
ADAPTERS
QUICK DISCONNECT CPLGS.
ACCESSORIES & ASSORT-MENTS
PART NUMBER INDEXES

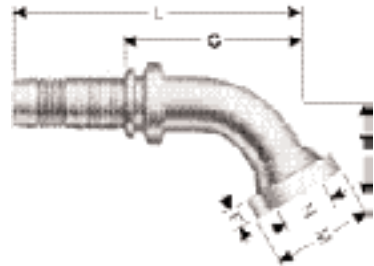
Code 62 O-Ring Flange Heavy – 45° Bent Tube



Descr	#		⊕		N		M		T		L		G		F	
			"	mm	"	"	mm	"	mm	"	mm	"	mm	"	mm	
24PCM-24FLH45	83395	7343-01375	1-1/2	38.1	1-1/2	2.50	63.5	1.77	45.0	8.52	216.4	5.00	127.0	0.50	12.6	
24PCM-32FLH45	83596	7343-02625	1-1/2	38.1	2	3.13	79.5	2.51	63.8	9.26	235.2	5.73	145.5	0.50	12.6	
32PCM-32FLH45	83396	7343-01395	2	50.8	2	3.13	79.5	2.51	63.8	9.96	253.0	6.14	156.0	0.50	12.6	

*N = flange size

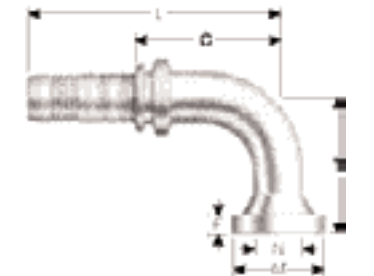
Code 62 O-Ring Flange Heavy – 60° Bent Tube



Descr	#		⊕		N		M		T		L		G		F	
			"	mm	"	"	mm	"	mm	"	mm	"	mm	"	mm	
24PCM-24FLH60	83390	7343-01565	1-1/2	38.1	1-1/2	2.50	63.5	2.48	63.0	9.40	238.8	5.88	149.4	0.50	12.6	
32PCM-32FLH60	83391	7343-01585	2	50.8	2	3.13	79.5	3.43	87.1	11.24	285.5	7.42	188.5	0.50	12.6	

*N = flange size

Code 62 O-Ring Flange Heavy – 90° Bent Tube

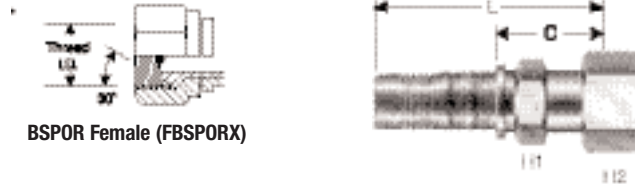


Descr	#		⊕		N		M		T		L		G		F	
			"	mm	"	"	mm	"	mm	"	mm	"	mm	"	mm	
24PCM-24FLH90M	83375	7343-01155	1-1/2	38.1	1-1/2	2.50	63.5	3.68	93.5	7.84	199.1	4.31	109.5	0.50	12.6	
24PCM-32FLH90M	83424	7343-01165	1-1/2	38.1	2	3.13	79.5	4.00	101.6	7.84	199.1	4.31	109.5	0.50	12.6	
32PCM-32FLH90M	83376	7343-01205	2	50.8	2	3.13	79.5	5.12	130.0	9.07	230.4	5.24	133.1	0.50	12.6	
32PCM-32FLH90L	83184	7343-00865	2	50.8	2	3.13	79.5	6.25	158.8	10.98	278.9	7.15	181.6	0.50	12.6	

*N = flange size



International Thread – BSPP Swivel Female with O-Ring



BSPP Female (FBSPORX)

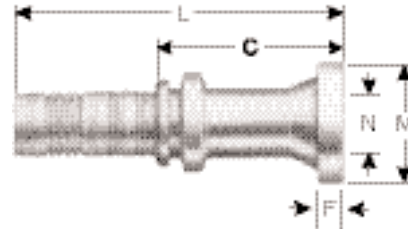
Descr	#		↔		N	H1	H2	L		C	
			"	mm				"	mm	"	mm
32PCM-32FBSPORX	83148	7343-09075	2	50.8	2	2 1/2	3	6.63	168.4	3.08	78.2

Caterpillar Style O-Ring Flange

See Accessories for O-Rings.

L Drops per ISO Final Draft International Standard 12151-3.

NOTE: These FLC flanges are designed with a thicker flange head. The 0.56" flange dimension is frequently found on Caterpillar equipment. These flanges let the user utilize the existing Caterpillar flange halves or new Gates Caterpillar flange halves. At the user's option, standard Code 62 flanges and halves can be used in place of Caterpillar flanges and halves. The standard Code 62 flange head thickness ranges between .305" and .495".



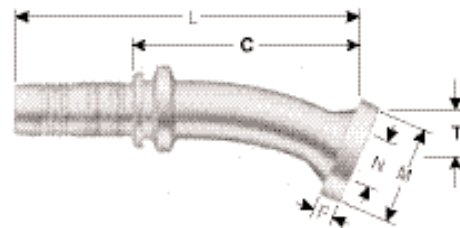
Descr	#		↔		N	M		L		C		F	
			"	mm		"	"	mm	"	mm	"	mm	"
24PCM-24FLC	83434	7343-03445	1-1/2	38.1	1-1/2	2.50	63.5	7.15	181.6	3.57	90.7	0.56	14.2
24PCM-24FLCL	83045	7343-03465	1-1/2	38.1	1-1/2	2.50	63.5	9.00	228.6	5.47	138.9	0.56	14.2
32PCM-32FLC	83435	7343-03455	2	50.8	2	3.13	79.5	8.00	203.2	3.95	100.3	0.56	14.2

*N = flange size

Caterpillar Style O-Ring Flange - 22 1/2° Bent Tube

See Accessories for O-Rings.

NOTE: These FLC flanges are designed with a thicker flange head. The 0.56" flange dimension is frequently found on Caterpillar equipment. These flanges let the user utilize the existing Caterpillar flange halves or new Gates Caterpillar flange halves. At the user's option, standard Code 62 flanges and halves can be used in place of Caterpillar flanges and halves. The standard Code 62 flange head thickness ranges between .305" and .495".



Descr	#		↔		N	M		T		L		C		F	
			"	mm		"	"	mm	"	mm	"	mm	"	mm	"
24PCM-24FLC22	83584	7343-00485	1-1/2	38.1	1-1/2	2.50	63.5	0.67	17.0	9.00	228.6	5.48	139.2	0.56	14.2

*N = flange size

EQUIPMENT

HOSE/CPLG. SELECTION

TECH. DATA

EXT. & VERY HIGH PRESS. HOSE

GS CPLGS.

PCM CPLGS.

PCS CPLGS.

HIGH & MED. PRESS. HOSE

MEGACRIMP® CPLGS.

PC CPLGS.

FIELD ATTACHABLE CPLGS.

AIR BRAKE HOSE & CPLGS.

MEGATECH® C5 HOSE & CPLGS.

LOW PRESS. HOSE & CPLGS.

C14 HOSE & CPLGS.

POLARSEAL® HOSE & CPLGS.

PWR. STG. HOSE & CPLGS.

THERMO-PLASTIC HOSE & CPLGS.

ADAPTERS

QUICK DISCONNECT CPLGS.

ACCESSORIES & ASSORTMENTS

PART NUMBER INDEXES



Power Crimp® PCM Couplings

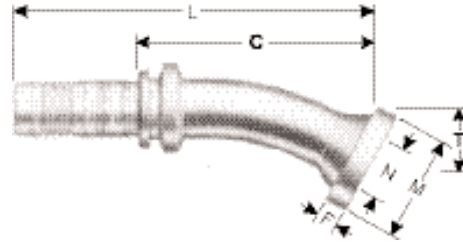


EQUIPMENT
HOSE/CPLG. SELECTION
TECH. DATA
EXT. & VERY HIGH PRESS. HOSE
GS CPLGS.
PCM CPLGS.
PCS CPLGS.
HIGH & MED. PRESS. HOSE
MEGACRIMP® CPLGS.
PC CPLGS.
FIELD ATTACHABLE CPLGS.
AIR BRAKE HOSE & CPLGS.
MEGATECH® C5 HOSE & CPLGS.
LOW PRESS. HOSE & CPLGS.
C14 HOSE & CPLGS.
POLARSEAL® HOSE & CPLGS.
PWR. STG. HOSE & CPLGS.
THERMO-PLASTIC HOSE & CPLGS.
ADAPTERS
QUICK DISCONNECT CPLGS.
ACCESSORIES & ASSORTMENTS
PART NUMBER INDEXES

Caterpillar Style O-Ring Flange - 30° Bent Tube

See Accessories for O-Rings.

NOTE: These FLC flanges are designed with a thicker flange head. The 0.56" flange dimension is frequently found on Caterpillar equipment. These flanges let the user utilize the existing Caterpillar flange halves or new Gates Caterpillar flange halves. At the user's option, standard Code 62 flanges and halves can be used in place of Caterpillar flanges and halves. The standard Code 62 flange head thickness ranges between .305" and .495".



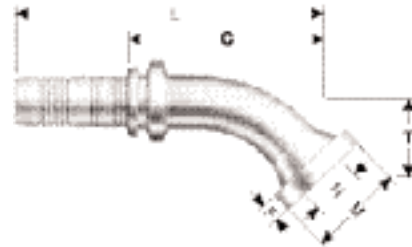
Descr	#		⊕		N	M		T		L		C		F	
			"	mm		"	"	mm	"	mm	"	mm	"	mm	"
24PCM-24FLC30	83575	7343-02035	1-1/2	38.1	1-1/2	2.50	63.5	0.92	23.4	8.92	226.6	5.39	136.9	0.56	14.2

*N = flange size

Caterpillar Style O-Ring Flange - 45° Bent Tube

See Accessories for O-Rings.

NOTE: These FLC flanges are designed with a thicker flange head. The 0.56" flange dimension is frequently found on Caterpillar equipment. These flanges let the user utilize the existing Caterpillar flange halves or new Gates Caterpillar flange halves. At the user's option, standard Code 62 flanges and halves can be used in place of Caterpillar flanges and halves. The standard Code 62 flange head thickness ranges between .305" and .495".



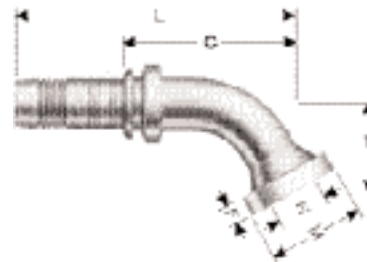
Descr	#		⊕		N	M		T		L		C		F	
			"	mm		"	"	mm	"	mm	"	mm	"	mm	"
24PCM-24FLC45	83464	7343-03745	1-1/2	38.1	1-1/2	2.50	63.5	1.54	39.1	8.63	219.2	5.10	129.5	0.56	14.2
32PCM-32FLC45	83465	7343-03755	2	50.8	2	3.13	79.5	2.51	63.8	9.96	253.0	6.14	156.0	0.56	14.2

*N = flange size

Caterpillar Style O-Ring Flange - 60° Bent Tube

See Accessories for O-Rings.

NOTE: These FLC flanges are designed with a thicker flange head. The 0.56" flange dimension is frequently found on Caterpillar equipment. These flanges let the user utilize the existing Caterpillar flange halves or new Gates Caterpillar flange halves. At the user's option, standard Code 62 flanges and halves can be used in place of Caterpillar flanges and halves. The standard Code 62 flange head thickness ranges between .305" and .495".



Descr	#		⊕		N	M		T		L		C		F	
			"	mm		"	"	mm	"	mm	"	mm	"	mm	"
24PCM-24FLC60	83474	7343-03845	1-1/2	38.1	1-1/2	2.50	63.5	2.15	54.6	9.58	243.3	6.06	153.9	0.56	14.2
32PCM-32FLC60	83046	7343-03795	2	50.8	2	3.13	79.5	3.25	82.6	11.36	288.5	7.54	191.5	0.56	14.2

*N = flange size

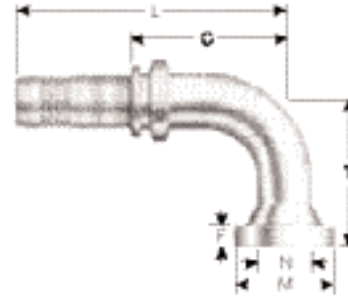




Caterpillar Style O-Ring Flange - 90° Bent Tube

See Accessories for O-Rings.

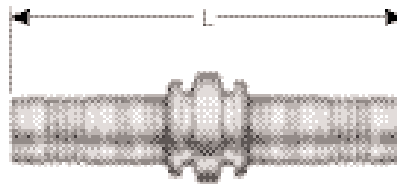
NOTE: These FLC flanges are designed with a thicker flange head. The 0.56" flange dimension is frequently found on Caterpillar equipment. These flanges let the user utilize the existing Caterpillar flange halves or new Gates Caterpillar flange halves. At the user's option, standard Code 62 flanges and halves can be used in place of Caterpillar flanges and halves. The standard Code 62 flange head thickness ranges between .305" and .495".



Descr	#		⊕		N		M		T		L		G		F	
			"	mm	"	mm	"	mm	"	mm	"	mm	"	mm	"	mm
24PCM-24FLC90	83484	7343-03945	1-1/2	38.1	1-1/2	2.50	63.5	3.41	86.6	8.10	205.7	4.58	116.3	0.56	14.2	
32PCM-32FLC90	83485	7343-03955	2	50.8	2	3.13	79.5	5.12	130.1	9.07	230.4	5.24	133.1	0.56	14.2	

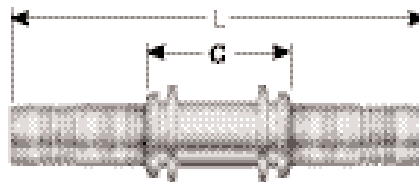
*N = flange size

Hose Length Extender



Descr	#		⊕		L	
			"	mm	"	mm
24PCM-24HLE	83562	7343-07835	1-1/2	38.1	8.37	212.6
32PCM-32HLE	83489	7343-07815	2	50.8	9.02	229.1

Hose Length Extender For Caterpillar With Clamping Area



Descr	#		⊕		L		C	
			"	mm	"	mm	"	mm
24PCM-24HLEC	83062	7343-07735	1-1/2	38.1	9.96	253.0	2.91	73.9

EQUIPMENT

HOSE/CPLG. SELECTION

TECH. DATA

EXT. & VERY HIGH PRESS. HOSE

GS CPLGS.

PCM CPLGS.

PCS CPLGS.

HIGH & MED. PRESS. HOSE

MEGACRIMP® CPLGS.

PC CPLGS.

FIELD ATTACHABLE CPLGS.

AIR BRAKE HOSE & CPLGS.

MEGATECH® C5 HOSE & CPLGS.

LOW PRESS. HOSE & CPLGS.

C14 HOSE & CPLGS.

POLARSEAL® HOSE & CPLGS.

PWR. STG. HOSE & CPLGS.

THERMO-PLASTIC HOSE & CPLGS.

ADAPTERS

QUICK DISCONNECT CPLGS.

ACCESSORIES & ASSORTMENTS

PART NUMBER INDEXES



Power Crimp® PCM Couplings

EQUIPMENT

HOSE/CPLG. SELECTION

TECH. DATA

EXT. & VERY HIGH PRESS. HOSE

GS CPLGS.

PCM CPLGS.

PCS CPLGS.

HIGH & MED. PRESS. HOSE

MEGACRIMP® CPLGS.

PC CPLGS.

FIELD ATTACHABLE CPLGS.

AIR BRAKE HOSE & CPLGS.

MEGATECH™ C5 HOSE & CPLGS.

LOW PRESS. HOSE & CPLGS.

C14 HOSE & CPLGS.

POLARSEAL® HOSE & CPLGS.

PWR. STG. HOSE & CPLGS.

THERMO-PLASTIC HOSE & CPLGS.

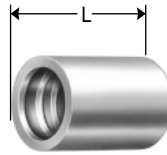
ADAPTERS

QUICK DISCONNECT CPLGS.

ACCESSORIES & ASSORTMENTS

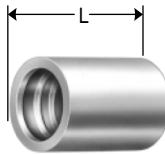
PART NUMBER INDEXES

PCM Skive Ferrules



Descr	#		L		⌀	
			"	mm	"	mm
10PCM-2F	83419	7343-02605	1.81	46.0	1.41	35.8
12PCM-2F	83404	7343-02515	2.05	52.1	1.74	44.2
16PCM-2F	83400	7343-02525	2.28	57.9	1.70	43.2
20PCM-2F	83405	7343-02565	2.84	72.1	2.15	54.6
24PCM-2F	83402	7343-02545	3.50	88.9	2.44	62.1
32PCM-2F	83403	7343-02575	3.68	93.5	3.45	76.2

PCM-G6K Ferrules

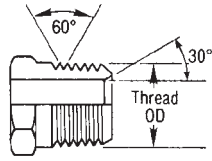


Descr	#		L		⌀	
			"	mm	"	mm
24PCM-G6K	83150	7343-09805	3.53	89.7	2.77	70.4

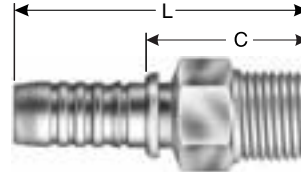


Male Pipe (NPTF – 30° Cone Seat)

WARNING: Use only in NPTF connections. Do not use in oil field (API) connections. Blow apart of an oil field connection can result in serious injury or death.



NPTF Solid Male (MP)

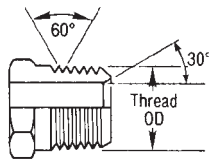


H1

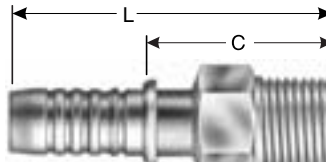
Descr	#		⊕		🌀	H1			C	
			"	mm		"	"	mm	"	mm
24PCS-24MP	81410	7342-00045	1-1/2	38.1	1-1/2-11-1/2	2	5.14	130.6	2.34	59.4
32PCS-32MP	81411	7342-00055	2	50.8	2-11-1/2	2-1/2	5.87	149.1	2.33	59.2

Male Pipe for API Unions

WARNING: Use only in API oil field connections. Do not use in NPTF connections.



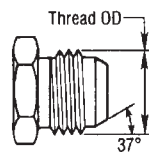
NPTF Solid Male (MP)



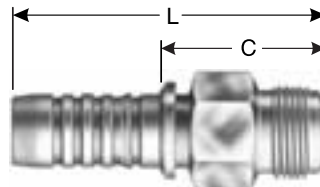
H1

Descr	#		⊕		🌀	H1			C	
			"	mm		"	"	mm	"	mm
24PCS-24MPAPI	81259	7342-03885	1 1/2	38.1	1-1/2 – 11-1/2	2	5.45	138.4	2.65	67.3
32PCS-32MPAPI	81305	7342-03895	2	50.8	2-11-1/2	2 1/2	7.72	196.1	4.18	106.2

Male JIC 37° Flare



JIC 37° Male (MJ)



H1

Descr	#		⊕		🌀	H1			C	
			"	mm		"	"	mm	"	mm
24PCS-20MJ	81426	7342-03065	1-1/2	38.1	1-5/8-12	2	4.92	125.0	2.12	53.8
24PCS-24MJ	81409	7342-03105	1-1/2	38.1	1-7/8-12	2	5.04	128.0	2.24	56.9
32PCS-32MJ	81437	7342-03095	2	50.8	2-1/2-12	2-5/8	6.14	156.0	2.59	65.8

EQUIPMENT

HOSE/CPLG. SELECTION

TECH. DATA

EXT. & VERY HIGH PRESS. HOSE

GS CPLGS.

PCM CPLGS.

PCS CPLGS.

HIGH & MED. PRESS. HOSE

MEGACRIMP® CPLGS.

PC CPLGS.

FIELD ATTACHABLE CPLGS.

AIR BRAKE HOSE & CPLGS.

MEGATECH® C5 HOSE & CPLGS.

LOW PRESS. HOSE & CPLGS.

C14 HOSE & CPLGS.

POLARSEAL® HOSE & CPLGS.

PWR. STG. HOSE & CPLGS.

THERMO-PLASTIC HOSE & CPLGS.

ADAPTERS

QUICK DISCONNECT CPLGS.

ACCESSORIES & ASSORTMENTS

PART NUMBER INDEXES



Power Crimp® PCS Couplings

EQUIPMENT

HOSE/CPLG. SELECTION

TECH. DATA

EXT. & VERY HIGH PRESS. HOSE

GS CPLGS.

PCM CPLGS.

PCS CPLGS.

HIGH & MED. PRESS. HOSE

MEGACRIMP® CPLGS.

PC CPLGS.

FIELD ATTACHABLE CPLGS.

AIR BRAKE HOSE & CPLGS.

MEGATECH® C5 HOSE & CPLGS.

LOW PRESS. HOSE & CPLGS.

C14 HOSE & CPLGS.

POLARSEAL® HOSE & CPLGS.

PWR. STG. HOSE & CPLGS.

THERMO-PLASTIC HOSE & CPLGS.

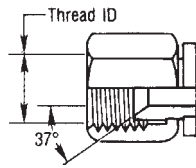
ADAPTERS

QUICK DISCONNECT CPLGS.

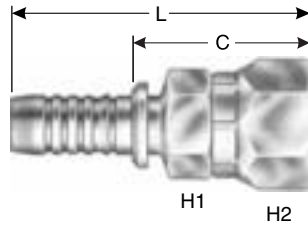
ACCESSORIES & ASSORTMENTS

PART NUMBER INDEXES

Female JIC 37° Flare Swivel

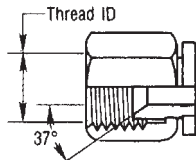


JIC 37° Flare Female (FJX)

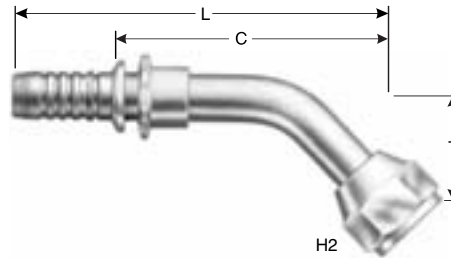


Descr	#		⊕		🌀	H1	H2	L		C	
			"	mm		"	"	"	mm	"	mm
24PCS-24FJX	81440	7342-02055	1-1/2	38.1	1-7/8-12	1-13/16	2-3/8	5.43	137.9	2.63	66.8
24PCS-32FJX	81439	7342-02155	1-1/2	38.1	2-1/2-12	2-1/2	3	5.79	147.1	2.99	75.9
32PCS-32FJX	81442	7342-02095	2	50.8	2-1/2-12	2-1/2	3	6.60	167.6	3.06	77.7

Female JIC 37° Flare Swivel – 45° Bent Tube

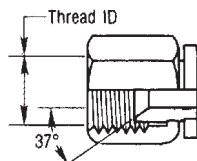


JIC 37° Flare Female (FJX)

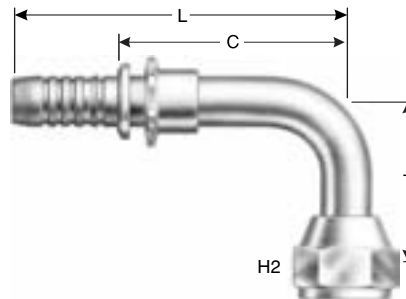


Descr	#		⊕		🌀	H2	T		L		C	
			"	mm		"	"	mm	"	mm	"	mm
24PCS-24FJX45M	81307	7342-00455	1-1/2	38.1	1-7/8-12	2-3/8	2.00	50.8	9.02	229.1	6.22	158.0

Female JIC 37° Flare Swivel – 90° Bent Tube



JIC 37° Flare Female (FJX)

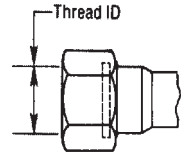


Descr	#		⊕		🌀	H2	T		L		C	
			"	mm		"	"	mm	"	mm	"	mm
24PCS-24FJX90	81257	7342-04035	1-1/2	38.1	1-7/8-12	2-3/8	3.50	88.9	8.17	207.5	5.37	136.4

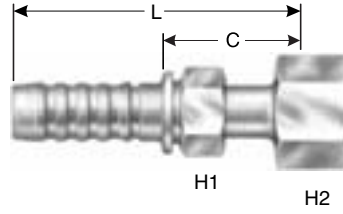


Female Flat-Face Swivel

SAE J1453 O-Ring Face Seal



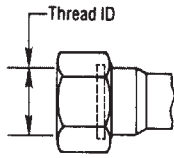
Female Flat-Face O-Ring Swivel (FFORX)



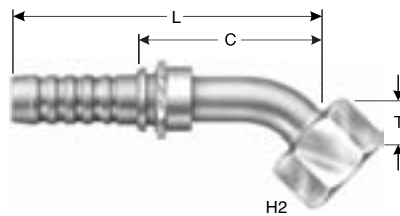
Descr	#		⊕		🌀	H1	H2	L		C	
			"	mm		"	"	"	mm	"	mm
24PCS-24FFORX	81034	7342-01405	1-1/2	38.1	2-12	2	2-1/4	5.17	131.3	2.37	60.2

Female Flat-Face Swivel – 45° Bent Tube

SAE J1453 O-Ring Face Seal



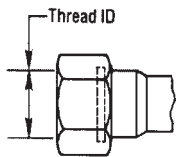
Female Flat-Face O-Ring Swivel (FFORX)



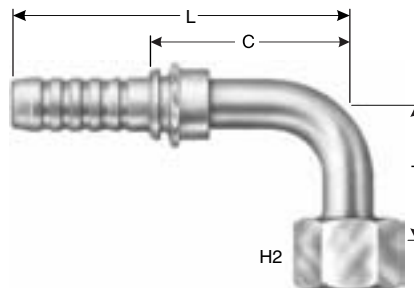
Descr	#		⊕		🌀	H2	T	L		C		
			"	mm		"	"	"	mm	"	mm	
24PCS-24FFORX45	81056	7342-01415	1-1/2	38.1	2-12	2-1/4	1.07	27.2	7.54	191.5	4.74	120.4

Female Flat-Face Swivel – 90° Bent Tube

SAE J1453 O-Ring Face Seal



Female Flat-Face O-Ring Swivel (FFORX)



Descr	#		⊕		🌀	H2	T	L		C		
			"	mm		"	"	"	mm	"	mm	
24PCS-24FFORX90S	81066	7342-01425	1-1/2	38.1	2-12	2-1/4	2.70	68.6	7.61	193.3	4.81	122.2
24PCS-24FFORX90M	81074	7342-01435	1-1/2	38.1	2-12	2-1/4	3.41	86.6	7.61	193.3	4.81	122.2
24PCS-24FFORX90L	81084	7342-01445	1-1/2	38.1	2-12	2-1/4	5.54	140.7	7.61	193.3	4.81	122.2

EQUIPMENT

HOSE/CPLG. SELECTION

TECH. DATA

EXT. & VERY HIGH PRESS. HOSE

GS CPLGS.

PCM CPLGS.

PCS CPLGS.

HIGH & MED. PRESS. HOSE

MEGACRIMP® CPLGS.

PC CPLGS.

FIELD ATTACHABLE CPLGS.

AIR BRAKE HOSE & CPLGS.

MEGATECH® C5 HOSE & CPLGS.

LOW PRESS. HOSE & CPLGS.

C14 HOSE & CPLGS.

POLARSEAL® HOSE & CPLGS.

PWR. STG. HOSE & CPLGS.

THERMO-PLASTIC HOSE & CPLGS.

ADAPTERS

QUICK DISCONNECT CPLGS.

ACCESSORIES & ASSORTMENTS

PART NUMBER INDEXES



Power Crimp® PCS Couplings

EQUIPMENT

HOSE/CPLG. SELECTION

TECH. DATA

EXT. & VERY HIGH PRESS. HOSE

GS CPLGS.

PCM CPLGS.

PCS CPLGS.

HIGH & MED. PRESS. HOSE

MEGACRIMP® CPLGS.

PC CPLGS.

FIELD ATTACHABLE CPLGS.

AIR BRAKE HOSE & CPLGS.

MEGATECH® C5 HOSE & CPLGS.

LOW PRESS. HOSE & CPLGS.

C14 HOSE & CPLGS.

POLARSEAL® HOSE & CPLGS.

PWR. STG. HOSE & CPLGS.

THERMO-PLASTIC HOSE & CPLGS.

ADAPTERS

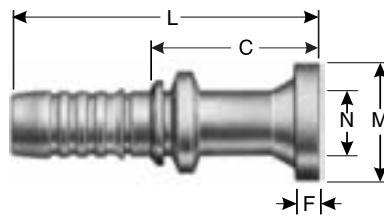
QUICK DISCONNECT CPLGS.

ACCESSORIES & ASSORTMENTS

PART NUMBER INDEXES

Code 61 O-Ring Flange

Maximum Working Pressure 3,000 psi.

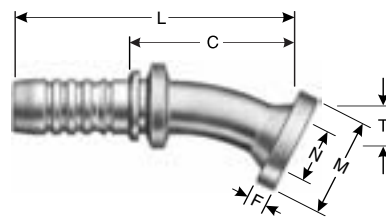


Descr	#		⊖		N	M		L		C		F	
			"	mm		"	"	mm	"	mm	"	mm	"
24PCS-20FL	81441	7342-05095	1-1/2	38.1	1-1/4	2.00	50.8	5.72	145.3	2.92	74.2	0.32	8.0
24PCS-24FL	81463	7342-05065	1-1/2	38.1	1-1/2	2.38	60.5	5.79	147.1	2.99	75.9	0.32	8.0
24PCS-32FL	81464	7342-05075	1-1/2	38.1	2	2.81	71.4	5.79	147.1	2.99	75.9	0.38	9.5
32PCS-24FL	81466	7342-05125	2	50.8	1-1/2	2.38	60.5	6.53	166.0	2.99	75.9	0.32	8.0
32PCS-32FL	81465	7342-05085	2	50.8	2	2.81	71.4	6.08	154.4	2.54	64.5	0.38	9.5

*N = flange size

Code 61 O-Ring Flange – 22½° Bent Tube

Maximum Working Pressure 3,000 psi.

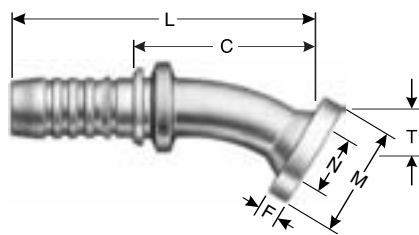


Descr	#		⊖		N	M		T		L		C		F	
			"	mm		"	"	mm	"	mm	"	mm	"	mm	"
24PCS-20FL22	81476	7342-05345	1-1/2	38.1	1-1/4	2.00	50.8	0.50	12.7	5.96	151.4	3.16	80.3	0.32	8.1
24PCS-24FL22	81474	7342-05315	1-1/2	38.1	1-1/2	2.38	60.5	0.63	16.0	6.28	159.5	3.48	88.4	0.32	8.1
24PCS-32FL22	81317	7342-05365	1-1/2	38.1	2	2.81	71.4	0.63	16.0	6.28	159.5	3.48	88.4	0.38	9.7
32PCS-32FL22	81475	7342-05325	2	50.8	2	2.81	71.4	0.88	22.4	8.00	203.2	4.46	113.3	0.38	9.7

*N = flange size

Code 61 O-Ring Flange – 30° Bent Tube

Maximum Working Pressure 3,000 psi.

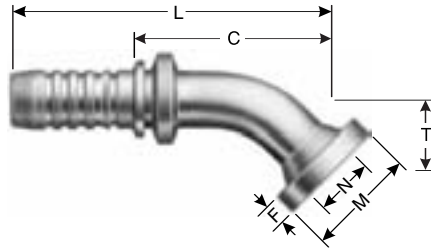


Descr	#		⊖		N	M		T		L		C		F	
			"	mm		"	"	mm	"	mm	"	mm	"	mm	"
24PCS-24FL30	81484	7342-05565	1-1/2	38.1	1-1/2	2.38	60.5	0.88	22.4	6.50	165.1	3.70	94.0	0.32	8.0
24PCS-32FL30	81318	7342-05605	1-1/2	38.1	2	2.81	71.4	0.88	22.4	6.50	165.1	3.70	94.0	0.38	9.5
32PCS-32FL30	81485	7342-05575	2	50.8	2	2.81	71.4	1.25	31.8	8.23	209.0	4.68	118.9	0.38	9.5

*N = flange size

Code 61 O-Ring Flange – 45° Bent Tube

Maximum Working Pressure 3,000 psi.

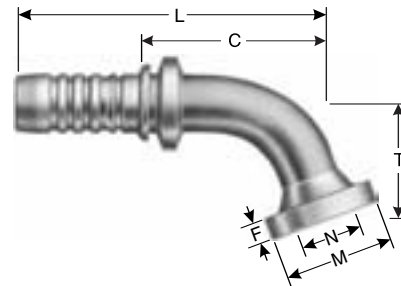


Descr	#		⊕		N		M		T		L		C		F	
			"	mm	"	"	mm	"	mm	"	mm	"	mm	"	mm	"
24PCS-20FL45	81498	7342-05855	1-1/2	38.1	1-1/4	2.00	50.8	1.27	32.3	6.51	165.4	3.71	94.2	0.32	8.0	
24PCS-24FL45	81495	7342-05815	1-1/2	38.1	1-1/2	2.38	60.5	1.44	36.6	7.03	178.6	4.23	107.4	0.32	8.0	
24PCS-32FL45	81496	7342-05825	1-1/2	38.1	2	2.81	71.4	1.44	36.6	7.03	178.6	4.23	107.4	0.38	9.5	
32PCS-24FL45	81499	7342-05865	2	50.8	1-1/2	2.38	60.5	1.44	36.6	7.77	197.4	4.23	107.4	0.32	8.0	
32PCS-32FL45	81497	7342-05835	2	50.8	2	2.81	71.4	2.00	50.8	9.33	237.0	5.79	147.1	0.38	9.5	

*N = flange size

Code 61 O-Ring Flange – 60° Bent Tube

Maximum Working Pressure 3,000 psi.

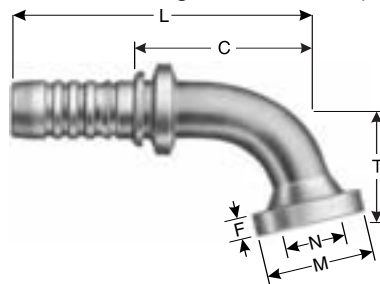


Descr	#		⊕		N		M		T		L		C		F	
			"	mm	"	"	mm	"	mm	"	mm	"	mm	"	mm	"
24PCS-24FL60	81508	7342-10995	1-1/2	38.1	1-1/2	2.38	60.5	2.00	50.8	6.73	170.9	3.93	99.8	0.32	8.0	
24PCS-32FL60	81509	7342-06075	1-1/2	38.1	2	2.81	71.4	2.00	50.8	6.73	170.9	3.93	99.8	0.38	9.5	
32PCS-32FL60	81510	7342-06085	2	50.8	2	2.81	71.4	2.88	73.2	9.02	229.1	5.48	139.2	0.38	9.5	

*N = flange size

Code 61 O-Ring Flange – 67 1/2° Bent Tube

Maximum Working Pressure 3,000 psi.



Descr	#		⊕		N		M		T		L		C		F	
			"	mm	"	"	mm	"	mm	"	mm	"	mm	"	mm	"
24PCS-16FL67	81523	7342-06345	1-1/2	38.1	1	1.75	44.5	1.75	44.5	5.93	150.6	3.13	79.5	0.32	8.0	
24PCS-24FL67	81520	7342-10965	1-1/2	38.1	1-1/2	2.38	60.5	2.00	50.8	6.69	169.9	3.89	98.8	0.32	8.0	
24PCS-32FL67	81521	7342-06325	1-1/2	38.1	2	2.81	71.4	2.00	50.8	6.69	169.9	3.89	98.8	0.38	9.5	
32PCS-32FL67	81522	7342-06335	2	50.8	2	2.81	71.4	3.25	82.6	9.00	228.6	5.46	138.7	0.38	9.5	

*N = flange size



EQUIPMENT

HOSE/CPLG. SELECTION

TECH. DATA

EXT. & VERY HIGH PRESS. HOSE

GS CPLGS.

PCM CPLGS.

PCS CPLGS.

HIGH & MED. PRESS. HOSE

MEGACRIMP® CPLGS.

PC CPLGS.

FIELD ATTACHABLE CPLGS.

AIR BRAKE HOSE & CPLGS.

MEGATECH® C5 HOSE & CPLGS.

LOW PRESS. HOSE & CPLGS.

C14 HOSE & CPLGS.

POLARSEAL® HOSE & CPLGS.

PWR. STG. HOSE & CPLGS.

THERMO-PLASTIC HOSE & CPLGS.

ADAPTERS

QUICK DISCONNECT CPLGS.

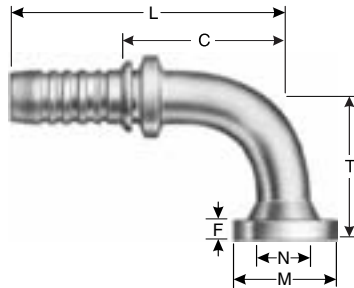
ACCESSORIES & ASSORTMENTS

PART NUMBER INDEXES

Power Crimp® PCS Couplings

Code 61 O-Ring Flange – 90° Bent Tube

Maximum Working Pressure 3,000 psi.

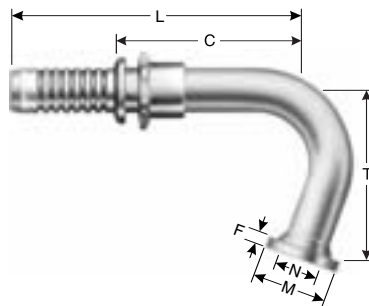


Descr	#		↻		N	M		T		L		C		F	
			"	mm		"	mm	"	mm	"	mm	"	mm	"	mm
24PCS-20FL90	81535	7342-06705	1 1/2	38.1	1 1/4	2	50.8	2.81	71.4	6.26	159	3.46	87.9	0.32	8.0
24PCS-24FL90	81532	7342-06565	1 1/2	38.1	1 1/2	2.38	60.5	3.12	79.2	6.67	169.4	3.88	98.6	0.32	8.0
24PCS-24FL90M	81284	7342-07325	1 1/2	38.1	1 1/2	2.38	60.5	4	101.6	6.69	169.9	3.89	98.8	0.32	8.0
24PCS-24FL90L	81327	7342-06385	1 1/2	38.1	1 1/2	2.38	60.5	5.81	147.6	6.67	169.4	3.88	98.6	0.32	8.0
24PCS-32FL90	81533	7342-06575	1 1/2	38.1	2	2.81	71.4	3.12	79.2	6.67	169.4	3.88	98.6	0.38	9.5
24PCS-32FL90M	81328	7342-07265	1 1/2	38.1	2	2.81	71.4	4.5	114.3	6.67	169.4	3.87	98.3	0.38	9.5
24PCS-32FL90L	81329	7342-07255	1 1/2	38.1	2	2.81	71.4	6.75	171.5	6.67	169.4	3.87	98.3	0.38	9.5
32PCS-24FL90	81536	7342-06715	2	50.8	1 1/2	2.38	60.5	3.12	79.2	7.42	188.5	3.88	98.6	0.32	8.0
32PCS-32FL90	81534	7342-06585	2	50.8	2	2.81	71.4	4.5	114.3	8.52	216.4	4.98	126.5	0.38	9.5
32PCS-32FL90M	81337	7342-10165	2	50.8	2	2.81	71.4	6.5	114.3	9.5	241.3	5.95	151.3	0.38	9.5
32PCS-32FL90L	81338	7342-07275	2	50.8	2	2.81	71.4	8	203.2	8.52	216.4	4.98	126.5	0.38	9.5
32PCS-40FL90	83034	7342-06615	2	50.8	2 1/2	3.31	84.1	4.38	111.3	8.52	216.4	4.98	126.5	0.38	9.5

*N = flange size

Code 61 O-Ring Flange – 110° Bent Tube

Maximum Working Pressure 3,000 psi.



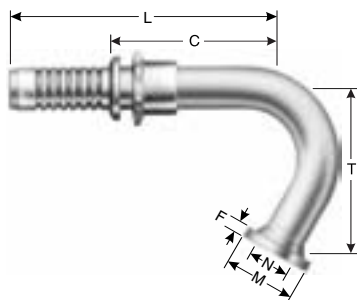
Descr	#		↻		N	M		T		L		C		F	
			"	mm		"	mm	"	mm	"	mm	"	mm	"	mm
24PCS-24FL110	81548	7342-06985	1-1/2	38.1	1-1/2	2.38	60.5	3.69	93.7	7.67	194.8	4.87	123.7	0.32	8.0
32PCS-32FL110	81549	7342-06995	2	50.8	2	2.81	71.4	5.53	140.5	9.81	249.2	6.27	159.3	0.38	9.5

*N = flange size



Code 61 O-Ring Flange – 120° Bent Tube

Maximum Working Pressure 3,000 psi.

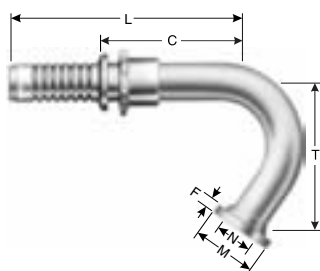


Descr	#		⊖		N	M		T		L		C		F	
			"	mm	"	"	mm	"	mm	"	mm	"	mm	"	mm
24PCS-24FL120	81339	7342-07335	1-1/2	38.1	1-1/2	2.38	60.5	4.68	118.9	6.99	177.5	4.19	106.4	0.32	8.0

*N = flange size

Code 61 O-Ring Flange – 125° Bent Tube

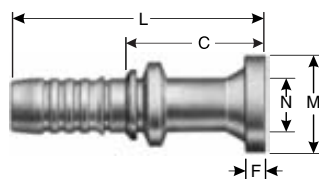
Maximum Working Pressure 3,000 psi.



Descr	#		⊖		N	M		T		L		C		F	
			"	mm	"	"	mm	"	mm	"	mm	"	mm	"	mm
32PCS-32FL125	81340	7342-07295	2	50.8	2	2.81	71.4	5.82	147.8	8.15	207.0	4.61	117.1	0.38	9.5

*N = flange size

Code 61 Flange Flat-Face Without O-Ring Groove



Descr	#		⊖		N	M		L		C		F	
			"	mm	"	"	mm	"	mm	"	mm	"	mm
24PCS-24FLFF	81263	7342-05375	1-1/2	38.1	1-1/2	2.38	60.5	5.79	147.1	2.99	75.9	0.32	8.0

*N = flange size

EQUIPMENT

HOSE/CPLG. SELECTION

TECH. DATA

EXT. & VERY HIGH PRESS. HOSE

GS CPLGS.

PCM CPLGS.

PCS CPLGS.

HIGH & MED. PRESS. HOSE

MEGACRIMP® CPLGS.

PC CPLGS.

FIELD ATTACHABLE CPLGS.

AIR BRAKE HOSE & CPLGS.

MEGATECH® C5 HOSE & CPLGS.

LOW PRESS. HOSE & CPLGS.

C14 HOSE & CPLGS.

POLARSEAL® HOSE & CPLGS.

PWR. STG. HOSE & CPLGS.

THERMO-PLASTIC HOSE & CPLGS.

ADAPTERS

QUICK DISCONNECT CPLGS.

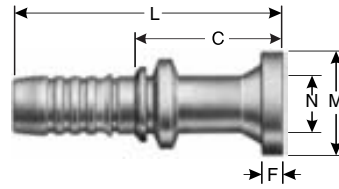
ACCESSORIES & ASSORTMENTS

PART NUMBER INDEXES



Power Crimp® PCS Couplings

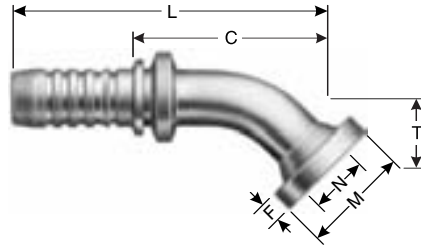
Code 62 O-Ring Flange Heavy



Descr	#		⊕		N		M		L		C		F	
			"	mm	"	"	mm	"	mm	"	mm	"	mm	"
24PCS-24FLH	81573	7342-10055	1-1/2	38.1	1-1/2	2.50	63.5	6.36	161.5	2.80	71.1	0.50	12.6	
24PCS-32FLH	81574	7342-10065	1-1/2	38.1	2	3.13	79.5	6.67	169.4	2.80	71.1	0.50	12.6	
32PCS-32FLH	81575	7342-10075	2	50.8	2	3.13	79.5	6.96	176.8	3.54	89.9	0.50	12.6	

*N = flange size

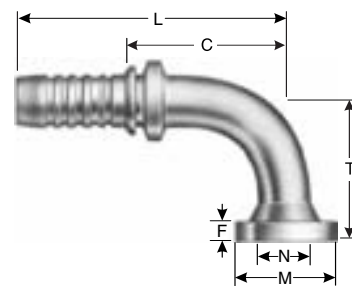
Code 62 O-Ring Flange Heavy – 45° Bent Tube



Descr	#		⊕		N		M		T		L		C		F	
			"	mm	"	"	mm	"	mm	"	mm	"	mm	"	mm	"
24PCS-24FLH45	81583	7342-10265	1-1/2	38.1	1-1/2	2.50	63.5	1.84	46.7	7.43	188.7	4.63	117.6	0.50	12.6	
24PCS-32FLH45	81584	7342-10275	1-1/2	38.1	2	3.13	79.5	2.06	52.3	7.65	194.3	4.85	123.2	0.50	12.6	
32PCS-32FLH45	81585	7342-10285	2	50.8	2	3.13	79.5	2.62	66.5	9.14	232.2	5.60	142.2	0.50	12.6	

*N = flange size

Code 62 O-Ring Flange Heavy – 90° Bent Tube

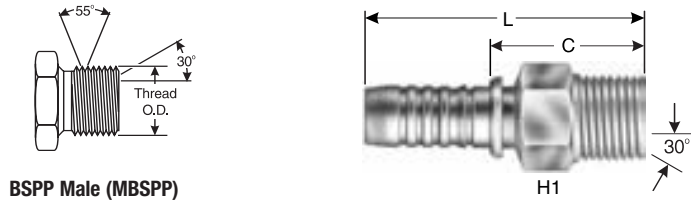


Descr	#		⊕		N		M		T		L		C		F	
			"	mm	"	"	mm	"	mm	"	mm	"	mm	"	mm	"
24PCS-24FLH90	81593	7342-10365	1-1/2	38.1	1-1/2	2.50	63.5	3.69	93.7	6.67	169.4	3.88	98.6	0.50	12.6	
24PCS-32FLH90	81594	7342-10375	1-1/2	38.1	2	3.13	79.5	4.00	101.6	6.67	169.4	3.88	98.6	0.50	12.6	
32PCS-32FLH90	81595	7342-10385	2	50.8	2	3.13	79.5	5.38	136.7	8.52	216.4	4.98	126.5	0.50	12.6	

*N = flange size



Male British Standard Pipe Parallel

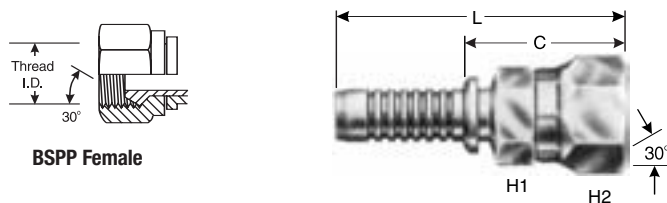


BSPP Male (MBSPP)

Descr	#		⊖		🌀	H1	L		C	
			"	mm		"	"	mm	"	mm
24PCS-24MBSPP	81335	7342-03205	1-1/2	38.1	1-1/2-11	2-1/8	4.74	120.4	1.94	49.3
32PCS-32MBSPP	81336	7342-03285	2	50.8	2-11	2-3/4	5.80	147.3	2.25	57.2

Female British Standard Pipe Parallel Swivel

Does not include optional O-Ring groove and O-Ring in sealing face.

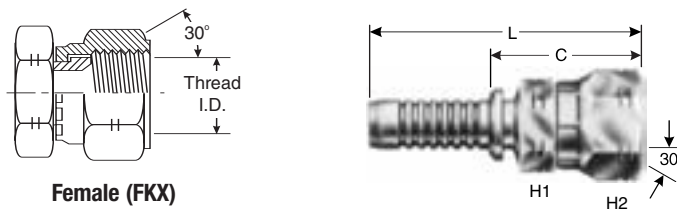


BSPP Female

Descr	#		⊖		🌀	H1	H2	L		C	
			"	mm		"	"	"	mm	"	mm
24PCS-24FBSPPX	81117	7342-02865	1-1/2	38.1	1-1/2-11	2	2-1/4	5.40	137.2	2.60	66.0
32PCS-32FBSPPX	81118	7342-02885	2	50.8	2-11	2-1/2	3	6.63	168.4	3.08	78.2

Female Komatsu Style Japanese Metric Swivel

These female swivels have been marked with two small notches on the hex to identify them as the Komatsu style.



Female (FKX)

Descr	#		⊖		🌀	H1	H2	L		C	
			"	mm		"	"	"	mm	"	mm
24PCS-24FKX	80210	7342-01825	1-1/2	38.1	M42X1.5	2	2-3/8	5.63	143.0	2.83	71.9

EQUIPMENT

HOSE/CPLG. SELECTION

TECH. DATA

EXT. & VERY HIGH PRESS. HOSE

GS CPLGS.

PCM CPLGS.

PCS CPLGS.

HIGH & MED. PRESS. HOSE

MEGACRIMP® CPLGS.

PC CPLGS.

FIELD ATTACHABLE CPLGS.

AIR BRAKE HOSE & CPLGS.

MEGATECH® C5 HOSE & CPLGS.

LOW PRESS. HOSE & CPLGS.

C14 HOSE & CPLGS.

POLARSEAL® HOSE & CPLGS.

PWR. STG. HOSE & CPLGS.

THERMO-PLASTIC HOSE & CPLGS.

ADAPTERS

QUICK DISCONNECT CPLGS.

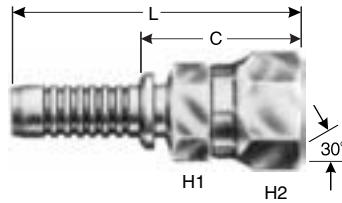
ACCESSORIES & ASSORTMENTS

PART NUMBER INDEXES



Power Crimp® PCS Couplings

International Thread – Japanese Industrial Std Female Swivel



Descr	#		⌀		Spring	H1	H2	L		C	
			"	mm		"	"	"	mm	"	mm
24PCS-24FJISX	80967	7342-03385	1 1/2	38.1	1 1/2-11	50.8	60.45	5.39	136.91	2.59	65.79
32PCS-32FJISX	80968	7342-03395	2	50.8	2-11	63.5	76.2	6.46	164.08	2.91	73.91

PCS Non-Skive Ferrule



Descr	#		L		⌀	
			"	mm	"	mm
6PCS1F	81390	7342-07705	1.10	27.9	1.23	31.2
8PCS1F	81391	7342-07715	1.50	38.1	1.36	34.5
12PCS1F	81392	7342-07725	1.97	50.0	1.65	41.9
16PCS1F-M3K	81393	7342-07735	2.19	55.6	1.98	50.3
20PCS1F-M3K	81394	7342-07745	2.77	70.4	2.43	61.7
24PCS1F-G3K	81395	7342-07755	3.50	88.9	2.77	70.4
32PCS1F-G3K	81282	7342-07775	3.43	87.1	3.34	84.8

PCS Skive Ferrule



Descr	#		L		⌀	
			"	mm	"	mm
6PCS-2F	83398	7342-02585	1.10	27.9	1.01	25.7
8PCS-2F	83399	7342-02595	1.50	38.1	1.21	30.7
12PCS-2F	80754	7342-07545	1.97	50.0	1.50	38.1
16PCS-2F	80755	7342-07555	2.07	52.6	1.97	50.0
20PCS-2F	80756	7342-07565	2.77	70.4	2.25	57.2
24PCS-2F	80757	7342-07575	2.77	70.4	2.54	64.5
32PCS-2F	80758	7342-07585	3.43	87.1	3.08	78.2



(Meets Flame Resistance Acceptance Designation “MSHA 2G”)

Recommended For: High-pressure hydraulic oil lines. Meets or exceeds the requirements of SAE 100R2AT and SAE 100R2 Type S and performance requirements of EN 853 2SN.

Tube: Black, oil-resistant synthetic rubber (Nitrile – Type C)*.

Reinforcement: Two braids of high-tensile steel wire.

Cover: Black, oil and abrasion resistant thin synthetic rubber (Modified Nitrile – Type C)*.

Temperature Range: -40°F to +212°F (-40°C to +100°C). For water emulsions, etc., see page C8.

Couplings (see crimp manual for specifics):

MegaCrimp® Couplings (except -24 and -32), pages E13–51.
Permanent PC Couplings (-24 and -32), pages E52–68.
Field Attachable "Type T" Couplings, pages E69–76.



SPECIFICATIONS

Description	Part No. (50' Length)	Part No. (100' Length Reel)ⓐ	Part No. (Bulk Reel)	Product No. (Bulk Reel)	Hose I.D. (In.)	Hose O.D. (In.)	Working Pressure (psi)	Min. Burst Pressure (psi)	Min. Bend Radius (In.)	Bulk Reel Length (Ft.)
3G2	86620	—	—	4657-0020	3/16	0.52	6,000	24,000	3.5	—
4G2	86621	—	70605	4657-0625	1/4	0.58	5,800	23,200	4.0	550
6G2	86622	86632	70606	4657-0626	3/8	0.73	4,800	19,200	5.0	400
8G2	86623	86634	70607	4657-0627	1/2	0.86	4,000	16,000	7.0	330
10G2	86626	—	70610	4657-0019	5/8	0.98	3,625	14,500	8.0	220
12G2	86624	86635 [ⓑ]	70608	4657-0620	3/4	1.14	3,100	12,400	9.5	220
16G2	86625	—	70609	4657-0621	1	1.48	2,400	9,600	12.0	165
20G2	—	86627 [ⓑ]	—	4657-0644	1-1/4	1.87	1,825	7,300	16.5	—
24G2	86648	86628 [ⓑ]	—	4657-2491	1-1/2	2.15	1,300	5,000	20.0	—
32G2	86649	86629 [ⓑ]	—	4657-2492	2	2.65	1,175	4,500	25.0	—

ⓐ = 25 ft. length ⓑ = 50 ft. Reel Ⓒ = Not necessarily one continuous length

Recommended For: Multi-purpose high-pressure, high-temperature air compressor lines, petroleum-base or phosphate ester hydraulic fluid supply lines. Meets or exceeds the requirements of SAE 100R2AT and SAE 100R2 Type S.

Tube: Black, oil-resistant synthetic rubber (CPE—Type J)*.

Reinforcement: Two braids of high-tensile steel wire.

Cover: Blue, oil and abrasion-resistant polyester braid.

Temperature Range: -40°F. to +300°F (-40°C to +149°C). For water emulsions, see page C8.

Couplings (see crimp manual for specifics):

MegaCrimp® Couplings (-20 only), pages E13–51.
Permanent PC Couplings (-24 and -32), pages E52–68.



SPECIFICATIONS

Description	Part No.	Product No.	Hose I.D. (In.)	Hose O.D. (In.)	Working Pressure (psi)	Min. Burst Pressure (psi)	Min. Bend Radius (In.)	Approx. Bulk Carton Length (Ft.)
20 MegaTech™ II	70975	4657-8018	1-1/4	1.89	1,700	6,800	15.0	100
24 MegaTech™ II	70858	4657-2484	1-1/2	2.13	1,500	6,000	20.0	100
32 MegaTech™ II	70859	4657-2485	2	2.61	1,300	5,200	25.0	100

* Hose stock specifications on page C7.

EQUIPMENT

HOSE/CPLG. SELECTION

TECH. DATA

EXT. & VERY HIGH PRESS. HOSE

GS CPLGS.

PCM CPLGS.

PCS CPLGS.

HIGH & MED. PRESS. HOSE

MEGACRIMP® CPLGS.

PC CPLGS.

FIELD ATTACHABLE CPLGS.

AIR BRAKE HOSE & CPLGS.

MEGATECH® C5 HOSE & CPLGS.

LOW PRESS. HOSE & CPLGS.

C14 HOSE & CPLGS.

POLARSEAL® HOSE & CPLGS.

PWR. STG. HOSE & CPLGS.

THERMO-PLASTIC HOSE & CPLGS.

ADAPTERS

QUICK DISCONNECT CPLGS.

ACCESSORIES & ASSORTMENTS

PART NUMBER INDEXES



Global G2L PolarFlex™ Hose – SAE 100R2 Type AT

High Pressure

EQUIPMENT

HOSE/CPLG. SELECTION

TECH. DATA

EXT. & VERY HIGH PRESS. HOSE

GS CPLGS.

PCM CPLGS.

PCS CPLGS.

HIGH & MED. PRESS. HOSE

MEGACRIMP® CPLGS.

PC CPLGS.

FIELD ATTACHABLE CPLGS.

AIR BRAKE HOSE & CPLGS.

MEGATECH® C5 HOSE & CPLGS.

LOW PRESS. HOSE & CPLGS.

C14 HOSE & CPLGS.

POLARSEAL® HOSE & CPLGS.

PWR. STG. HOSE & CPLGS.

THERMO-PLASTIC HOSE & CPLGS.

ADAPTERS

QUICK DISCONNECT CPLGS.

ACCESSORIES & ASSORTMENTS

PART NUMBER INDEXES

(Meets Flame Resistance Acceptance Designation "MSHA 2G")

Recommended For: High-pressure hydraulic oil lines. Meets or exceeds the requirements of SAE 100R2AT and SAE 100R2 Type S and performance requirements of EN 853 2SN. Qualified to Mil-DTL-13531 Type II Class B.

Tube: Black, oil-resistant synthetic rubber (Nitrile – Type C)*.

Reinforcement: Two braids of high-tensile steel wire.

Cover: Black, oil and abrasion resistant thin synthetic rubber (Neoprene – Type A)*.

Temperature Range: -70°F to +212°F (-57°C to +100°C). For water emulsions, etc., see page C8.

Couplings (see crimp manual for specifics):

MegaCrimp® Couplings (except -24 and -32), pages E13–51.

Permanent PC Couplings (-24 and -32), pages E52–68.

Field Attachable "Type T" Couplings, pages E69–76.



SPECIFICATIONS

Description	Part No. (50' Length)	Part No. (Bulk Reel)	Product No. (Bulk Reel)	Hose I.D. (In.)	Hose O.D. (In.)	Working Pressure (psi)	Min. Burst Pressure (psi)	Min. Bend Radius (In.)	Bulk Reel Length (Ft.)
4G2L	85732	70286	4657-2202	1/4	0.58	5,800	23,200	4.0	440
6G2L	85733	70287	4657-2203	3/8	0.73	4,800	19,200	5.0	385
8G2L	85734	70290	4657-2204	1/2	0.86	4,000	16,000	7.0	330
10G2L	85735	70291	4657-2205	5/8	0.98	3,625	14,500	8.0	220
12G2L	85736	70292	4657-2206	3/4	1.14	3,100	12,400	9.5	220
16G2L	85737	70293	4657-2207	1	1.48	2,400	9,600	12.0	165
20G2L	85707	70294	4657-2208	1-1/4	1.87	1,825	7,300	16.5	110
24G2LXCTN	85708	70314	4657-2315	1-1/2	2.20	1,300	5,200	20.0	120
32G2LXCTN	85709	70315	4657-2316	2	2.65	1,175	4,700	25.0	120

M2T® Megaflex® 2-Wire Braid Hose – SAE 100R16

High Pressure

(Meets Flame Resistance Acceptance Designation "MSHA 2G")

Recommended For: High-pressure hydraulic oil lines. Exceeds SAE 100R16. M2T hose has smaller exterior dimensions and significantly tighter bend radius.

Tube: Black, oil resistant, synthetic rubber (Nitrile – Type C)*.

Reinforcement: Two braids of high tensile steel wire.

Cover: Black, oil, abrasion and weather resistant, synthetic rubber (Modified Nitrile – Type C)*. Dual green stripe layline. Available with unique abrasion-resistant MegaTuff® cover.

Temperature Range: -40°F to +212°F (-40°C to +100°C). For water emulsions, etc., see page C8.

Couplings (see crimp manual for specifics):

MegaCrimp® Couplings, pages E13–51.

Permanent Stainless Steel PC Couplings, pages E52–53.



SPECIFICATIONS

Description	Part No. (50' Length)	Part No. (Bulk Reel)	Product No. (Bulk Reel)	Hose I.D. (In.)	Hose O.D. (In.)	Working Pressure (psi)	Min. Burst Pressure (psi)	Min. Bend Radius (In.)	Bulk Reel Length (Ft.)
4M2T	85600	70390	4657-1552	1/4	0.54	5,000	20,000	2.0	550
6M2T	85601	70391	4657-1555	3/8	0.69	4,000	16,000	2.5	385
8M2T	85602	70392	4657-1559	1/2	0.81	3,500	14,000	3.5	330
10M2T	85603	70393	4657-1563	5/8	0.95	3,000	12,000	4.0	220
12M2T	85604	70394	4657-1567	3/4	1.10	2,250	9,000	4.8	220
16M2T	85605	70395	4657-1571	1	1.38	2,000	8,000	6.0	165

MEGATUFF® COVER SPECIFICATIONS

MegaTuff® hose lasts up to 300 times longer than standard hose during hose-to-hose and hose-to-metal abrasion tests per ISO 6945.

Description	Part No. (50' Length)	Part No. (Bulk Reel)	Product No. (Bulk Reel)	Hose I.D. (In.)	Hose O.D. (In.)	Working Pressure (psi)	Min. Burst Pressure (psi)	Min. Bend Radius (In.)	Bulk Reel Length (Ft.)
4M2T-MTF	85534	70387	4657-0222	1/4	0.54	5,000	20,000	2.0	350
6M2T-MTF	85535	70388	4657-0223	3/8	0.69	4,000	16,000	2.5	330
8M2T-MTF	85536	70389	4657-0224	1/2	0.81	3,500	14,000	3.5	330
10M2T-MTF	85537	70407	4657-0225	5/8	0.95	3,000	12,000	4.0	220
12M2T-MTF	85538	70408	4657-0226	3/4	1.10	2,250	9,000	4.8	220
16M2T-MTF	85539	70409	4657-0227	1	1.38	2,000	8,000	6.0	165

* Hose stock specifications on page C7.



(Meets Flame Resistance Acceptance Designation “MSHA 2G”)

Recommended For: High-pressure hydraulic oil lines joined together for easier plumbing and routing. Meets SAE 100R16 requirements. CM2T hose has smaller exterior dimensions and significantly tighter bend radius. Exceeds performance standards of EN 857 2SC and ISO/DIS 1436.

Tube: Black, oil resistant, synthetic rubber (Nitrile – Type C)*.

Reinforcement: Two braids of high tensile steel wire.

Cover: Black, oil, abrasion and weather resistant, synthetic rubber (Modified Nitrile – Type C)*.

Temperature Range -40°F to +212°F (-40°C to +100°C). For water emulsions, etc., see page C8.

Couplings (see crimp manual for specifics):

MegaCrimp® Couplings, pages E13–51.



SPECIFICATIONS

Description	Part No. (50' Length)	Part No. (Bulk Reel)	Product No. (Bulk Reel)	Hose I.D. (In.)	Hose O.D. (In.)	Working Pressure (psi)	Min. Burst Pressure (psi)	Min. Bend Radius (In.)	Bulk Reel Length (Ft.)
6CM2T	85544	70350	4657-99002	3/8	0.70	4,800	19,200	3.5	215
8CM2T	85545	70351	4657-99665	1/2	0.82	4,000	16,000	5.0	180

(Meets Flame Resistance Acceptance Designation “MSHA 2G”)

Recommended For: High-pressure hydraulic applications. Provides tighter than standard minimum bend radius and greater flexibility for easier plumbing.

Tube: Black, oil resistant, synthetic rubber (Nitrile - Type C)*.

Reinforcement: Two braids of high tensile steel wire.

Cover: Black, oil, abrasion and weather resistant, synthetic rubber (Modified Nitrile – Type C)*.

Temperature Range -40°F to +212°F (-40°C to +100°C). For water emulsions, etc., see page C8.

Couplings (see crimp manual for specifics):

MegaCrimp® Couplings, pages E13–51.



SPECIFICATIONS

Description	Part No. (Bulk Reel)	Product No. (Bulk Reel)	Hose I.D. (In.)	Hose O.D. (In.)	Working Pressure (psi)	Min. Burst Pressure (psi)	Min. Bend Radius (In.)	Bulk Reel Length (Ft.)
4M6K	70599	4657-2697	1/4	0.58	6,000	24,000	2.0	440

EQUIPMENT

HOSE/CPLG. SELECTION

TECH. DATA

EXT. & VERY HIGH PRESS. HOSE

GS CPLGS.

PCM CPLGS.

PCS CPLGS.

HIGH & MED. PRESS. HOSE

MEGACRIMP® CPLGS.

PC CPLGS.

FIELD ATTACHABLE CPLGS.

AIR BRAKE HOSE & CPLGS.

MEGATECH® C5 HOSE & CPLGS.

LOW PRESS. HOSE & CPLGS.

C14 HOSE & CPLGS.

POLARSEAL® HOSE & CPLGS.

PWR. STG. HOSE & CPLGS.

THERMO-PLASTIC HOSE & CPLGS.

ADAPTERS

QUICK DISCONNECT CPLGS.

ACCESSORIES & ASSORTMENTS

PART NUMBER INDEXES

* Hose stock specifications on page C7



Global M5K Mega5000® Hose

High Pressure

EQUIPMENT

HOSE/CPLG. SELECTION

TECH. DATA

EXT. & VERY HIGH PRESS. HOSE

GS CPLGS.

PCM CPLGS.

PCS CPLGS.

HIGH & MED. PRESS. HOSE

MEGACRIMP® CPLGS.

PC CPLGS.

FIELD ATTACHABLE CPLGS.

AIR BRAKE HOSE & CPLGS.

MEGATECH® C5 HOSE & CPLGS.

LOW PRESS. HOSE & CPLGS.

C14 HOSE & CPLGS.

POLARSEAL® HOSE & CPLGS.

PWR. STG. HOSE & CPLGS.

THERMO-PLASTIC HOSE & CPLGS.

ADAPTERS

QUICK DISCONNECT CPLGS.

ACCESSORIES & ASSORT-MENTS

PART NUMBER INDEXES

(Meets Flame Resistance Acceptance Designation "MSHA 2G")

Recommended For: High-pressure hydraulic applications. Provides tighter than standard minimum bend radius and greater flexibility for easier plumbing.

Tube: Black, oil resistant, synthetic rubber (Nitrile - Type C)*.

Reinforcement: Two braids of high tensile steel wire.

Cover: Black, oil, abrasion and weather resistant, synthetic rubber (Modified Nitrile - Type C)*.

Temperature Range: -40°F to +212°F (-40°C to +100°C). For water emulsions, etc., see page C8.

Couplings (see crimp manual for specifics):

MegaCrimp® Couplings, pages E13-51.



SPECIFICATIONS

Description	Part No. (50' Length)	Part No. (Bulk Reel)	Product No. (Bulk Reel)	Hose I.D. (In.)	Hose O.D. (In.)	Working Pressure (psi)	Min. Burst Pressure (psi)	Min. Bend Radius (In.)	Bulk Reel Length (Ft.)
4M5K	85607	70596	4657-1100	1/4	0.54	5,000	20,000	2.0	440
5M5K	-	70449	4657-8006	5/16	0.61	5,000	20,000	2.2	350
6M5K	85606	70597	4657-2695	3/8	0.69	5,000	20,000	2.5	330
8M5K	85608	70598	4657-2650	1/2	0.86	5,000	20,000	3.5	220

Global M4K+ Mega4000® Hose—SAE 100R19

High Pressure

(Meets Flame Resistance Acceptance Designation "MSHA 2G")

Recommended For: High-pressure hydraulic applications. Provides tighter than standard minimum bend radius and greater flexibility for easier plumbing. *The plus symbol indicates development testing at 150% of maximum working pressure up to 600,000 impulse cycles.*

Tube: Black, oil resistant, synthetic rubber (Nitrile - Type C)*.

Reinforcement: Two braids of high tensile steel wire.

Cover: Black, oil, abrasion and weather resistant, synthetic rubber (Modified Nitrile - Type C)*. Available with unique abrasion-resistant MegaTuff® or XtraTuff™ cover.

Temperature Range: -40°F to +212°F (-40°C to +100°C). For water emulsions, etc., see page C8.

Couplings (see crimp manuals for specifics):

MegaCrimp® Couplings, pages E13-51.

GS Couplings available for 3/4", pages D6-42.



SPECIFICATIONS

Description	Part No. (50' Length)	Part No. (Bulk Reel)	Product No. (Bulk Reel)	Hose I.D. (In.)	Hose O.D. (In.)	Working Pressure (psi)	Min. Burst Pressure (psi)	Min. Bend Radius (In.)	Bulk Reel Length (Ft.)
4M4K+	85616	70829	4657-1467	1/4	0.54	4,000	16,000	2.0	440
5M4K+	-	70457	4657-8015	5/16	0.61	4,000	16,000	2.2	350
6M4K+	85617	70821	4657-1458	3/8	0.69	4,000	16,000	2.5	330
8M4K+	85618	70822	4657-1459	1/2	0.86	4,000	16,000	3.5	220
10M4K+	85619	70823	4657-1460	5/8	0.98	4,000	16,000	4.0	220
12M4K+	85620	70824	4657-1461	3/4	1.14	4,000	16,000	4.8	220

XTRATUFF™ COVER SPECIFICATIONS

XtraTuff™ hose lasts up to 25 times longer than standard hose during hose-to-hose and hose-to-metal abrasion tests per ISO 6945.

4M4K+-XTF	-	70693	4657-2281	1/4	0.54	4,000	16,000	2.0	440
5M4K+-XTF	-	70459	4657-8016	5/16	0.61	4,000	16,000	2.3	350
6M4K+-XTF	85542	70694	4657-2283	3/8	0.69	4,000	16,000	2.5	330
8M4K+-XTF	85543	70695	4657-2284	1/2	0.86	4,000	16,000	3.5	220
10M4K+-XTF	-	70696	4657-2285	5/8	0.98	4,000	16,000	4.0	220
12M4K+-XTF	-	70697	4657-2286	3/4	1.14	4,000	16,000	4.8	220

MEGATUFF® COVER SPECIFICATIONS

MegaTuff® hose lasts up to 300 times longer than standard hose during hose-to-hose and hose-to-metal abrasion tests per ISO 6945.

4M4K+-MTF	85519	70693	4657-1477	1/4	0.54	4,000	16,000	2.0	350
6M4K+-MTF	85520	70825	4657-1479	3/8	0.69	4,000	16,000	2.5	330
8M4K+-MTF	85521	70826	4657-1480	1/2	0.86	4,000	16,000	3.5	220
10M4K+-MTF	85522	70827	4657-1481	5/8	0.98	4,000	16,000	4.0	220
12M4K+-MTF	85524	70828	4657-1482	3/4	1.14	4,000	16,000	4.8	190

* Hose stock specifications on page C7.

(Meets Flame Resistance Acceptance Designation “MSHA 2G”)

Recommended For: High-pressure hydraulic applications. Exceeds SAE 100R19.

Tube: Black, oil-resistant, synthetic rubber (Nitrile)

Reinforcement: Two braids of high-tensile steel wire.

Cover: Black, oil, abrasion and weather resistant thin synthetic rubber. (Neoprene–CR) Flame resistance – MSHA 2G

Temperature Range: -40°F to +250°F (-40°C to +121°C).

Couplings (see crimp manuals for specifics):

MegaCrimp® Couplings, pages E13–51.

GS Couplings available for 3/4”, pages D6–42.



SPECIFICATIONS

Description	Part No. (50' Length)	Part No. (Bulk Reel)	Product No. (Bulk Reel)	Hose I.D. (In.)	Hose O.D. (In.)	Working Pressure (psi)	Min. Burst Pressure (psi)	Min. Bend Radius (In.)	Bulk Reel Length (Ft.)
4M4KH	85540	70901	4657-2381	1/4	0.54	4,000	16,000	2.0	440
6M4KH	85546	70902	4657-2383	3/8	0.69	4,000	16,000	2.5	330
8M4KH	85547	70903	4657-2384	1/2	0.82	4,000	16,000	3.5	220
10M4KH	85548	70904	4657-2385	5/8	0.98	4,000	16,000	4.0	220
12M4KH	85549	70905	4657-2386	3/4	1.16	4,000	16,000	4.75	220

MEGATUFF® COVER SPECIFICATIONS

MegaTuff® hose lasts up to 300 times longer than standard hose during hose-to-hose and hose-to-metal abrasion tests per ISO 6945.

Description	Part No. (50' Length)	Part No. (Bulk Reel)	Product No. (Bulk Reel)	Hose I.D. (In.)	Hose O.D. (In.)	Working Pressure (psi)	Min. Burst Pressure (psi)	Min. Bend Radius (In.)	Bulk Reel Length (Ft.)
4M4KH-MTF	85448	70956	4657-2157	1/4	0.54	4,000	16,000	2.0	350
6M4KH-MTF	85449	70957	4657-2159	3/8	0.69	4,000	16,000	2.5	330
8M4KH-MTF	85450	70958	4657-2160	1/2	0.82	4,000	16,000	3.5	220
10M4KH-MTF	85451	70959	4657-2161	5/8	0.98	4,000	16,000	4.0	220
12M4KH-MTF	85452	70973	4657-2396	3/4	1.16	4,000	16,000	4.75	190

EQUIPMENT

HOSE/CPLG. SELECTION

TECH. DATA

EXT. & VERY HIGH PRESS. HOSE

GS CPLGS.

PCM CPLGS.

PCS CPLGS.

HIGH & MED. PRESS. HOSE

MEGACRIMP® CPLGS.

PC CPLGS.

FIELD ATTACHABLE CPLGS.

AIR BRAKE HOSE & CPLGS.

MEGATECH® C5 HOSE & CPLGS.

LOW PRESS. HOSE & CPLGS.

C14 HOSE & CPLGS.

POLARSEAL® HOSE & CPLGS.

PWR. STG. HOSE & CPLGS.

THERMO-PLASTIC HOSE & CPLGS.

ADAPTERS

QUICK DISCONNECT CPLGS.

ACCESSORIES & ASSORTMENTS

PART NUMBER INDEXES

* Hose stock specifications on page C7.



EQUIPMENT

HOSE/CPLG. SELECTION

TECH. DATA

EXT. & VERY HIGH PRESS. HOSE

GS CPLGS.

PCM CPLGS.

PCS CPLGS.

HIGH & MED. PRESS. HOSE

MEGACRIMP® CPLGS.

PC CPLGS.

FIELD ATTACHABLE CPLGS.

AIR BRAKE HOSE & CPLGS.

MEGATECH® C5 HOSE & CPLGS.

LOW PRESS. HOSE & CPLGS.

C14 HOSE & CPLGS.

POLARSEAL® HOSE & CPLGS.

PWR. STG. HOSE & CPLGS.

THERMO-PLASTIC HOSE & CPLGS.

ADAPTERS

QUICK DISCONNECT CPLGS.

ACCESSORIES & ASSORTMENTS

PART NUMBER INDEXES

(Meets Flame Resistance Acceptance Designation “MSHA 2G”)

Recommended For: High-pressure hydraulic oil lines. Exceeds SAE 100R17 requirements and performance requirements of EN 857 1SC. M3K hose has smaller exterior dimensions and significantly tighter bend radius than other SAE 100R1 and 100R2 hose.

Tube: Black, oil resistant, synthetic rubber (Nitrile – Type C)*.

Reinforcement: Braided high tensile steel wire. -4, -5, -6 and -8 sizes are one braid; -10, -12 and -16 sizes are two braid.

Cover: Black, oil, abrasion and weather resistant, synthetic rubber (Modified Nitrile – Type C₂)*. Available with unique abrasion-resistant MegaTuff® or XtraTuff™ cover.

Temperature Range: -40°F to +212°F (-40°C to +100°C). For water emulsions, etc., see page C8.

Couplings (see crimp manual for specifics):

MegaCrimp® Couplings, pages E13–51.

GS Couplings available for 1”, pages D6–42.

Permanent PC Couplings (-3 only), pages E52–68.



SPECIFICATIONS

Description	Part No. (50' Length)	Part No. (Bulk Reel)	Product No. (Bulk Reel)	Hose I.D. (In.)	Hose O.D. (In.)	Working Pressure (psi)	Min. Burst Pressure (psi)	Min. Bend Radius (In.)	Bulk Reel Length (Ft.)
3M3K	–	70352	4657-1155	3/16	0.42	3,000	12,000	1.8	440
4M3K	85624	70485	4657-1157	1/4	0.47	3,000	12,000	2.0	440
5M3K	85609	70575	4657-2216	5/16	0.59	3,000	12,000	2.2	385
6M3K	85625	70486	4657-1158	3/8	0.62	3,000	12,000	2.5	330
8M3K	85626	70487	4657-1159	1/2	0.78	3,000	12,000	3.5	220
10M3K	85627	70488	4657-1173	5/8	0.98	3,000	12,000	4.0	220
12M3K	85628	70489	4657-0679	3/4	1.14	3,000	12,000	4.8	220
16M3K	85629	70490	4657-1163	1	1.48	3,000	12,000	6.0	165

XTRATUFF™ COVER SPECIFICATIONS

XtraTuff™ hose lasts up to 25 times longer than standard hose during hose-to-hose and hose-to-metal abrasion tests per ISO 6945.

3M3K-XTF	–	70969	4657-2301	3/16	0.42	3,000	12,000	1.8	440
4M3K-XTF	85541	70569	4657-2302	1/4	0.47	3,000	12,000	2.0	440
5M3K-XTF	–	70568	4657-2300	5/16	0.59	3,000	12,000	2.2	385
6M3K-XTF	–	70570	4657-1098	3/8	0.62	3,000	12,000	2.5	330
8M3K-XTF	–	70571	4657-2248	1/2	0.78	3,000	12,000	3.5	220
10M3K-XTF	–	70572	4657-2249	5/8	0.98	3,000	12,000	4.0	220
12M3K-XTF	–	70573	4657-2250	3/4	1.14	3,000	12,000	4.8	220
16M3K-XTF	–	70574	4657-2307	1	1.56	3,000	12,000	6.0	165

MEGATUFF® COVER SPECIFICATIONS

MegaTuff® hose lasts up to 300 times longer than standard hose during hose-to-hose and hose-to-metal abrasion tests per ISO 6945.

4M3K-MTF	85525	70565	4657-1181	1/4	0.47	3,000	12,000	2.0	440
6M3K-MTF	85526	70566	4657-1182	3/8	0.62	3,000	12,000	2.5	330
8M3K-MTF	85527	70567	4657-1183	1/2	0.78	3,000	12,000	3.5	330
10M3K-MTF	85528	70559	4657-1184	5/8	0.98	3,000	12,000	4.0	220
12M3K-MTF	85529	70560	4657-1185	3/4	1.14	3,000	12,000	4.8	220
16M3K-MTF	85530	70562	4657-1186	1	1.56	3,000	12,000	6.0	165

M3KH High-Temp Hose—SAE 100R17

High Pressure

Recommended For: High-pressure hydraulic oil lines. Meets SAE 100R17 requirements and performance requirements of EN 857 1SC. M3KH hose has smaller exterior dimensions and significantly tighter bend radius than other SAE 100R1 and 100R2 hose.

Tube: Black, oil resistant, synthetic rubber (Nitrile – Type C)*.

Reinforcement: One braid of high tensile steel wire.

Cover: Black, oil, abrasion and weather resistant, synthetic rubber. (Modified Nitrile – Type C₂)*.

Temperature Range: -40°F to +250°F (-40°C to +121°C). For water emulsions, etc., see page C8.

Couplings (see crimp manual for specifics):

MegaCrimp® Couplings, pages E13–51.



SPECIFICATIONS

Description	Part No. (Bulk Reel)	Prod. No. (Bulk Reel)	Hose I.D. (In.)	Hose O.D. (In.)	Working Pressure (psi)	Min. Burst Pressure (psi)	Min. Bend Radius (In.)	Bulk Reel Length (Ft.)
4M3KH	70898	4657-2664	1/4	0.47	3,000	12,000	2.0	440
6M3KH	70899	4657-2696	3/8	0.62	3,000	12,000	2.5	330
8M3KH	70953	4657-1360	1/2	0.78	3,000	12,000	3.5	220
10M3KH	70954	4657-1361	5/8	0.98	3,000	12,000	4.0	220
12M3KH	70955	4657-1362	3/4	1.14	3,000	12,000	4.8	220
16M3KH	70907	4657-1363	1	1.56	3,000	12,000	6.0	165

* Hose stock specifications on page C7.



(Meets Flame Resistance Acceptance Designation "MSHA 2G")

Recommended For: High-pressure hydraulic oil lines. Meets or exceeds the requirements of SAE 100R2AT and performance requirements of EN 853.

Tube: Black, oil-resistant synthetic rubber (Nitrile – Type C)*.

Reinforcement: Two braids of high-tensile steel wire.

Cover: Black, oil-resistant synthetic rubber (Hypalon† – Type M)*. Available with unique abrasion-resistant MegaTuff® cover.

Temperature Range: -40°F to +275°F (-40°C to +135°C) constant and +300°F (+149°C) intermittent (up to 10% of operating time). For water emulsions, etc., see page C8.

Couplings (see crimp manual for specifics):

MegaCrimp® Couplings (-20), pages E13–51.

Permanent PC Couplings (-24 and -32), pages E52–68.

Field Attachable "Type T" Couplings, pages E69–76.



SPECIFICATIONS

Description	Part No. (50' Length)	Part No. (Bulk Carton)	Product No. (Bulk Carton)	Hose I.D. (In.)	Hose O.D. (In.)	Working Pressure (psi)	Min. Burst Pressure (psi)	Min. Bend Radius (In.)	Approx. Bulk Carton Length (Ft.)
20G2H	86520	70230	4657-0930	1-1/4	1.87	1,650	6,600	16.5	100
24G2H	86518	70241	4657-0931	1-1/2	2.15	1,300	5,000	20.0	100
32G2H	86519	70242	4657-0932	2	2.65	1,175	4,500	25.0	100

PREPACKAGED CUT LENGTHS

20G2H-X50FT	86520	4657-0925	1-1/4	1.87	1,650	6,600	16.5	50
24G2H-X50FT	86518	4657-0927	1-1/2	2.15	1,300	5,000	20.0	50
32G2H-X50FT	86519	4657-0926	2	2.65	1,175	4,500	25.0	50

MEGATUFF® COVER SPECIFICATIONS

MegaTuff® hose lasts up to 300 times longer than standard hose during hose-to-hose and hose-to-metal abrasion tests per ISO 6945.

20G2H-MTF	—	70897	4657-2573	1-1/4	1.87	1,650	6,600	16.5	100
24G2H-MTF	—	70188	4657-2151	1-1/2	2.15	1,300	5,000	20.0	100
32G2H-MTF	—	70189	4657-2152	2	2.65	1,175	4,500	25.0	100

† Hypalon is a registered trademark of DuPont.

Recommended For: Static pressure, hot oiler applications. Designed specifically to handle the transfer of hot oil at 275°F continuous, 300°F intermittent to clear the paraffin around the casing to help start the flow of oil to the surface.

Tube: Black, oil-resistant synthetic rubber (Nitrile-Type C)

Reinforcement: Two braids of high-tensile steel wire.

Cover: Black, oil and abrasion resistant synthetic rubber (Hypalon -Type M)

Temperature Range: -40°F to +300°F (-40°C to 149°C)

Couplings (see crimp manual for specifics):

Permanent PC Couplings, pages E52–68.

Field Attachable "Type T" Couplings, pages E69–76.



SPECIFICATIONS

Description	Part No. (Bulk Carton)	Product No. (Bulk Carton)	Hose I.D. (In.)	Hose O.D. (In.)	Working Pressure (psi)	Min. Burst Pressure (psi)	Min. Bend Radius (In.)	Approx. Bulk Carton Length (Ft.)
24HO	70860	4657-0063	1-1/2	2.15	2,300	6,900	20.0	120

* Hose stock specifications on page C7.

EQUIPMENT

HOSE/CPLG. SELECTION

TECH. DATA

EXT. & VERY HIGH PRESS. HOSE

GS CPLGS.

PCM CPLGS.

PCS CPLGS.

HIGH & MED. PRESS. HOSE

MEGACRIMP® CPLGS.

PC CPLGS.

FIELD ATTACHABLE CPLGS.

AIR BRAKE HOSE & CPLGS.

MEGATECH® C5 HOSE & CPLGS.

LOW PRESS. HOSE & CPLGS.

C14 HOSE & CPLGS.

POLARSEAL® HOSE & CPLGS.

PWR. STG. HOSE & CPLGS.

THERMO-PLASTIC HOSE & CPLGS.

ADAPTERS

QUICK DISCONNECT CPLGS.

ACCESSORIES & ASSORTMENTS

PART NUMBER INDEXES



G2XH 2-Wire Braid Extreme Heat Hose—SAE 100R2

High Pressure

EQUIPMENT

HOSE/CPLG. SELECTION

TECH. DATA

EXT. & VERY HIGH PRESS. HOSE

GS CPLGS.

PCM CPLGS.

PCS CPLGS.

HIGH & MED. PRESS. HOSE

MEGACRIMP® CPLGS.

PC CPLGS.

FIELD ATTACHABLE CPLGS.

AIR BRAKE HOSE & CPLGS.

MEGATECH® C5 HOSE & CPLGS.

LOW PRESS. HOSE & CPLGS.

C14 HOSE & CPLGS.

POLARSEAL® HOSE & CPLGS.

PWR. STG. HOSE & CPLGS.

THERMO-PLASTIC HOSE & CPLGS.

ADAPTERS

QUICK DISCONNECT CPLGS.

ACCESSORIES & ASSORTMENTS

PART NUMBER INDEXES

(Meets Flame Resistance Acceptance Designation "MSHA 2G")

Recommended For: High-pressure hydraulic applications where pressure or temperature requirements exceed SAE 100R2AT Type S and EN853 2SN or where resistance to either petroleum-base or phosphate ester fluids is required.

Tube: Black, oil and chemical resistant synthetic rubber. (CPE)

Reinforcement: Two braids of high-tensile steel wire.

Cover: Blue, oil and abrasion resistant thin synthetic rubber. (CSM) Flame resistance - U.S. MSHA 2G

Temperature Range: Petroleum based fluids: -40°F to +300°F. Phosphate ester fluids as recommended by the fluid manufacturer, but within a range of -40°F to +212°F. For water emulsions: Max. +225°F Pressure lines, Max. +180°F Return lines.

Couplings (see crimp manual for specifics):

MegaCrimp® Couplings, pages E13-51.



SPECIFICATIONS

Description	Part No. (50' Length)	Part No. (Bulk Reel)	Product No. (Bulk Reel)	Hose I.D. (In.)	Hose O.D. (In.)	Working Pressure (psi)	Min. Burst Pressure (psi)	Min. Bend Radius (In.)	Bulk Reel Length (Ft.)
4G2XH	85798	70966	4657-2541	1/4	.58	6,000	24,000	4.0	550
6G2XH	85799	70967	4657-2542	3/8	.73	5,000	20,000	5.0	550
8G2XH	85800	70968	4657-2543	1/2	.86	4,250	17,000	7.0	330
10G2XH	85801	70803	4657-2544	5/8	.98	3,625	14,500	8.0	220
12G2XH	85802	70909	4657-2545	3/4	1.14	3,100	12,400	9.5	220
16G2XH	85803	70878	4657-2546	1	1.48	2,500	10,000	12.0	165

J2AT 2-Wire Braid Jack Hose

High Pressure

(Meets Flame Resistance Acceptance Designation "MSHA 2G")

Recommended For: Hydraulic jack applications. Meets Material Handling Institute specification IJ 100 for hydraulic hose and assemblies used with jacking systems.

Tube: Black, oil resistant, synthetic rubber (Nitrile – Type C)*.

Reinforcement: Two braids of high tensile steel wire.

Cover: Black, oil and abrasion resistant synthetic rubber (Modified Nitrile – Type C)*. Available with unique abrasion-resistant MegaTuff® cover.

Temperature Range: -40°F to +120°F (-40°C to +49°C).

Couplings (see crimp manual for specifics):

Use MegaCrimp® Male Pipe Long Nose Couplings on jack end of assembly for engagement, page E13.



SPECIFICATIONS

Description	Part No. (50' Length)	Part No. (Bulk Reel)	Product No. (Bulk Reel)	Hose I.D. (In.)	Hose O.D. (In.)	Working Pressure (psi) (static only)*	Min. Burst Pressure (psi)	Min. Bend Radius (In.)	Bulk Reel Length (Ft.)
4J2AT	85650	70800	4657-1400	1/4	0.58	10,000	20,000	4.0	350
6J2AT	85651	70801	4657-1404	3/8	0.74	10,000	20,000	5.0	330

MEGATUFF® COVER SPECIFICATIONS

MegaTuff® hose lasts up to 300 times longer than standard hose during hose-to-hose and hose-to-metal abrasion tests per ISO 6945.

4J2AT-MTF	—	70469	4657-1188	1/4	0.58	10,000	20,000	4.0	350
6J2AT-MTF	—	70471	4657-1189	3/8	0.74	10,000	20,000	5.0	330

* Static (non-impulse) pressure rating for hydraulic jack applications only.

* Hose stock specifications on page C7.



(Meets Flame Resistance Acceptance Designation "MSHA 2G")

Recommended For: Medium pressure hydraulic lines. Meets or exceeds the requirements of SAE 100R1 Type AT and SAE 100R1 Type S and performance requirements of EN 853 1SN.

Tube: Black, oil-resistant synthetic rubber (Nitrile – Type C)*.

Reinforcement: One braid of high-tensile steel wire.

Cover: Black, oil and abrasion-resistant synthetic rubber (Modified Nitrile – Type C)*.

Temperature Range: -40°F to +212°F (-40°C to +100°C). For water emulsions, etc., see page C8.

Couplings (see crimp manual for specifics):

MegaCrimp® Couplings (except -3, -24 and -32), pages E13–51.
Permanent PC Couplings (-3, -24 and -32), pages E52–68.
Field Attachable "Type T" Couplings, pages E69–76.



SPECIFICATIONS

Description	Part No. (50' Length)	Part No. (100' Length Reel [®])	Part No. (Bulk Reel)	Product No. (Bulk Reel)	Hose I.D. (In.)	Hose O.D. (In.)	Working Pressure (psi)	Min. Burst Pressure (psi)	Min. Ben Radius (In.)	Bulk Reel Length (Ft.)
3G1	—	—	70611	4657-0599	3/16	0.47	3,625	14,500	3.0	440
4G1	86611	—	70600	4657-0120	1/4	0.53	3,275	13,100	4.0	440
5G1	—	—	70970	4657-0116	5/16	0.59	3,125	12,500	4.5	350
6G1	86612	86631	70601	4657-0121	3/8	0.69	2,600	10,400	5.0	385
8G1	86613	86633	70602	4657-0122	1/2	0.82	2,325	9,300	7.0	330
10G1	—	—	70612	4657-0115	5/8	0.94	1,900	7,600	8.0	220
12G1	86614	—	70603	4657-0123	3/4	1.10	1,525	6,100	9.0	220
16G1	86615	—	70604	4657-0124	1	1.41	1,275	5,100	12.0	165
20G1	—	—	70971	4657-0646	1-1/4	1.71	925	3,700	16.0	120
24G1	—	—	70278	4657-2489	1-1/2	1.96	725	2,900	20.0	120
32G1	—	—	70279	4657-2490	2	2.52	600	2,700	25.0	120

[®]Not necessarily one continuous length.

G1H High-Temp 1-Wire Braid Hose —SAE 100R1 Type AT

(Meets Flame Resistance Acceptance Designation "MSHA 2G")

Recommended For: Medium pressure hydraulic oil lines. Meets or exceeds requirements of SAE 100R1 Type AT.

Tube: Black, oil resistant, synthetic rubber (Nitrile – Type C)*.

Reinforcement: One braid of high tensile steel wire.

Cover: Black, oil and abrasion resistant synthetic rubber (Hypalon† – Type M).

Temperature Range: -40°F to +275°F (-40°C to +135°C) constant and +300°F (+149°C) intermittent (up to 10% of operating time). For water emulsions, etc., see page C8.

Couplings (see crimp manual for specifics):

MegaCrimp® Couplings (except -24 and -32), pages E13–51.
Permanent PC Couplings (-24 and -32), pages E52–68.



SPECIFICATIONS

Description	Part No. (50' Length)	Part No. (Bulk Carton)	Product No. (Bulk Reel)	Hose I.D. (In.)	Hose O.D. (In.)	Working Pressure (psi)	Min. Burst Pressure (psi)	Min. Bend Radius (In.)	Bulk Reel Length (Ft.)
4G1H	85922	70206	4657-2175	1/4	0.53	2,750	11,000	4.0	440
6G1H	85923	70207	4657-2176	3/8	0.69	2,250	9,000	5.0	385
8G1H	85924	70208	4657-2177	1/2	0.82	2,000	8,000	7.0	330
10G1H	85925	70214	4657-2178	5/8	0.94	1,500	6,000	8.0	220
12G1H	85938	70209	4657-2179	3/4	1.10	1,250	5,000	9.5	220
16G1H	85934	70210	4657-2180	1	1.41	1,000	4,000	12.0	165
20G1H	85935	70211	4657-0940	1-1/4	1.72	625	2,500	16.0	120
24G1H	85936	70212	4657-0934	1-1/2	1.96	725	2,900	20.0	120
32G1H	85937	70213	4657-0935	2	2.52	600	2,400	25.0	120

† Hypalon is a registered trademark of DuPont.

* Hose stock specifications on page C7.

EQUIPMENT

HOSE/CPLG. SELECTION

TECH. DATA

EXT. & VERY HIGH PRESS. HOSE

GS CPLGS.

PCM CPLGS.

PCS CPLGS.

HIGH & MED. PRESS. HOSE

MEGACRIMP® CPLGS.

PC CPLGS.

FIELD ATTACHABLE CPLGS.

AIR BRAKE HOSE & CPLGS.

MEGATECH® C5 HOSE & CPLGS.

LOW PRESS. HOSE & CPLGS.

C14 HOSE & CPLGS.

POLARSEAL® HOSE & CPLGS.

PWR. STG. HOSE & CPLGS.

THERMO-PLASTIC HOSE & CPLGS.

ADAPTERS

QUICK DISCONNECT CPLGS.

ACCESSORIES & ASSORTMENTS

PART NUMBER INDEXES



RFS Red Fire Suppressant Hose

Medium Pressure

EQUIPMENT

(Meets Flame Resistance Acceptance Designation "MSHA 2G")

HOSE/CPLG. SELECTION

Recommended For: Low-pressure powder fire suppressant applications on mining, forestry and fire fighting equipment. The red cover is for easy visual identification in these applications. Meets performance requirements 100R Type S.

Couplings (see crimp manual for specifics):

MegaCrimp® Couplings, pages E13–51.
Permanent PC Couplings, pages E52–68.

TECH. DATA

Tube: Black, oil-resistant synthetic rubber (Nitrile – Type C)*.

Reinforcement: One braid of high-tensile steel wire.

Cover: Red, oil and abrasion resistant (Modified Nitrile – Type C₂)*.

Temperature Range: -40°F to +212°F (-40°C to +100°C).

For water emulsions, etc., see page C8.

EXT. & VERY HIGH PRESS. HOSE



GS CPLGS.

PCM CPLGS.

SPECIFICATIONS

Description	Part No. (Bulk Reel)	Product No. Carton	Hose I.D. (In.)	Hose O.D. (In.)	Working Pressure (psi)	Min. Burst Pressure (psi)	Min. Bend Radius (In.)	Bulk Reel Length Ft.
3RFS	H24100-03F	4657-2145	3/16	0.45	3,000	12,000	3.0	440
4RFS	H24100-04F	4657-3314	1/4	0.53	2,750	11,000	4.0	440
6RFS	H24100-06F	4657-3313	3/8	0.68	2,250	9,000	5.0	300
8RFS	H24100-08F	4657-3315	1/2	0.80	2,000	8,000	7.0	330
12RFS	H24100-12F	4657-3316	3/4	1.09	1,250	5,000	9.5	300
16RFS	H24100-16F	4657-2155	1	1.41	1,000	4,000	12.0	165

PCS CPLGS.

HIGH & MED. PRESS. HOSE

MEGACRIMP® CPLGS.

PC CPLGS.

FIELD ATTACHABLE CPLGS.

AIR BRAKE HOSE & CPLGS.

MEGATECH® C5 HOSE & CPLGS.

LOW PRESS. HOSE & CPLGS.

C14 HOSE & CPLGS.

POLARSEAL® HOSE & CPLGS.

PWR. STG. HOSE & CPLGS.

THERMO-PLASTIC HOSE & CPLGS.

ADAPTERS

QUICK DISCONNECT CPLGS.

ACCESSORIES & ASSORTMENTS

PART NUMBER INDEXES

G3H High-Temp 2-Fiber Braid Hose—SAE 100R3

Medium Pressure

(Meets Flame Resistance Acceptance Designation "U.S. MSHA 2G")

Recommended For: Hydraulic oil lines, anti-freeze solutions or water. Meets or exceeds requirements of SAE 100R3.

Couplings (see crimp manual for specifics):

Permanent PC Couplings, pages E52–68.

Tube: Black, synthetic rubber (Nitrile – Type C)*.

Reinforcement: Two fiber braids.

Cover: Black, oil and abrasion resistant, synthetic rubber (Neoprene – Type A)*.

Temperature Range: For hydraulic oil lines -40°F to +275°F (-40°C to +135°C) constant and +300°F (+149°C) intermittent (up to 10% of operating time). For water emulsions, etc., see page C8.



SPECIFICATIONS

Description	Part No. (25' Length)	Part No. (Bulk Carton)	Product No. (Bulk Carton)	Hose I.D. (In.)	Hose O.D. (In.)	Working Pressure (psi)	Min. Burst Pressure (psi)	Min. Bend Radius (In.)	Vacuum (In. Hg)	Approx. Bulk Carton Length (Ft.)
4G3H	85951	70127	3319-0088	1/4	0.56	1,250	5,000	3.0	28	455
5G3H	85950	70745	3319-4287	5/16	0.66	1,200	4,750	3.5	28	330
6G3H	85952	70128	3319-0087	3/8	0.75	1,125	4,500	4.0	28	300
8G3H	85953	70126	3319-0090	1/2	0.94	1,000	4,000	5.0	28	225
10G3H	–	70421	3319-4288	5/8	1.10	875	3,500	5.5	28	200
12G3H	85954	70119	3319-0091	3/4	1.25	750	3,000	6.0	28	160
16G3H	85955	70120	3319-0092	1	1.50	565	2,250	8.0	20	100
20G3H	85956	70121	3319-0071	1-1/4	1.75	375	1,500	10.0	15	80
24G3H	85957	70422	3319-4289	1-1/2	1.94	300	1,200	12.0	10	120

* Hose stock specifications on page C7.



Recommended For: Hydraulic oil lines, heavy-duty transmission oil cooler lines and glycol anti-freeze solutions. Meets or exceeds requirements of SAE 100R6.

Tube: Black, specially compounded, synthetic rubber (Nitrile – Type C)*.

Reinforcement: One fiber braid.

Cover: Black, oil and abrasion resistant, synthetic rubber (Neoprene – Type A)*.

Temperature Range: For hydraulic oil lines -40°F to +275°F (-40°C to +135°C) constant and +300°F (+149°C) intermittent (up to 10% of operating time). For water emulsions, etc., see page C8.

Couplings (see crimp manual for specifics):

MegaCrimp® Couplings (except -3), pages E13–51.

Permanent PC Couplings (-3), pages E52–68.

GLP Couplings (except -3 and -5), pages G16–18.



SPECIFICATIONS

Length Description	Part No. (50' Length)	Part No. (Bulk Carton)	Product No. (Bulk Carton)	Hose I.D. (In.)	Hose O.D. (In.)	Working Pressure (psi)	Min. Burst Pressure (psi)	Min. Bend Radius (In.)	Vacuum (In. Hg)	Approx. Bulk Carto (Ft.)
3GTH	—	70106	3319-3301	3/16	0.44	500	2,000	2.0	28	715
4GTH	—	70107	3319-3305	1/4	0.50	400	1,600	2.5	28	550
5GTH	86687	70105*	3319-3310	5/16	0.56	400	1,600	3.0	28	500
6GTH	86688	70129*	3319-3315	3/8	0.63	400	1,600	3.0	28	550
8GTH	86618	70131*	3319-3320	1/2	0.78	400	1,600	4.0	18	280
10GTH	86695*	70111	3319-3325	5/8	0.91	350	1,400	5.0	15	250
12GTH	—	70130	3319-3335	3/4	1.06	300	1,200	5.5	15	250
16GTH	—	70746	3319-3345	1	1.13	250	1,000	8.0	10	165

*25' Length

*250' Bulk Reel Lengths

Recommended For: Pilot lines, pressure return lines, 500 psi or less pressure applications.

Tube: Black, oil-resistant synthetic rubber (NBR).

Reinforcement: One braid of high-tensile steel wire.

Cover: Black, oil and abrasion resistant, synthetic rubber, flame resistance U.S. MSHA 2G.

Temperature Range: -40°F to +212°F (-40°C to +100°C).

Couplings (see crimp manual for specifics):

MegaCrimp® Couplings, pages E13–51.

GLP Couplings, pages G16–18.



SPECIFICATIONS

Description	Part No. (50' Length)	Part No. (Bulk Reel)	Product No. (Bulk Reel)	Hose I.D. (In.)	Hose O.D. (In.)	Working Pressure (psi)	Min. Burst Pressure (psi)	Min. Bend Radius (In.)	Wt. Per 100 (Ft.) (Lbs.)	Approx. Bulk Carton Length (Ft.)
4M500	85542	70747	4657-8027	1/4	.480	500	2,000	2.00	11	440
6M500	85543	70748	4657-8028	3/8	.630	500	2,000	2.50	18	330
8M500	85544	70749	4657-8029	1/2	.760	500	2,000	3.50	23	220
10M500	85545	70752	4657-8030	5/8	.925	500	2,000	4.00	31	220
12M500	85546	70770	4657-8031	3/4	1.085	500	2,000	4.75	40	220
16M500	85547	70974	4657-8032	1	1.395	500	2,000	6.00	58	165

SPECIFICATIONS

Description	Part No. (Bulk Reel)	Product No. (Bulk Reel)	Hose I.D. (In.)	Hose O.D. (In.)	Working Pressure (psi)	Min. Burst Pressure (psi)	Min. Bend Radius (In.)	Wt. Per 100 (Ft.) (Lbs.)	Approx. Bulk Carton Length (Ft.)
4M500-XTF	70979	4657-8033	1/4	.480	500	2,000	2.00	11	440
6M500-XTF	70980	4657-8034	3/8	.630	500	2,000	2.50	18	330
8M500-XTF	70981	4657-8035	1/2	.760	500	2,000	3.50	23	220
10M500-XTF	70982	657-8036	5/8	.925	500	2,000	4.00	31	220
12M500-XTF	70983	4657-8037	3/4	1.085	500	2,000	4.75	40	220
16M500-XTF	70984	4657-8038	1	1.395	500	2,000	6.00	58	165

SPECIFICATIONS

Description	Part No. (Bulk Reel)	Product No. (Bulk Reel)	Hose I.D. (In.)	Hose O.D. (In.)	Working Pressure (psi)	Min. Burst Pressure (psi)	Min. Bend Radius (In.)	Wt. Per 100 (Ft.) (Lbs.)	Approx. Bulk Carton Length (Ft.)
4M500-MTF	70985	4657-8039	1/4	.480	500	2,000	2.00	11	440
6M500-MTF	70986	4657-8040	3/8	.630	500	2,000	2.50	18	330
8M500-MTF	70987	4657-8041	1/2	.760	500	2,000	3.50	23	220

* Hose stock specifications on page C7.



EQUIPMENT

HOSE/CPLG. SELECTION

TECH. DATA

EXT. & VERY HIGH PRESS. HOSE

GS CPLGS.

PCM CPLGS.

PCS CPLGS.

HIGH & MED. PRESS. HOSE

MEGACRIMP® CPLGS.

PC CPLGS.

FIELD ATTACHABLE CPLGS.

AIR BRAKE HOSE & CPLGS.

MEGATECH® C5 HOSE & CPLGS.

LOW PRESS. HOSE & CPLGS.

C14 HOSE & CPLGS.

POLARSEAL® HOSE & CPLGS.

PWR. STG. HOSE & CPLGS.

THERMO-PLASTIC HOSE & CPLGS.

ADAPTERS

QUICK DISCONNECT CPLGS.

ACCESSORIES & ASSORTMENTS

PART NUMBER INDEXES



Recommended For: Hydraulic oil lines, heavy-duty transmission oil cooler lines and glycol anti-freeze solutions. Meets or exceeds requirements of SAE 100R6.

Tube: Black, specially compounded, synthetic rubber (Nitrile – Type C)*.

Reinforcement: One fiber braid.

Cover: Black, oil and abrasion resistant, synthetic rubber (Neoprene – Type A)*.

Temperature Range: For hydraulic oil lines -40°F to +275°F (-40°C to +135°C) constant and +300°F (+149°C) intermittent (up to 10% of operating time). For water emulsions, etc., see page C8.

Couplings (see crimp manual for specifics):

- MegaCrimp® Couplings (except -3), pages E13–51.
- Permanent PC Couplings (-3), pages E52–68.
- GLP Couplings (except -3 and -5), pages G16–18.



SPECIFICATIONS

Length Description	Part No. (50' Length)	Part No. (Bulk Carton)	Product No. (Bulk Carton)	Hose I.D. (In.)	Hose O.D. (In.)	Working Pressure (psi)	Min. Burst Pressure (psi)	Min. Bend Radius (In.)	Vacuum (In. Hg)	Approx. Bulk Carton (Ft.)
3GTH	—	70106	3319-3301	3/16	0.44	500	2,000	2.0	28	715
4GTH	—	70107	3319-3305	1/4	0.50	400	1,600	2.5	28	550
5GTH	86687	70105 ^o	3319-3310	5/16	0.56	400	1,600	3.0	28	500
6GTH	86688	70129 ^o	3319-3315	3/8	0.63	400	1,600	3.0	28	550
8GTH	86618	70131 ^o	3319-3320	1/2	0.78	400	1,600	4.0	18	280
10GTH	86695 ^o	70111	3319-3325	5/8	0.91	350	1,400	5.0	15	250
12GTH	—	70130	3319-3335	3/4	1.06	300	1,200	5.5	15	250
16GTH	—	70746	3319-3345	1	1.13	250	1,000	8.0	10	165

^o25' Length

^o250' Bulk Reel Lengths

Recommended For: Pilot lines, pressure return lines, 500 psi or less pressure applications.

Tube: Black, oil-resistant synthetic rubber (NBR).

Reinforcement: One braid of high-tensile steel wire.

Cover: Black, oil and abrasion resistant, synthetic rubber, flame resistance U.S. MSHA 2G.

Temperature Range: -40°F to +212°F (-40°C to +100°C).

Couplings (see crimp manual for specifics):

- MegaCrimp® Couplings, pages E13–51.
- GLP Couplings, pages G16–18.



SPECIFICATIONS

Description	Part No. (Bulk Reel)	Product No. (Bulk Reel)	Hose I.D. (In.)	Hose O.D. (In.)	Working Pressure (psi)	Min. Burst Pressure (psi)	Min. Bend Radius (In.)	Wt. Per 100 (Ft.) (Lbs.)	Approx. Bulk Carton Length (Ft.)
4M500	70747	4657-8027	1/4	.480	500	2,000	2.00	11	440
6M500	70748	4657-8028	3/8	.630	500	2,000	2.50	18	330
8M500	70749	4657-8029	1/2	.760	500	2,000	3.50	23	220
10M500	70752	4657-8030	5/8	.925	500	2,000	4.00	31	220
12M500	70770	4657-8031	3/4	1.085	500	2,000	4.75	40	220
16M500	70974	4657-8032	1	1.395	500	2,000	6.00	58	165

SPECIFICATIONS

Description	Part No. (Bulk Reel)	Product No. (Bulk Reel)	Hose I.D. (In.)	Hose O.D. (In.)	Working Pressure (psi)	Min. Burst Pressure (psi)	Min. Bend Radius (In.)	Wt. Per 100 (Ft.) (Lbs.)	Approx. Bulk Carton Length (Ft.)
4M500-XTF	70979	4657-8033	1/4	.480	500	2,000	2.00	11	440
6M500-XTF	70980	4657-8034	3/8	.630	500	2,000	2.50	18	330
8M500-XTF	70981	4657-8035	1/2	.760	500	2,000	3.50	23	220
10M500-XTF	70982	657-8036	5/8	.925	500	2,000	4.00	31	220
12M500-XTF	70983	4657-8037	3/4	1.085	500	2,000	4.75	40	220
16M500-XTF	70984	4657-8038	1	1.395	500	2,000	6.00	58	165

SPECIFICATIONS

Description	Part No. (Bulk Reel)	Product No. (Bulk Reel)	Hose I.D. (In.)	Hose O.D. (In.)	Working Pressure (psi)	Min. Burst Pressure (psi)	Min. Bend Radius (In.)	Wt. Per 100 (Ft.) (Lbs.)	Approx. Bulk Carton Length (Ft.)
4M500-MTF	70985	4657-8039	1/4	.480	500	2,000	2.00	11	440
6M500-MTF	70986	4657-8040	3/8	.630	500	2,000	2.50	18	330
8M500-MTF	70987	4657-8041	1/2	.760	500	2,000	3.50	23	220

* Hose stock specifications on page C7.



EQUIPMENT

HOSE/CPLG. SELECTION

TECH. DATA

EXT. & VERY HIGH PRESS. HOSE

GS CPLGS.

PCM CPLGS.

PCS CPLGS.

HIGH & MED. PRESS. HOSE

MEGACRIMP® CPLGS.

PC CPLGS.

FIELD ATTACHABLE CPLGS.

AIR BRAKE HOSE & CPLGS.

MEGATECH™ C5 HOSE & CPLGS.

LOW PRESS. HOSE & CPLGS.

C14 HOSE & CPLGS.

POLARSEAL® HOSE & CPLGS.

PWR. STG. HOSE & CPLGS.

THERMO-PLASTIC HOSE & CPLGS.

ADAPTERS

QUICK DISCONNECT CPLGS.

ACCESSORIES & ASSORTMENTS

PART NUMBER INDEXES

PowerClean™ Hose



EQUIPMENT

HOSE/CPLG. SELECTION

TECH. DATA

EXT. & VERY HIGH PRESS. HOSE

GS CPLGS.

PCM CPLGS.

PCS CPLGS.

HIGH & MED. PRESS. HOSE

MEGACRIMP® CPLGS.

PC CPLGS.

FIELD ATTACHABLE CPLGS.

AIR BRAKE HOSE & CPLGS.

MEGATECH® C5 HOSE & CPLGS.

LOW PRESS. HOSE & CPLGS.

C14 HOSE & CPLGS.

POLARSEAL® HOSE & CPLGS.

PWR. STG. HOSE & CPLGS.

THERMO-PLASTIC HOSE & CPLGS.

ADAPTERS

QUICK DISCONNECT CPLGS.

ACCESSORIES & ASSORTMENTS

PART NUMBER INDEXES

Recommended For: Use on hot or cold water, high-pressure cleaning equipment. In 300' reels and 50' boxes.

Tube: Synthetic rubber specially compounded to handle high-pressure water service.

Reinforcement: High tensile steel one- or two-wire braid.

Cover: Specially compounded to handle pressure washer environment.

Temperature Range: -40°F to +250°F (-40°C to +121°C).

Couplings (see crimp manual for specifics):

MegaCrimp® Couplings, pages E13-51.



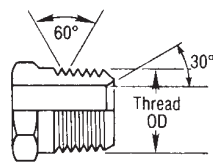
SPECIFICATIONS

Description	Part No. (50' Length)	Part No. (Bulk Reel)	Product No. (Bulk Reel)	Hose I.D. (In.)	Hose O.D. (In.)	Working Pressure (psi)	Min. Bend Radius (In.)	Bulk Reel Length (Ft.)
4PC3500	85720	70840	4657-2400	1/4	0.53	3,500	4.0	300
4PC6000	85721	70841	4657-2410	1/4	0.59	6,000	4.0	300
6PC3000	85722	70842	4657-2402	3/8	0.68	3,000	5.0	300
6PC3000 Blue	85723	70843	4657-2404	3/8	0.68	3,000	5.0	300
6PC3000 Yellow	85698	70848	4657-2417	3/8	0.68	3,000	5.0	300
6PC4000	85724	70844	4657-2225	3/8	0.68	4,000	5.0	300
6PC5000	85725	70845	4657-2407	3/8	0.74	5,000	5.0	300
8PC2500	85726	70846	4657-2408	1/2	0.80	2,500	7.0	300
8PC4000	85727	70847	4657-2426	1/2	0.86	4,000	7.0	300

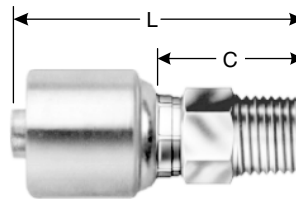
NOTE: Not recommended for steam hose.



Male Pipe (NPTF – 30° Cone Seat)



NPTF Solid Male (MP)

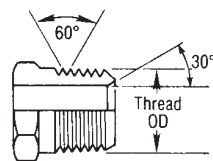


H1

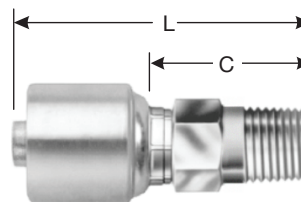
Descr	#		↔		🌀	H1	L		C	
			"	mm		"	"	mm	"	mm
4G-2MP	G25100-0402	7100-10025	1/4	6.4	1/8-27	1/2	1.97	50.0	0.94	24.0
4G-4MP	G25100-0404	7100-10035	1/4	6.4	1/4-18	9/16	2.17	55.0	1.14	29.0
4G-6MP	G25100-0406	7100-10045	1/4	6.4	3/8-18	11/16	2.17	55.0	1.14	29.0
4G-8MP	G25100-0408	7100-10055	1/4	6.4	1/2-14	7/8	2.44	62.0	1.42	36.0
5G-4MP	G25100-0504	7100-00065	5/16	7.9	1/4-18	5/8	2.28	58.0	1.18	30.0
6G-4MP	G25100-0604	7100-10075	3/8	9.5	1/4-18	5/8	2.32	59.0	1.22	31.1
6G-6MP	G25100-0606	7100-10085	3/8	9.5	3/8-18	11/16	2.32	59.0	1.22	31.1
6G-8MP	G25100-0608	7100-10095	3/8	9.5	1/2-14	7/8	2.52	64.0	1.42	36.1
8G-6MP	G25100-0806	7100-00105	1/2	12.7	3/8-18	13/16	2.72	69.0	1.24	31.5
8G-8MP	G25100-0808	7100-00115	1/2	12.7	1/2-14	7/8	2.78	73.0	1.40	35.5
8G-12MP	G25100-0812	7100-00125	1/2	12.7	3/4-14	1 1/16	2.95	75.0	1.48	37.5
10G-8MP	G25100-1008	7100-00225	5/8	15.8	1/2-14	15/16	2.95	75.0	1.48	37.5
10G-12MP	G25100-1012	7100-00235	5/8	15.8	3/4-14	1 1/16	2.89	73.5	1.42	36.0
12G-8MP	G25100-1208	7100-00155	3/4	19.0	1/2-14	1 1/16	3.46	88.0	1.46	37.0
12G-12MP	G25100-1212	7100-00165	3/4	19.0	3/4-14	1 1/16	3.46	88.0	1.46	37.0
12G-16MP	G25100-1216	7100-00175	3/4	19.0	1-11 1/2	1 3/8	3.78	96.0	1.77	45.0
16G-12MP	G25100-1612	7100-00195	1	25.4	3/4-14	1 3/8	3.94	100.0	1.70	43.2
16G-16MP	G25100-1616	7100-00205	1	25.4	1-11 1/2	1 3/8	4.11	104.5	1.88	47.7
20G-20MP	G25100-2020	7100-00215	1 1/4	31.7	1 1/4-11 1/2	1 3/4	4.45	113.0	2.13	54.0

Male Pipe Long Nose

For use with J2AT Jack Hose and special high-pressure applications.



NPTF Solid Male (MP)




H1

Descr	#		↔		🌀	H1	L		C	
			"	mm		"	"	mm	"	mm
4G-4MPLN	G25101-0404	7100-16615	1/4	6.4	1/4-18	9/16	2.56	65.0	1.54	39.0
4G-6MPLN	G25101-0406	7100-16625	1/4	6.4	3/8-18	11/16	2.56	65.0	1.54	39.0
6G-4MPLN	G25101-0604	7100-16645	3/8	9.5	1/4-18	5/8	2.72	69.0	1.62	41.1
6G-6MPLN	G25101-0606	7100-16635	3/8	9.5	3/8-18	11/16	2.72	69.0	1.62	41.1

- EQUIPMENT
- HOSE/CPLG. SELECTION
- TECH. DATA
- EXT. & VERY HIGH PRESS. HOSE
- GS CPLGS.
- PCM CPLGS.
- PCS CPLGS.
- HIGH & MED. PRESS. HOSE
- MEGACRIMP® CPLGS.
- PC CPLGS.
- FIELD ATTACHABLE CPLGS.
- AIR BRAKE HOSE & CPLGS.
- MEGATECH™ C5 HOSE & CPLGS.
- LOW PRESS. HOSE & CPLGS.
- C14 HOSE & CPLGS.
- POLARSEAL® HOSE & CPLGS.
- PWR. STG. HOSE & CPLGS.
- THERMO-PLASTIC HOSE & CPLGS.
- ADAPTERS
- QUICK DISCONNECT CPLGS.
- ACCESSORIES & ASSORTMENTS
- PART NUMBER INDEXES



Male Pipe Swivel (NPTF – Without 30° Cone Seat)




NPTF Solid Male (MP)

NOT TO BE USED AS A LIVE SWIVEL

Descr	#		↔		🌀	H1	H2	L		C	
			"	mm		"	"	"	mm	"	mm
4G-2MPX	G25105-0402	7100-10245	1/4	6.4	1/8-27	1/2	1/2	2.39	60.8	1.37	34.8
4G-4MPX	G25105-0404	7100-10255	1/4	6.4	1/4-18	1/2	11/16	2.61	66.3	1.58	40.2
4G-6MPX	G25105-0406	7100-10265	1/4	6.4	3/8-18	5/8	7/8	2.74	69.5	1.71	43.5
4G-8MPX	G25105-0408	7100-10275	1/4	6.4	1/2-14	3/4	1	2.97	75.4	1.94	49.4
6G-4MPX	G25105-0604	7100-10285	3/8	9.5	1/4-18	5/8	7/8	2.87	72.8	1.77	44.9
6G-6MPX	G25105-0606	7100-10295	3/8	9.5	3/8-18	5/8	7/8	2.81	71.5	1.72	43.6
6G-8MPX	G25105-0608	7100-10305	3/8	9.5	1/2-14	3/4	1	3.05	77.5	1.95	49.5
8G-6MPX	G25105-0806	7100-00315	1/2	12.7	3/8-18	13/16	7/8	3.23	82.0	1.76	44.6
8G-8MPX	G25105-0808	7100-00325	1/2	12.7	1/2-14	13/16	1	3.42	86.9	1.94	49.4
10G-12MPX	G25105-1012	7100-00335	5/8	15.9	3/4-14	1 1/16	1 5/16	3.48	88.5	2.01	51.1
12G-8MPX	G25105-1208	7100-00345	3/4	19.1	1/2-14	1 1/16	1	3.97	100.9	1.96	49.9
12G-12MPX	G25105-1212	7100-00355	3/4	19.1	3/4-14	1 1/16	1 5/16	4.02	102.0	2.01	51.0
16G-16MPX	G25105-1616	7100-00365	1	25.4	1-11 1/2	1 3/8	1 5/8	4.73	120.2	2.50	63.4

Male Pipe Swivel – 90° Block (NPTF – Without 30° Cone)



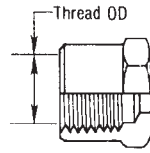
NPTF Solid Male (MP)

NOT TO BE USED AS A LIVE SWIVEL

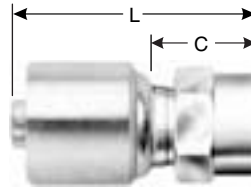
Descr	#		↔		🌀	H1	H2	T		L		C	
			"	mm		"	"	"	mm	"	mm	"	mm
4G-2MPX90	G25106-0402	7100-10365	1/4	6.4	1/8-27	11/16	1/2	1.20	30.5	2.12	53.9	0.72	18.4
4G-4MPX90	G25106-0404	7100-10375	1/4	6.4	1/4-18	11/16	11/16	1.63	41.3	1.75	44.5	0.72	18.4
4G-6MPX90	G25106-0406	7100-10385	1/4	6.4	3/8-18	11/16	7/8	1.73	43.9	1.82	46.3	0.80	20.2
6G-4MPX90	G25106-0604	7100-10395	3/8	9.5	1/4-18	3/4	11/16	1.66	42.1	1.95	49.6	0.85	21.7
6G-6MPX90	G25106-0606	7100-10405	3/8	9.5	3/8-18	3/4	7/8	1.76	44.8	1.95	49.6	0.85	21.7
6G-8MPX90	G25106-0608	7100-10415	3/8	9.5	1/2-14	3/4	1	1.93	49.1	1.96	49.7	0.85	21.7
6G-8MPX90 [†]	G25107-0608	7100-00445	3/8	9.5	1/2-14	3/4	1	1.93	49.1	3.04	77.3	1.94	49.3
8G-6MPX90	G25106-0806	7100-07135	1/2	12.7	3/8-18	1	7/8	1.89	48.0	2.55	64.7	1.07	27.2
8G-8MPX90	G25106-0808	7100-00425	1/2	12.7	1/2-14	1	1	2.06	52.3	2.55	64.7	1.07	27.2
8G-8MPX90 [†]	G25107-0808	7100-00455	1/2	12.7	1/2-14	1	1	2.06	52.3	3.76	95.5	1.80	45.6
12G-12MPX90	G25106-1212	7100-00435	3/4	19.1	3/4-14	1 3/8	1 5/16	2.30	58.4	3.18	80.7	1.17	29.7
12G-12MPX90 [†]	G25107-1212	7100-00475	3/4	19.1	3/4-14	1 3/8	1 5/16	2.30	58.4	3.93	99.7	1.92	48.7

[†]These couplings have a longer reach (L dimension) to accommodate the OmniCrimp® 21 crimper.

Female Pipe (NPTF – Without 30° Cone Seat)



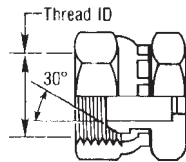
NPTF or NPSF
Solid Female (FP)



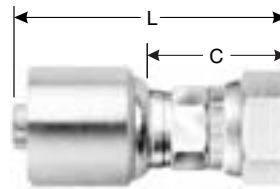
H1

Descr	#		⌀		🌀	H1		L		C	
			"	mm		"	mm	"	mm	"	mm
4G-2FP	G25110-0402	7100-10485	1/4	6.4	1/8-27	9/16	1.74	44.3	0.72	18.3	
4G-4FP	G25110-0404	7100-10495	1/4	6.4	1/4-18	11/16	1.99	50.5	0.96	24.5	
4G-6FP	G25110-0406	7100-10505	1/4	6.4	3/8-18	13/16	1.99	50.5	0.96	24.5	
6G-4FP	G25110-0604	7100-10515	3/8	9.5	1/4-18	11/16	2.01	51.0	0.91	23.1	
6G-6FP	G25110-0606	7100-10525	3/8	9.5	3/8-18	13/16	2.07	52.5	0.97	24.6	
6G-8FP	G25110-0608	7100-10535	3/8	9.5	1/2-14	1	2.25	57.1	1.15	29.2	
8G-6FP	G25110-0806	7100-00545	1/2	12.7	3/8-18	13/16	2.46	62.5	0.98	25.0	
8G-8FP	G25110-0808	7100-00555	1/2	12.7	1/2-14	1	2.64	67.0	1.16	29.5	
12G-12FP	G25110-1212	7100-00565	3/4	19.0	3/4-14	1 1/4	3.23	82.0	1.22	31.0	

Female Pipe Swivel (NPSM – 30° Cone Seat)



NPSM Swivel
Female (FPX)



H1

H2

Descr	#		⌀		🌀	H1	H2	L		C	
			"	mm		"	"	"	mm	"	mm
4G-4FPX	G25111-0404	7100-10575	1/4	6.4	1/4-18	1/2	11/16	2.24	57.0	1.22	30.9
6G-6FPX	G25111-0606	7100-10585	3/8	9.5	3/8-18	5/8	7/8	2.37	60.2	1.27	32.3
8G-8FPX	G25111-0808	7100-00595	1/2	12.7	1/2-14	13/16	1	2.81	71.4	1.33	33.9
12G-12FPX	G25111-1212	7100-00605	3/4	19.0	3/4-14	1 1/16	1 1/4	3.72	94.4	1.71	43.4
16G-16FPX	G25111-1616	7100-00615	1	25.4	1-11 1/2	1 3/8	1 1/2	4.11	104.3	1.87	47.5
20G-20FPX	G25111-2020	7100-00625	1-1/4	31.7	1-17/32	1 3/4	1 7/8	4.50	114.4	2.18	55.4

EQUIPMENT

HOSE/CPLG.
SELECTION

TECH. DATA

EXT. &
VERY HIGH
PRESS. HOSE

GS CPLGS.

PCM CPLGS.

PCS CPLGS.

HIGH & MED.
PRESS. HOSE

MEGACRIMP®
CPLGS.

PC CPLGS.

FIELD
ATTACHABLE
CPLGS.

AIR BRAKE
HOSE &
CPLGS.

MEGATECH®
C5
HOSE &
CPLGS.

LOW PRESS.
HOSE &
CPLGS.

C14 HOSE
& CPLGS.

POLARSEAL®
HOSE &
CPLGS.

PWR. STG.
HOSE &
CPLGS.

THERMO-
PLASTIC
HOSE &
CPLGS.

ADAPTERS

QUICK
DISCONNECT
CPLGS.

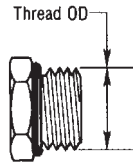
ACCESSORIES
& ASSORT-
MENTS

PART NUMBER
INDEXES




Male O-Ring Boss

SAE J1926/3 ISO 11926-3 Light-Duty (L Series) Stud End.



O-Ring Boss Male (MB)




H1

DESCR	#		⊕		🌀	H1		L		C	
			"	mm		"	"	mm	"	mm	
4G-4MB	G25120-0404	7100-12205	1/4	6.4	7/16-20	9/16	1.99	50.5	0.96	24.5	
4G-5MB	G25120-0405	7100-12215	1/4	6.4	1/2-20	5/8	1.99	50.5	0.96	24.5	
4G-6MB	G25120-0406	7100-12225	1/4	6.4	9/16-18	11/16	2.05	52.0	1.02	26.0	
6G-5MB	G25120-0605	7100-12285	3/8	9.5	1/2-20	1/16	2.05	52.0	0.95	24.1	
6G-6MB	G25120-0606	7100-13235	3/8	9.5	9/16-18	11/16	2.07	52.5	0.96	24.5	
6G-8MB	G25120-0608	7100-13245	3/8	9.5	3/4-16	7/8	2.17	55.0	1.07	27.1	
6G-10MB	G25120-0610	7100-12255	3/8	9.5	7/8-14	1	2.22	56.5	1.13	28.6	
6G-12MB	G25120-0612	7100-12265	3/8	9.5	1 1/16-12	1 1/4	2.42	61.5	1.32	33.6	
8G-8MB	G25120-0808	7100-13275	1/2	12.7	3/4-16	7/8	2.54	64.5	1.06	27.0	
8G-10MB	G25120-0810	7100-13285	1/2	12.7	7/8-14	1	2.58	65.5	1.10	28.0	
8G-12MB	G25120-0812	7100-13295	1/2	12.7	1 1/16-12	1 1/4	2.78	70.5	1.30	33.0	
10G-8MB	G25120-1008	7100-02305	5/8	15.8	3/4-16	1 1/4	2.83	72.0	1.36	34.5	
10G-10MB	G25120-1010	7100-13315	5/8	15.8	7/8-14	1	2.64	67.0	1.16	29.5	
10G-12MB	G25120-1012	7100-13325	5/8	15.8	1 1/16-12	1 1/4	2.78	70.5	1.30	33.0	
12G-12MB	G25120-1212	7100-02335	3/4	19.0	1 1/16-12	1 1/4	3.33	84.5	1.32	33.5	
12G-14MB	G25120-1214	7100-02345	3/4	19.0	1 3/16-12	1 3/8	3.31	84.0	1.30	33.0	
12G-16MB	G25120-1216	7100-02355	3/4	19.0	1 5/16-12	1 1/2	3.44	87.5	1.44	36.5	
16G-14MB	G25120-1614	7100-02365	1	25.4	1 3/16-12	1 3/8	3.78	96.0	1.54	39.2	
16G-16MB	G25120-1616	7100-02375	1	25.4	1 5/16-12	1 1/2	3.72	94.5	1.48	37.7	
16G-20MB	G25120-1620	7100-02255	1	25.4	10 5/8-12	1 7/8	3.74	95.0	1.50	38.2	
20G-20MB	G25120-2020	7100-02385	1 1/4	31.7	1 5/8-12	1 7/8	3.82	97.0	1.50	38.0	

- EQUIPMENT
- HOSE/CPLG. SELECTION
- TECH. DATA
- EXT. & VERY HIGH PRESS. HOSE
- GS CPLGS.
- PCM CPLGS.
- PCS CPLGS.
- HIGH & MED. PRESS. HOSE
- MEGACRIMP® CPLGS.
- PC CPLGS.
- FIELD ATTACHABLE CPLGS.
- AIR BRAKE HOSE & CPLGS.
- MEGATECH® C5 HOSE & CPLGS.
- LOW PRESS. HOSE & CPLGS.
- C14 HOSE & CPLGS.
- POLARSEAL® HOSE & CPLGS.
- PWR. STG. HOSE & CPLGS.
- THERMO-PLASTIC HOSE & CPLGS.
- ADAPTERS
- QUICK DISCONNECT CPLGS.
- ACCESSORIES & ASSORTMENTS
- PART NUMBER INDEXES

Male O-Ring Boss Swivel

SAE J1926/3 ISO 11926-3 Light-Duty (L Series) Stud End.



O-Ring Boss Male (MB)


NOT TO BE USED AS A LIVE SWIVEL

Descr	#		⌀		🌀	H1	H2	L		C	
			"	mm		"	"	"	mm	"	mm
4G-4MBX	G25121-0404	7100-12385	1/4	6.4	7/16-20	1/2	23/32	2.69	68.4	1.67	42.4
4G-6MBX	G25121-0406	7100-12395	1/4	6.4	9/16-18	5/8	7/8	2.65	67.3	1.62	41.2
6G-6MBX	G25121-0606	7100-12405	3/8	9.5	9/16-18	5/8	7/8	2.73	69.3	1.63	41.3
6G-8MBX	G25121-0608	7100-12415	3/8	9.5	3/4-16	3/4	1	2.74	69.6	1.64	41.6
6G-10MBX	G25121-0610	7100-12425	3/8	9.5	7/8-14	3/4	1	2.80	71.1	1.70	43.1
8G-8MBX	G25121-0808	7100-02435	1/2	12.7	3/4-16	13/16	1	3.11	79.1	1.64	41.6
8G-10MBX	G25121-0810	7100-02445	1/2	12.7	7/8-14	13/16	1	3.17	80.6	1.70	43.1
10G-10MBX	G25121-1010	7100-02645	5/8	15.8	7/8-14	15/16	1 3/16	3.47	88.3	2.00	50.8
12G-12MBX	G25121-1212	7100-02455	3/4	19.0	1 1/16-12	1 1/16	1 5/16	4.00	101.5	1.99	50.5

NOTE: Internal O-Rings rated at 250°F (121°C)

Male O-Ring Boss Swivel – 45° Block

SAE J1926/3 ISO 11926-3 Light-Duty (L Series) Stud End.



O-Ring Boss Male (MB)

NOT TO BE USED AS A LIVE SWIVEL

Descr	#		⌀		🌀	H1	H2	T	L		C		
			"	mm		"	"	"	mm	"	mm	"	mm
6G-6MBX45	G25122-0606	7100-12475	3/8	9.5	3/4-14	3/4	7/8	1.09	27.8	3.11	79.0	2.01	51.0
6G-8MBX45	G25122-0608	7100-12485	3/8	9.5	3/4-16	3/4	1	1.06	26.9	3.07	78.1	1.98	50.2
8G-8MBX45	G25122-0808	7100-02495	1/2	12.7	3/4-16	1	1	1.12	28.4	3.04	77.2	1.56	39.7
8G-10MBX45	G25122-0810	7100-02505	1/2	12.7	7/8-14	1	1	1.16	29.5	3.08	78.3	1.61	40.8

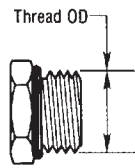
NOTE: Internal O-Rings rated at 250°F (121°C)



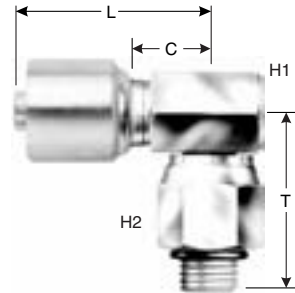
- EQUIPMENT
- HOSE/CPLG. SELECTION
- TECH. DATA
- EXT. & VERY HIGH PRESS. HOSE
- GS CPLGS.
- PCM CPLGS.
- PCS CPLGS.
- HIGH & MED. PRESS. HOSE
- MEGACRIMP® CPLGS.
- PC CPLGS.
- FIELD ATTACHABLE CPLGS.
- AIR BRAKE HOSE & CPLGS.
- MEGATECH® C5 HOSE & CPLGS.
- LOW PRESS. HOSE & CPLGS.
- C14 HOSE & CPLGS.
- POLARSEAL® HOSE & CPLGS.
- PWR. STG. HOSE & CPLGS.
- THERMO-PLASTIC HOSE & CPLGS.
- ADAPTERS
- QUICK DISCONNECT CPLGS.
- ACCESSORIES & ASSORTMENTS
- PART NUMBER INDEXES

Male O-Ring Boss Swivel – 90° Block

SAE J1926/3 ISO 11926-3 Light-Duty (L Series) Stud End.



O-Ring Boss Male (MB)



NOT TO BE USED AS A LIVE SWIVEL

DESCR	#		⊖		🌀	H1	H2	T		L		C	
			"	mm		"	"	"	mm	"	mm	"	mm
4G-5MBX90	G25123-0405	7100-12555	1/4	6.4	1/2-20	11/16	11/16	1.57	40.0	1.82	46.3	0.80	20.2
4G-6MBX90	G25123-0406	7100-12515	1/4	6.4	9/16-18	11/16	7/8	1.65	41.8	1.82	46.3	0.80	20.2
6G-6MBX90	G25123-0606	7100-12525	3/8	9.5	9/16-18	3/4	7/8	1.67	42.5	1.96	49.7	0.85	21.7
6G-8MBX90	G25123-0608	7100-12535	3/8	9.5	3/4-16	3/4	1	1.63	41.3	1.93	49.0	0.83	21.1
6G-10MBX90	G25123-0610	7100-12545	3/8	9.5	7/8-14	3/4	1	1.69	42.8	1.95	49.6	0.85	21.7
8G-8MBX90	G25123-0808	7100-02555	1/2	12.7	3/4-16	1	1	1.75	44.5	2.55	64.7	1.07	27.2
8G-8MBX90L†	G25124-0808	7100-02705	1/2	12.7	3/4-16	1	1	1.75	44.4	3.27	83.1	1.80	45.6
8G-10MBX90	G25123-0810	7100-02565	1/2	12.7	7/8-14	1	1	1.81	46.0	2.55	64.7	1.07	27.2
8G-10MBX90L†	G25124-0810	7100-02715	1/2	12.7	7/8-14	1	1	1.81	46.0	3.27	83.1	1.80	45.6
8G-12MBX90	G25123-0812	7100-02575	1/2	12.7	1 1/16-12	1	1 5/16	2.09	53.1	2.52	64.1	1.05	26.6
8G-12MBX90L†	G25124-0812	7100-02725	1/2	12.7	1 1/16-12	1	1 5/16	2.09	53.1	3.76	95.5	2.28	58.0
10G-10MBX90	G25123-1010	7100-02585	5/8	15.8	7/8-14	1	1	1.81	46.0	2.40	60.9	0.93	23.5
10G-10MBX90L†	G25124-1010	7100-02735	5/8	15.8	7/8-14	1	1	1.81	46.0	3.27	83.1	1.80	45.6
12G-12MBX90	G25123-1212	7100-02595	3/4	19.0	1 1/16-12	1 3/8	1 5/16	2.39	60.6	3.18	80.7	1.17	29.7
12G-12MBX90L†	G25124-1212	7100-02755	3/4	19.0	1 1/16-12	1 3/8	1 5/16	2.28	57.9	3.94	100.0	1.93	49.0

Note: Internal O-Rings Rated at 250°F (121°C)


† These couplings have a longer reach (L dimension) to accommodate the OmniCrimp® 21 crimper.

- EQUIPMENT
- HOSE/CPLG. SELECTION
- TECH. DATA
- EXT. & VERY HIGH PRESS. HOSE
- GS CPLGS.
- PCM CPLGS.
- PCS CPLGS.
- HIGH & MED. PRESS. HOSE
- MEGACRIMP® CPLGS.
- PC CPLGS.
- FIELD ATTACHABLE CPLGS.
- AIR BRAKE HOSE & CPLGS.
- MEGATECH® C5 HOSE & CPLGS.
- LOW PRESS. HOSE & CPLGS.
- C14 HOSE & CPLGS.
- POLARSEAL® HOSE & CPLGS.
- PWR. STG. HOSE & CPLGS.
- THERMO-PLASTIC HOSE & CPLGS.
- ADAPTERS
- QUICK DISCONNECT CPLGS.
- ACCESSORIES & ASSORTMENTS
- PART NUMBER INDEXES





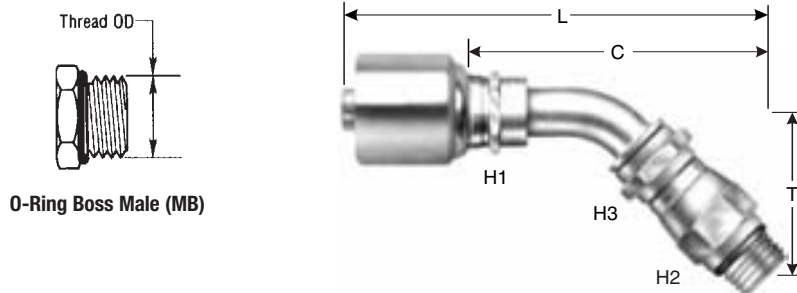
Male O-Ring Boss Adapterless Swivel



Descr	#		⊕		🌀	H1	H2	H3	L		C	
			"	mm		mm	mm	mm	"	mm	"	mm
4G-4MBAX	G25130-0404	7100-17115	1/4	6.4	7/16-20	14	17	17	3.19	81.0	2.17	55.0
4G-6MBAX	G25130-0406	7100-17135	1/4	6.4	9/16-18	14	17	17	3.19	81.0	2.17	55.0
6G-6MBAX	G25130-0606	7100-17215	3/8	9.5	9/16-18	17	22	22	3.44	87.5	2.35	59.6
6G-8MBAX	G25130-0608	7100-17225	3/8	9.5	3/4-16	17	22	22	3.43	87.0	2.33	59.1
8G-8MBAX	G25130-0808	7100-17265	1/2	12.7	3/4-16	22	24	24	4.02	102.0	2.54	64.5
10G-10MBAX	G25130-1010	7100-17315	5/8	15.8	7/8-14	24	30	30	4.25	108.0	2.78	70.5
12G-12MBAX	G25130-1212	7100-17365	3/4	19.0	1 1/16-12	27	36	36	5.16	131.0	3.15	80.0

NOTE: Internal O-Rings rated at 250°F (121°C)

Male O-Ring Boss Adapterless Swivel – 45° Bent Tube



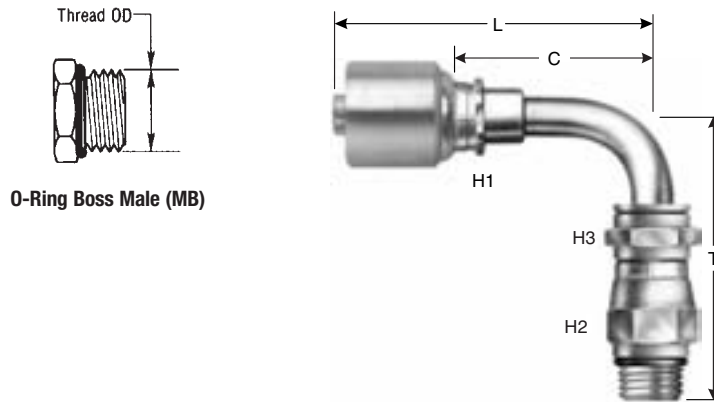
Descr	#		⊕		🌀	H1	H2	H3	T		L		C	
			"	mm		"	mm	"	mm	"	mm	"	mm	
4G-4MBAX45-036	G25133-0404	7100-17615	1/4	6.4	7/16-20	1/2	17	17	1.42	36.0	3.54	90.0	2.52	64.0
6G-6MBAX45-040	G25133-0606	7100-17715	3/8	9.5	9/16-18	5/8	22	22	1.57	40.0	3.98	101.0	2.88	73.1
6G-8MBAX45-040	G25133-0608	7100-17725	3/8	9.5	3/4-16	5/8	22	22	1.57	40.0	3.98	101.0	2.88	73.1
8G-8MBAX45-046	G25133-0808	7100-17765	1/2	12.7	3/4-16	13/16	24	24	1.81	46.0	4.80	122.0	3.33	84.5
10G-10MBAX45-050	G25133-1010	7100-17815	5/8	15.8	7/8-14	15/16	30	30	1.97	50.0	5.08	129.0	3.62	92.0
12G-12MBAX45-506	G25133-1212	7100-17865	3/4	19.0	1 1/16-12	1 1/16	36	36	2.20	56.0	5.98	152.0	3.98	101.0

NOTE: Internal O-Rings rated at 250°F (121°C)

- EQUIPMENT
- HOSE/CPLG. SELECTION
- TECH. DATA
- EXT. & VERY HIGH PRESS. HOSE
- GS CPLGS.
- PCM CPLGS.
- PCS CPLGS.
- HIGH & MED. PRESS. HOSE
- MEGACRIMP® CPLGS.
- PC CPLGS.
- FIELD ATTACHABLE CPLGS.
- AIR BRAKE HOSE & CPLGS.
- MEGATECH® C5 HOSE & CPLGS.
- LOW PRESS. HOSE & CPLGS.
- C14 HOSE & CPLGS.
- POLARSEAL® HOSE & CPLGS.
- PWR. STG. HOSE & CPLGS.
- THERMO-PLASTIC HOSE & CPLGS.
- ADAPTERS
- QUICK DISCONNECT CPLGS.
- ACCESSORIES & ASSORTMENTS
- PART NUMBER INDEXES



Male O-Ring Boss Adapterless Swivel – 90° Bent Tube



O-Ring Boss Male (MB)

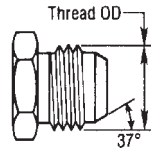
Descr	#		⊕		🌀	H1	H2	H3	T		L		C	
			"	mm		"	mm	mm	"	mm	"	mm	"	mm
4G-4MBAX90S	G25135-0404	7100-18115	1/4	6.4	7/16-20	1/2	17	17	2.32	59.0	2.68	68.0	1.65	42.0
4G-4MBAX90L	G25136-0404	7100-19115	1/4	6.4	7/16-20	1/2	17	17	3.35	85.0	2.40	61.0	1.38	35.0
6G-6MBAX90S	G25135-0606	7100-18215	3/8	9.5	9/16-18	5/8	22	22	2.60	66.0	3.07	78.0	1.97	50.1
6G-6MBAX90S	G25135-0608	7100-18225	3/8	9.5	3/4-16	5/8	22	22	2.60	66.0	3.07	78.0	1.97	50.1
6G-6MBAX90L	G25136-0606	7100-19215	3/8	9.5	9/16-18	5/8	22	22	3.78	96.0	2.76	70.0	1.66	42.1
8G-8MBAX90S	G25135-0808	7100-18265	1/2	12.7	3/4-16	13/16	24	24	3.03	77.0	3.80	96.5	2.32	59.0
8G-8MBAX90L	G25136-0808	7100-19265	1/2	12.7	3/4-16	13/16	24	24	4.41	112.0	3.44	87.5	1.97	50.0
10G-10MBAX90S	G25135-1010	7100-18315	5/8	15.8	7/8-14	15/16	30	30	3.39	86.0	4.19	106.5	2.72	69.0
10G-10MBAX90L	G25136-1010	7100-19315	5/8	15.8	7/8-14	15/16	30	30	4.96	126.0	3.76	95.5	2.28	58.0
10G-12MBAX90S	G25135-1012	7100-18325	5/8	15.8	1 1/16-12	15/16	36	36	3.82	97.0	4.49	114.0	3.03	77.0
12G-12MBAX90S	G25135-1212	7100-18365	3/4	19.0	1 1/16-12	1 1/16	36	36	3.82	97.0	5.00	127.0	2.99	76.0
12G-12MBAX90L	G25136-1212	7100-19365	3/4	19.0	1 1/16-12	1 1/16	36	36	5.63	143.0	4.49	114.0	2.48	63.0

NOTE: Internal O-Rings rated at 250°F (121°C)

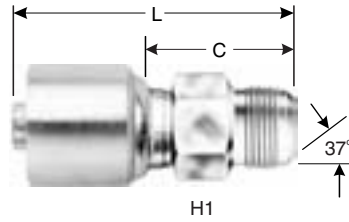
- EQUIPMENT
- HOSE/CPLG. SELECTION
- TECH. DATA
- EXT. & VERY HIGH PRESS. HOSE
- GS CPLGS.
- PCM CPLGS.
- PCS CPLGS.
- HIGH & MED. PRESS. HOSE
- MEGACRIMP® CPLGS.
- PC CPLGS.
- FIELD ATTACHABLE CPLGS.
- AIR BRAKE HOSE & CPLGS.
- MEGATECH™ C5 HOSE & CPLGS.
- LOW PRESS. HOSE & CPLGS.
- C14 HOSE & CPLGS.
- POLARSEAL® HOSE & CPLGS.
- PWR. STG. HOSE & CPLGS.
- THERMO-PLASTIC HOSE & CPLGS.
- ADAPTERS
- QUICK DISCONNECT CPLGS.
- ACCESSORIES & ASSORTMENTS
- PART NUMBER INDEXES



Male JIC 37° Flare



Male (MJ)



Descr	#		↻		🌀	H1	L		C	
			"	mm		"	"	mm	"	mm
4G-4MJ	G25165-0404	7100-10635	1/4	6.4	7/16-20	5/8	2.19	55.5	1.16	29.5
4G-5MJ	G25165-0405	7100-10645	1/4	6.4	1/2-20	1/2	2.19	55.5	1.16	29.5
4G-6MJ	G25165-0406	7100-10825	1/4	6.4	9/16-18	9/16	2.20	56.0	1.18	30.0
5G-6MJ	G25165-0506	7100-00665	5/16	7.9	9/16-18	5/8	2.26	57.5	1.16	29.5
6G-6MJ	G25165-0606	7100-10675	3/8	9.5	9/16-18	5/8	2.26	57.5	1.17	29.6
6G-8MJ	G25165-0608	7100-10835	3/8	9.5	3/4-16	3/4	2.40	61.0	1.30	33.1
6G-10MJ	G25165-0610	7100-10845	3/8	9.5	7/8-14	7/8	2.52	64.0	1.42	36.1
8G-8MJ	G25165-0808	7100-10705	1/2	12.7	3/4-16	13/16	2.68	68.0	1.20	30.5
8G-10MJ	G25165-0810	7100-00715	1/2	12.7	7/8-14	7/8	2.78	70.5	1.30	33.0
8G-12MJ	G25165-0812	7100-00725	1/2	12.7	1 1/16-12	1 1/16	2.97	75.5	1.50	38.0
10G-8MJ	G25165-1008	7100-00735	5/8	15.8	3/4-16	15/16	2.83	72.0	1.36	34.5
10G-10MJ	G25165-1010	7100-00745	5/8	15.8	7/8-14	15/16	2.99	76.0	1.52	38.5
10G-12MJ	G25165-1012	7100-00755	5/8	15.8	1 1/16-12	1 1/16	2.97	75.5	1.50	38.0
12G-10MJ	G25165-1210	7100-00825	3/4	19.0	7/8-14	1 1/16	3.68	93.5	1.67	42.5
12G-12MJ	G25165-1212	7100-00765	3/4	19.0	1 1/16-12	1 1/16	3.68	93.5	1.67	42.5
12G-14MJ	G25165-1214	7100-00775	3/4	19.0	1 3/16-12	1 3/16	3.58	91.0	1.57	40.0
12G-16MJ	G25165-1216	7100-10785	3/4	19.0	1 5/16-12	1 5/16	3.62	92.0	1.61	41.0
16G-14MJ	G25165-1614	7100-00835	1	25.4	1 3/16-12	1 3/8	4.09	104.0	1.85	47.2
16G-16MJ	G25165-1616	7100-00795	1	25.4	1 5/16-12	1 3/8	4.11	104.5	1.88	47.7
16G-20MJ	G25165-1620	7100-00805	1	25.4	1 5/8-12	1 3/4	4.29	109.0	2.06	52.2
20G-20MJ	G25165-2020	7100-00815	1 1/4	31.7	1 5/8-12	1 3/4	4.43	112.5	2.07	53.5

EQUIPMENT

HOSE/CPLG. SELECTION

TECH. DATA

EXT. & VERY HIGH PRESS. HOSE

GS CPLGS.

PCM CPLGS.

PCS CPLGS.

HIGH & MED. PRESS. HOSE

MEGACRIMP® CPLGS.

PC CPLGS.

FIELD ATTACHABLE CPLGS.

AIR BRAKE HOSE & CPLGS.

MEGATECH® C5 HOSE & CPLGS.

LOW PRESS. HOSE & CPLGS.

C14 HOSE & CPLGS.

POLARSEAL® HOSE & CPLGS.

PWR. STG. HOSE & CPLGS.

THERMO-PLASTIC HOSE & CPLGS.

ADAPTERS

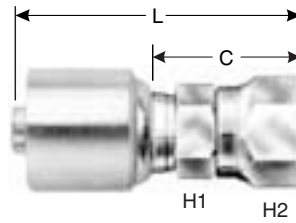
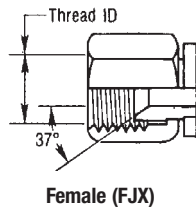
QUICK DISCONNECT CPLGS.

ACCESSORIES & ASSORTMENTS

PART NUMBER INDEXES



Female JIC 37° Flare Swivel



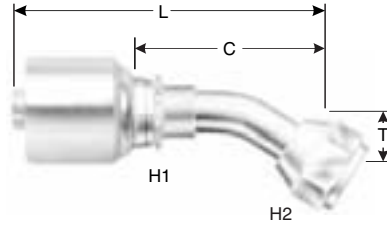
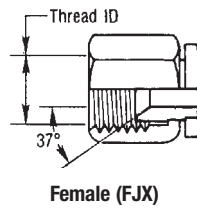
Descr	#		⊖		🌀	H1	H2	L		C	
			"	mm		"	"	"	mm	"	mm
4G-4FJX	G25170-0404	7100-00875	1/4	6.4	7/16-20	1/2	9/16	2.10	53.4	1.08	27.4
4G-5FJX	G25170-0405	7100-10895	1/4	6.4	1/2-20	1/2	11/16	2.21	56.2	1.19	30.2
4G-6FJX	G25170-0406	7100-10905	1/4	6.4	9/16-18	9/16	3/4	2.22	56.3	1.19	30.2
5G-5FJX	G25170-0505	7100-00935	5/16	7.9	1/2-20	5/8	11/16	2.23	56.7	1.13	28.7
5G-6FJX	G25170-0506	7100-00925	5/16	7.9	9/16-18	5/8	3/4	2.31	58.8	1.21	30.8
6G-4FJX	G25170-0604	7100-10925	3/8	9.5	7/16-20	5/8	9/16	2.30	58.4	1.20	30.5
6G-5FJX	G25170-0605	7100-10935	3/8	9.5	1/2-20	5/8	11/16	2.23	56.7	1.13	28.8
6G-6FJX	G25170-0606	7100-10945	3/8	9.5	9/16-18	5/8	3/4	2.31	58.8	1.19	30.2
6G-8FJX	G25170-0608	7100-10955	3/8	9.5	3/4-16	11/16	7/8	2.48	63.1	1.38	35.1
6G-10FJX	G25170-0610	7100-10965	3/8	9.5	7/8-14	13/16	1 1/16	2.61	66.2	1.50	38.2
6G-12FJX	G25170-0612	7100-10975	3/8	9.5	1 1/16-12	1 1/16	1 1/4	2.81	71.5	1.71	43.5
8G-6FJX	G25170-0806	7100-00975	1/2	12.7	9/16-18	13/16	3/4	2.63	66.8	1.15	29.3
8G-8FJX	G25170-0808	7100-00985	1/2	12.7	3/4-16	13/16	7/8	2.82	71.6	1.34	34.1
8G-10FJX	G25170-0810	7100-00995	1/2	12.7	7/8-14	13/16	1 1/16	2.96	75.1	1.48	37.7
8G-12FJX	G25170-0812	7100-01005	1/2	12.7	1 1/16-12	1	1 1/4	3.15	80.1	1.68	42.6
8G-16FJX	G25170-0816	7100-01985	1/2	12.7	1 5/16-12	1/2	1/16	2.47	62.8	1.44	36.8
10G-8FJX	G25170-1008	7100-01015	5/8	15.8	3/4-16	15/16	7/8	2.90	73.6	1.42	36.1
10G-10FJX	G25170-1010	7100-01025	5/8	15.8	7/8-14	15/16	1 1/16	3.04	77.1	1.56	39.7
10G-12FJX	G25170-1012	7100-01035	5/8	15.8	1 1/16-12	1	1 1/4	3.09	78.5	1.61	41.0
10G-14FJX	G25170-1014	7100-01045	5/8	15.8	1 3/16-12	1 1/8	1 3/8	3.14	79.7	1.66	42.2
12G-10FJX	G25170-1210	7100-01055	3/4	19.0	7/8-14	1 1/16	1 1/16	3.51	89.1	1.50	38.1
12G-12FJX	G25170-1212	7100-01065	3/4	19.0	1 1/16-12	1 1/16	1 1/4	3.68	93.5	1.67	42.5
12G-14FJX	G25170-1214	7100-01075	3/4	19.0	1 3/16-12	1 1/8	1 3/8	3.65	92.7	1.64	41.6
12G-16FJX	G25170-1216	7100-01085	3/4	19.0	1 5/16-12	1 1/4	1 1/2	3.78	96.0	1.77	45.0
16G-12FJX	G25170-1612	7100-01105	1	25.4	1 1/16-12	1 3/8	1 1/4	3.98	101.0	1.74	44.2
16G-14FJX	G25170-1614	7100-01115	1	25.4	1 3/16-12	1 3/8	1 3/8	4.00	101.6	1.77	44.9
16G-16FJX	G25170-1616	7100-01125	1	25.4	1 5/16-12	1 3/8	1 1/2	4.17	106.0	1.94	49.2
16G-20FJX	G25170-1620	7100-01135	1	25.4	1 5/8-12	1 9/16	2	4.33	109.9	2.09	53.1
20G-20FJX	G25170-2020	7100-01145	1 1/4	31.7	1 5/8-12	1 3/4	2	4.60	116.9	2.28	57.9
20G-24FJX	G25170-2024	7100-01155	1 1/4	31.7	1 7/8-12	1 7/8	2 1/4	4.85	123.2	2.53	64.2

- EQUIPMENT
- HOSE/CPLG. SELECTION
- TECH. DATA
- EXT. & VERY HIGH PRESS. HOSE
- GS CPLGS.
- PCM CPLGS.
- PCS CPLGS.
- HIGH & MED. PRESS. HOSE
- MEGACRIMP® CPLGS.
- PC CPLGS.
- FIELD ATTACHABLE CPLGS.
- AIR BRAKE HOSE & CPLGS.
- MEGATECH™ C5 HOSE & CPLGS.
- LOW PRESS. HOSE & CPLGS.
- C14 HOSE & CPLGS.
- POLARSEAL® HOSE & CPLGS.
- PWR. STG. HOSE & CPLGS.
- THERMO-PLASTIC HOSE & CPLGS.
- ADAPTERS
- QUICK DISCONNECT CPLGS.
- ACCESSORIES & ASSORTMENTS
- PART NUMBER INDEXES



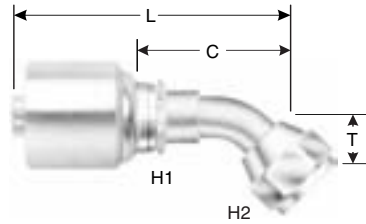
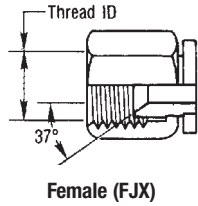


Female JIC 37° Flare Swivel – 30° Bent Tube



Descr	#		⊖			H1	H2	T		L		C	
			"	mm		"	"	"	mm	"	mm	"	mm
10G-12FJX30-018	G25172-1012	7100-01185	5/8	15.8	1 1/16	7/8	1 1/4	0.70	17.8	4.45	112.4	2.95	74.9
12G-10FJX30	G25172-1210	7100-07125	3/4	19.0	7/8-14	1	1 1/16	0.70	17.8	4.45	113.0	2.44	62.0

Female JIC 37° Flare Swivel – 45° Bent Tube



Descr	#		⊖			H1	H2	T		L		C	
			"	mm		"	"	"	mm	"	mm	"	mm
4G-4FJX45	G25175-0404	7100-11215	1/4	6.4	7/16-20	1/2	9/16	0.47	11.9	2.28	58.0	1.26	32.0
4G-5FJX45	G25175-0405	7100-11235	1/4	6.4	1/2-20	1/2	5/8	0.56	14.2	2.56	65.0	1.54	39.0
4G-6FJX45	G25175-0406	7100-11255	1/4	6.4	9/16-18	1/2	11/16	0.56	14.2	2.73	69.4	1.71	43.4
5G-5FJX45	G25175-0505	7100-01265	5/16	7.9	1/2-20	5/8	5/8	0.56	14.2	2.60	66.0	1.50	38.0
5G-6FJX45	G25175-0506	7100-01275	5/16	7.9	9/16-18	5/8	11/16	0.56	14.2	2.87	73.0	1.77	45.0
6G-4FJX45	G25175-0604	7100-11285	3/8	9.5	7/16-20	5/8	11/16	0.56	14.2	2.89	73.4	1.79	45.4
6G-6FJX45	G25175-0606	7100-11305	3/8	9.5	9/16-18	5/8	11/16	0.56	14.2	2.91	73.9	1.81	46.0
6G-8FJX45	G25175-0608	7100-11325	3/8	9.5	3/4-16	5/8	7/8	0.69	17.5	2.88	73.1	1.78	45.2
8G-8FJX45	G25175-0808	7100-20005	1/2	12.7	3/4-16	13/16	7/8	0.59	15.0	3.31	84.1	1.83	46.6
8G-10FJX45	G25175-0810	7100-01365	1/2	12.7	7/8-14	13/16	1	0.75	19.1	3.62	91.9	2.14	54.4
10G-10FJX45	G25175-1010	7100-01375	5/8	15.8	7/8-14	15/16	1	0.75	19.1	3.60	91.5	2.13	54.0
10G-12FJX45	G25175-1012	7100-01385	5/8	15.8	1 1/16-12	15/16	1 1/4	1.06	26.9	4.13	105.0	2.66	67.5
12G-10FJX45	G25175-1210	7100-01395	3/4	19.0	7/8-14	1 1/16	1	0.75	19.1	4.57	116.0	2.56	65.0
12G-12FJX45	G25175-1212	7100-01415	3/4	19.0	1 1/16-12	1 1/16	1 1/4	1.06	26.9	4.89	124.2	2.88	73.2
12G-16FJX45	G25175-1216	7100-01425	3/4	19.0	1 5/16-12	1 3/16	1 1/2	1.16	29.5	5.75	146.0	3.74	95.0
16G-16FJX45	G25175-1616	7100-01455	1	25.4	1 5/16-12	1 3/8	1 1/2	1.16	29.5	5.30	134.6	3.06	77.8
20G-20FJX45	G25175-2020	7100-01465	1 1/4	31.7	1 5/8-12	1 3/4	2	1.38	35.0	6.65	169.0	4.33	110.0

EQUIPMENT

HOSE/CPLG. SELECTION

TECH. DATA

EXT. & VERY HIGH PRESS. HOSE

GS CPLGS.

PCM CPLGS.

PCS CPLGS.

HIGH & MED. PRESS. HOSE

MEGACRIMP® CPLGS.

PC CPLGS.

FIELD ATTACHABLE CPLGS.

AIR BRAKE HOSE & CPLGS.

MEGATECH® C5 HOSE & CPLGS.

LOW PRESS. HOSE & CPLGS.

C14 HOSE & CPLGS.

POLARSEAL® HOSE & CPLGS.

PWR. STG. HOSE & CPLGS.

THERMO-PLASTIC HOSE & CPLGS.

ADAPTERS

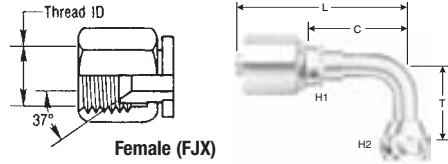
QUICK DISCONNECT CPLGS.

ACCESSORIES & ASSORTMENTS

PART NUMBER INDEXES



Female JIC 37° Flare Swivel – 90° Bent Tube



EQUIPMENT

HOSE/CPLG. SELECTION

TECH. DATA

EXT. & VERY HIGH PRESS. HOSE

GS CPLGS.

PCM CPLGS.

PCS CPLGS.

HIGH & MED. PRESS. HOSE

MEGACRIMP® CPLGS.

PC CPLGS.

FIELD ATTACHABLE CPLGS.

AIR BRAKE HOSE & CPLGS.

MEGATECH™ C5 HOSE & CPLGS.

LOW PRESS. HOSE & CPLGS.

C14 HOSE & CPLGS.

POLARSEAL® HOSE & CPLGS.

PWR. STG. HOSE & CPLGS.

THERMO-PLASTIC HOSE & CPLGS.

ADAPTERS

QUICK DISCONNECT CPLGS.

ACCESSORIES & ASSORTMENTS

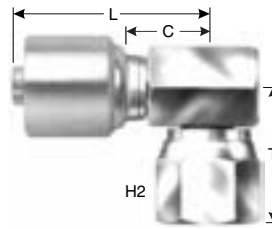
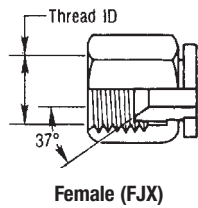
PART NUMBER INDEXES

Descr	#		⌀		🌀	H1	H2	T		L		C	
			"	mm		"	"	"	mm	"	mm	"	mm
4G-4FJX90S	G25179-0404	7100-11475	1/4	6.4	7/16-20	1/2	9/16	0.68	17.3	2.26	57.3	1.23	31.3
4G-4FJX90M	G25180-0404	7100-11485	1/4	6.4	7/16-20	1/2	9/16	0.88	22.4	2.06	52.2	1.03	26.2
4G-4FJX90L	G25181-0404	7100-11495	1/4	6.4	7/16-20	1/2	9/16	1.80	45.7	2.06	52.2	1.03	26.2
4G-5FJX90S	G25179-0405	7100-11505	1/4	6.4	1/2-20	1/2	5/8	0.77	19.6	2.32	59.0	1.30	33.0
4G-5FJX90M	G25180-0405	7100-11515	1/4	6.4	1/2-20	1/2	5/8	1.13	28.7	2.17	55.2	1.15	29.2
4G-5FJX90L	G25181-0405	7100-11525	1/4	6.4	1/2-20	1/2	1/16	1.79	45.7	2.17	55.2	1.15	29.2
4G-6FJX90S	G25179-0406	7100-11535	1/4	6.4	9/16-18	1/2	11/16	0.85	21.6	2.52	63.9	1.49	37.9
4G-6FJX90M	G25180-0406	7100-07165	1/4	6.4	9/16-18	1/2	11/16	1.13	28.7	2.52	64.0	1.50	38.0
4G-6FJX90L	G25181-0406	7100-11555	1/4	6.4	9/16-18	1/2	11/16	2.13	54.0	2.80	71.0	1.77	45.0
5G-6FJX90S	G25179-0506	7100-07235	5/16	7.9	9/16-18	5/8	11/16	0.85	21.6	2.67	67.9	1.57	39.9
5G-6FJX90M	G25180-0506	7100-01555	5/16	7.9	9/16-18	5/8	11/16	1.13	28.7	2.52	64.0	1.42	36.0
6G-4FJX90S	G25179-0604	7100-07305	3/8	9.5	7/16-20	5/8	9/16	0.83	21.0	2.37	60.3	1.28	32.4
6G-4FJX90L	G25181-0604	7100-07325	3/8	9.5	7/16-20	5/8	9/16	1.81	46.0	2.21	56.2	1.11	28.3
6G-6FJX90S	G25179-0606	7100-11565	3/8	9.5	9/16-18	5/8	11/16	0.85	21.6	2.36	60.0	1.22	31.0
6G-6FJX90M	G25180-0606	7100-11575	3/8	9.5	9/16-18	5/8	11/16	1.13	28.7	2.32	58.9	1.22	31.0
6G-6FJX90L	G25181-0606	7100-11585	3/8	9.5	9/16-18	5/8	11/16	2.18	55.4	2.60	66.0	1.50	38.1
6G-8FJX90S	G25179-0608	7100-11595	3/8	9.5	3/4-16	5/8	7/8	1.09	27.7	2.74	69.7	1.65	41.8
6G-8FJX90M	G25180-0608	7100-11605	3/8	9.5	3/4-16	5/8	7/8	1.38	35.1	2.54	64.4	1.44	36.5
6G-8FJX90L	G25181-0608	7100-11615	3/8	9.5	3/4-16	5/8	7/8	2.43	61.7	2.54	64.4	1.44	36.5
6G-10FJX90M	G25180-0610	7100-07215	3/8	9.5	7/8-14	5/8	1	1.75	44.5	2.78	70.5	1.67	42.5
8G-8FJX90S	G25179-0808	7100-20015	1/2	12.7	3/4-16	13/16	7/8	1.14	29.0	3.16	80.3	1.69	42.8
8G-8FJX90M	G25180-0808	7100-20025	1/2	12.7	3/4-16	13/16	7/8	1.38	41.0	2.93	74.3	1.45	36.8
8G-8FJX90L	G25181-0808	7100-20035	1/2	12.7	3/4-16	13/16	7/8	2.52	64.0	2.91	74.0	1.44	36.6
8G-10FJX90S	G25179-0810	7100-01655	1/2	12.7	7/8-14	13/16	1	1.23	31.2	3.72	94.5	2.24	57.0
8G-10FJX90M	G25180-0810	7100-01665	1/2	12.7	7/8-14	13/16	1	1.75	44.5	3.20	81.3	1.73	43.9
8G-10FJX90L	G25181-0810	7100-01675	1/2	12.7	7/8-14	13/16	1	2.57	65.3	3.15	80.1	1.68	42.7
8G-12FJX90S	G25179-0812	7100-11645	1/2	12.7	1 1/16-12	13/16	1 1/4	1.89	48.0	4.13	105.0	2.66	67.5
10G-10FJX90S	G25179-1010	7100-01685	5/8	15.8	7/8-14	15/16	1	1.23	31.2	3.37	85.5	1.89	48.0
10G-10FJX90M	G25180-1010	7100-01705	5/8	15.8	7/8-14	15/16	1	1.75	44.5	3.19	81.0	1.71	43.5
10G-10FJX90L	G25181-1010	7100-07175	5/8	15.8	7/8-14	15/16	1	2.57	65.3	3.19	81.0	1.71	43.5
10G-12FJX90S	G25179-1012	7100-01695	5/8	15.8	1 1/16-12	15/16	1 1/4	1.82	46.2	3.77	95.8	2.30	58.3
10G-12FJX90M	G25180-1012	7100-07145	5/8	15.8	1 1/16-12	15/16	1 1/4	2.06	52.3	3.35	85.0	1.87	47.5
10G-12FJX90L	G25181-1012	7100-07245	5/8	15.8	1 1/16-12	15/16	1 1/4	3.78	96.0	3.35	85.0	1.87	47.5
12G-10FJX90M	G25180-1210	7100-07195	3/4	19.0	7/8-14	1 1/16	1	1.75	44.5	3.78	96.0	1.77	45.0
12G-12FJX90S	G25179-1212	7100-01715	3/4	19.0	1 1/16-12	1 1/16	1 1/4	1.82	46.2	4.26	108.2	2.25	57.2
12G-12FJX90M	G25180-1212	7100-01725	3/4	19.0	1 1/16-12	1 1/16	1 1/4	2.06	52.3	3.83	97.2	1.82	46.2
12G-12FJX90L	G25181-1212	7100-01735	3/4	19.0	1 1/16-12	1 1/16	1 1/4	3.73	94.7	3.83	97.2	1.82	46.2
12G-14FJX90S	G25179-1214	7100-01745	3/4	19.0	1 3/16-12	1 1/16	1 3/8	2.00	50.8	4.88	124.0	2.87	73.0
12G-14FJX90L	G25181-1214	7100-01755	3/4	19.0	1 3/16-12	1 1/16	1 3/8	3.93	99.8	4.13	105.0	2.13	54.0
12G-16FJX90S	G25179-1216	7100-01815	3/4	19.0	1 5/16-12	1 1/16	1 1/2	2.20	56.0	4.60	117.0	2.60	66.0
16G-16FJX90S	G25179-1616	7100-01765	1	25.4	1 5/16-12	1 3/8	1 1/2	2.23	56.6	5.11	129.9	2.88	73.1
16G-16FJX90M	G25180-1616	7100-01785	1	25.4	1 5/16-12	1 3/8	1 1/2	2.62	66.5	4.52	114.9	2.29	58.1
16G-16FJX90L	G25181-1616	7100-01775	1	25.4	1 5/16-12	1 3/8	1 1/2	4.33	110.0	4.52	114.9	2.29	58.1
16G-20FJX90S	G25179-1620	7100-07205	1	25.4	1 5/8-12	1 3/8	2	2.95	75.0	6.57	167.0	4.34	110.2
20G-20FJX90M	G25180-2020	7100-01795	1 1/4	31.7	1 5/8-12	1 3/4	2	3.50	88.9	5.43	138.0	3.11	79.0
20G-20FJX90L	G25181-2020	7103-41585	1 1/4	31.7	1 5/8-12	1 3/4	2	5.08	129.0	6.22	158.0	3.90	99.0



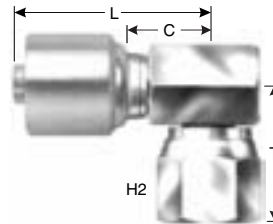
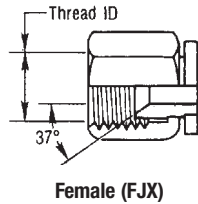


Female JIC 37° Flare Swivel – 90° Extra Long Bent Tube



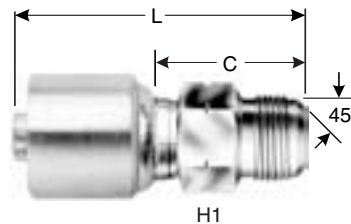
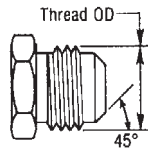
Descr	#		⊕		🌀	H1	H2	T		L		C	
			"	mm		"	"	"	mm	"	mm	"	mm
8G-10FJX90-089	G25183-0810	7100-01805	1/2	12.7	7/8-14	13/16	1	3.50	89.0	3.65	92.8	2.18	55.3
12G-16FJX90-074	G25183-1216	7100-11705	3/4	19.0	1 5/16-12	1 3/8	1 1/2	2.91	74.0	4.77	121.3	2.77	70.3
20G-20FJX90-070	G25183-2020	7100-07255	1 1/4	31.7	1 5/8-12	1 3/4	2	2.75	70.0	6.22	158.0	3.90	99.0

Female JIC 37° Flare Swivel – 90° Block



Descr	#		⊕		🌀	H1	H2	T		L		C	
			"	mm		"	"	"	mm	"	mm	"	mm
12G-16FJX90BL	G25187-1216	7101-50545	3/4	19.0	1 5/16-12	1 3/8	1 1/2	2.09	53.2	3.74	95.0	1.76	44.0

Male SAE 45° Flare



Descr	#		⊕		🌀	H1	L		C	
			"	mm		"	"	mm	"	mm
4G-4MS	G25195-0404	7100-11815	1/4	6.4	7/16-20	1/2	2.11	53.5	1.08	27.5
4G-5MS	G25195-0405	7100-11825	1/4	6.4	1/2-20	1/2	2.16	54.8	1.13	28.8
6G-6MS	G25195-0606	7100-11835	3/8	9.5	5/8-18	5/8	2.28	58.0	1.19	30.1
6G-8MS	G25195-0608	7100-11845	3/8	9.5	3/4-16	11/16	2.42	61.4	1.32	33.4
8G-8MS	G25195-0808	7100-01855	1/2	12.7	3/4-16	13/16	2.78	70.5	1.30	33.0
8G-10MS	G25195-0810	7100-01865	1/2	12.7	7/8-14	7/8	2.89	73.5	1.42	36.0
12G-12MS	G25195-1212	7100-01875	3/4	19.0	1 1/16-14	1 1/16	3.78	96.0	1.77	45.0

EQUIPMENT

HOSE/CPLG. SELECTION

TECH. DATA

EXT. & VERY HIGH PRESS. HOSE

GS CPLGS.

PCM CPLGS.

PCS CPLGS.

HIGH & MED. PRESS. HOSE

MEGACRIMP® CPLGS.

PC CPLGS.

FIELD ATTACHABLE CPLGS.

AIR BRAKE HOSE & CPLGS.

MEGATECH® C5 HOSE & CPLGS.

LOW PRESS. HOSE & CPLGS.

C14 HOSE & CPLGS.

POLARSEAL® HOSE & CPLGS.

PWR. STG. HOSE & CPLGS.

THERMO-PLASTIC HOSE & CPLGS.

ADAPTERS

QUICK DISCONNECT CPLGS.

ACCESSORIES & ASSORTMENTS

PART NUMBER INDEXES



EQUIPMENT

HOSE/CPLG. SELECTION

TECH. DATA

EXT. & VERY HIGH PRESS. HOSE

GS CPLGS.

PCM CPLGS.

PCS CPLGS.

HIGH & MED. PRESS. HOSE

MEGACRIMP® CPLGS.

PC CPLGS.

FIELD ATTACHABLE CPLGS.

AIR BRAKE HOSE & CPLGS.

MEGATECH™ C5 HOSE & CPLGS.

LOW PRESS. HOSE & CPLGS.

C14 HOSE & CPLGS.

POLARSEAL® HOSE & CPLGS.

PWR. STG. HOSE & CPLGS.

THERMO-PLASTIC HOSE & CPLGS.

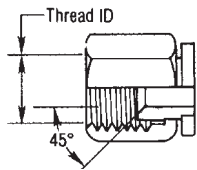
ADAPTERS

QUICK DISCONNECT CPLGS.

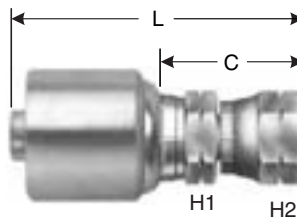
ACCESSORIES & ASSORTMENTS

PART NUMBER INDEXES

Female SAE 45° Flare Swivel

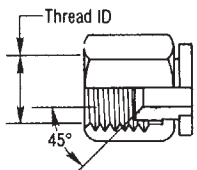


SAE 45° Flare Swivel Female (FSX)

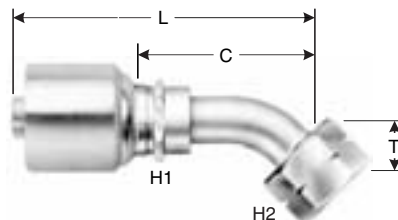


Descr	#		↔		🌀	H1	H2	L		C	
			"	mm		"	"	"	mm	"	mm
4G-4FSX	G25200-0404	7100-11885	1/4	6.4	7/16-20	1/2	9/16	2.24	57.0	1.22	31.0
4G-5FSX	G25200-0405	7100-11895	1/4	6.4	1/2-20	1/2	11/16	2.21	56.2	1.19	30.2
4G-6FSX	G25200-0406	7100-11905	1/4	6.4	5/8-18	5/8	3/4	2.31	58.7	1.28	32.6
5G-6FSX	G25200-0506	7100-11935	5/16	7.9	5/8-18	5/8	3/4	2.44	62.1	1.34	34.1
6G-6FSX	G25200-0606	7100-11915	3/8	9.5	5/8-18	5/8	3/4	2.45	62.1	1.35	34.2
6G-8FSX	G25200-0608	7100-11925	3/8	9.5	3/4-16	11/16	7/8	2.48	63.1	1.38	35.1
8G-8FSX	G25200-0808	7100-01935	1/2	12.7	3/4-16	13/16	7/8	2.82	71.6	1.34	34.1
8G-10FSX	G25200-0810	7100-01945	1/2	12.7	7/8-14	13/16	1 1/16	2.99	75.9	1.51	38.4
12G-12FSX	G25200-1212	7100-01955	3/4	19.0	1 1/16-14	1 1/16	1 1/4	3.68	93.5	1.67	42.5

Female SAE 45° Flare Swivel – 45° Bent Tube

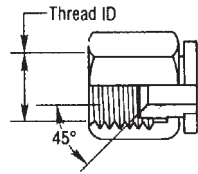


SAE 45° Flare Swivel Female (FSX)

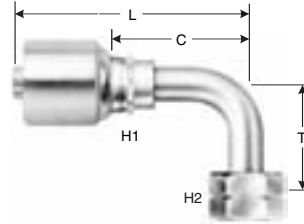


Descr	#		↔		🌀	H1	H2	T	L		C		
			"	mm		"	"	"	mm	"	mm	"	mm
4G-4FSX45	G25202-0404	7100-11965	1/4	6.4	7/16-20	1/2	1 9/16	0.33	8.4	2.34	59.5	1.32	33.5
4G-5FSX45-009	G25202-0405	7100-01965	1/4	6.4	1/2-20	5/8	1 1/6	0.36	9.1	2.63	66.9	1.61	40.9
6G-6FSX45	G25202-0606	7100-11995	3/8	9.5	5/8-18	5/8	3/4	0.39	9.9	2.74	69.5	1.64	41.6
6G-8FSX45-014	G25202-0608	7100-02035	3/8	9.5	3/4-16	5/8	7/8	0.55	14.0	3.46	87.8	2.36	59.9
8G-8FSX45	G25202-0808	7100-02015	1/2	12.7	3/4-16	13/16	7/8	0.55	14.0	3.31	84.0	1.83	46.5
8G-10FSX45	G25203-0810	7100-02025	1/2	12.7	7/8-14	13/16	1	0.75	19.1	3.62	92.0	2.15	54.5
8G-10FSX45-016	G25202-0810	7100-02055	1/2	12.7	7/8-14	13/16	1	0.63	16.0	3.66	93.1	2.19	55.6
12G-12FSX45	G25202-1212	7100-02045	3/4	19.1	1 1/16-14	1 1/16	1 1/4	0.78	19.8	4.37	111.0	2.36	60.0

Female SAE 45° Flare Swivel – 90° Bent Tube

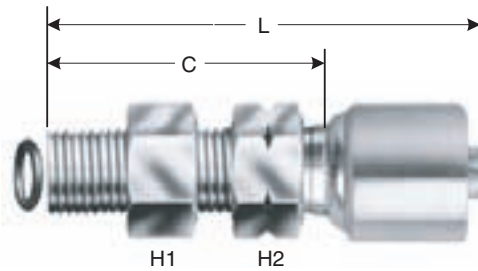


SAE 45° Flare Swivel Female (FSX)



Descr	#		⊕		🌀	H1	H2	T		L		C	
			"	mm		"	"	"	mm	"	mm	"	mm
4G-4FSX90	G25205-0404	7100-12055	1/4	6.4	7/16-20	1/2	9/16	1.24	31.5	2.05	52.0	1.02	26.0
4G-5FSX90-046	G25205-0405	7100-01985	1/4	6.4	1/2-20	1/2	5/8	1.80	45.7	2.47	62.8	1.45	36.8
5G-6FSX90-022	G25204-0506	7100-02005	5/16	7.9	5/8-18	5/8	3/4	0.85	21.6	2.77	70.4	1.67	42.4
6G-6FSX90	G25205-0606	7100-12105	3/8	9.5	5/8-18	5/8	3/4	1.52	38.5	2.36	60.0	1.26	32.1
6G-6FSX90-055	G25206-0606	7100-01995	3/8	9.5	5/8-18	5/8	3/4	2.18	55.4	2.83	71.8	1.73	43.9
6G-8FSX90	G25205-0608	7100-02125	3/8	9.5	3/4-16	5/8	7/8	1.75	44.5	2.93	74.5	1.46	37.0
8G-8FSX90	G25205-0808	7100-02135	1/2	12.7	3/4-16	13/16	7/8	1.75	44.5	2.93	74.5	1.46	37.0
8G-10FSX90-031	G25204-0810	7100-02065	1/2	12.7	7/8-14	13/16	1	1.23	31.2	3.29	83.5	1.81	46.0
12G-12FSX90	G25205-1212	7100-02185	3/4	19.0	1 1/16-14	1 1/16	1 1/4	2.78	70.5	3.94	100.0	1.93	49.0

Male Flat-Face O-Ring Bulk Head Long Nose



Descr	#		⊕		🌀	H1	H2	L		C	
			"	mm		"	"	"	mm	"	mm
8G-8MFFORBKHDLN	G25226-0808	7101-50565	1/2	12.7	13/16-16	1 1/8	1 1/8	3.55	90.2	2.07	52.7

EQUIPMENT

HOSE/CPLG. SELECTION

TECH. DATA

EXT. & VERY HIGH PRESS. HOSE

GS CPLGS.

PCM CPLGS.

PCS CPLGS.

HIGH & MED. PRESS. HOSE

MEGACRIMP® CPLGS.

PC CPLGS.

FIELD ATTACHABLE CPLGS.

AIR BRAKE HOSE & CPLGS.

MEGATECH® C5 HOSE & CPLGS.

LOW PRESS. HOSE & CPLGS.

C14 HOSE & CPLGS.

POLARSEAL® HOSE & CPLGS.

PWR. STG. HOSE & CPLGS.

THERMO-PLASTIC HOSE & CPLGS.

ADAPTERS

QUICK DISCONNECT CPLGS.

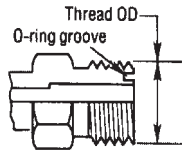
ACCESSORIES & ASSORTMENTS

PART NUMBER INDEXES

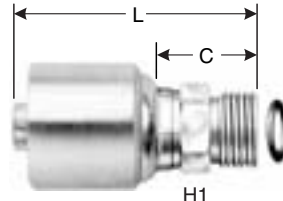


Male Flat-Face O-Ring with Metric Hex

SAE J1453 Captive O-Ring Groove for Improved O-Ring Retention.



Male Flat-Face O-Ring (MFFOR)



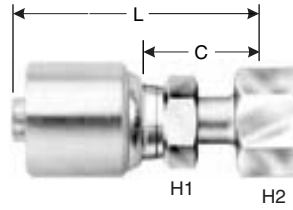
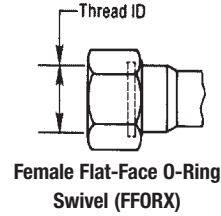
H1

Descr	#		⊖		🌀	H1	L		C	
			"	mm		mm	"	mm	"	mm
4G-4MFFOR	G25225-0404	7104-16045	1/4	6.4	9/16-18	17	2.07	52.5	1.04	26.5
4G-6MFFOR	G25225-0406	7104-16055	1/4	6.4	11/16-16	19	2.13	54.0	1.10	28.0
5G-6MFFOR	G25225-0506	7104-16065	5/16	7.9	11/16-16	19	2.20	56.0	1.10	28.0
6G-6MFFOR	G25225-0606	7104-16075	3/8	9.5	11/16-16	19	2.20	56.0	1.11	28.1
6G-8MFFOR	G25225-0608	7104-16085	3/8	9.5	13/16-16	22	2.32	59.0	1.22	31.1
6G-10MFFOR	G25225-0610	7104-16095	3/8	9.5	1-14	27	2.52	64.0	1.42	36.1
8G-8MFFOR	G25225-0808	7104-16115	1/2	12.7	13/16-16	22	2.69	68.2	1.21	30.7
8G-10MFFOR	G25225-0810	7104-16125	1/2	12.7	1-14	27	2.87	73.0	1.40	35.5
8G-12MFFOR	G25225-0812	7104-16135	1/2	12.7	1 3/16-12	32	3.01	76.5	1.53	39.0
10G-10MFFOR	G25225-1010	7104-16155	5/8	15.8	1-14	27	2.70	68.5	1.22	31.0
10G-12MFFOR	G25225-1012	7104-16165	5/8	15.8	1 3/16-12	32	2.83	72.0	1.36	34.5
12G-12MFFOR	G25225-1212	7104-16185	3/4	19.0	1 3/16-12	32	3.54	90.0	1.54	39.0
12G-16MFFOR	G25225-1216	7104-16195	3/4	19.0	1 7/16-12	41	3.74	95.0	1.73	44.0
16G-16MFFOR	G25225-1616	7104-16215	1	25.4	1 7/16-12	41	4.02	102.0	1.78	45.2
16G-20MFFOR	G25225-1620	7104-16225	1	25.4	1 11/16-12	46	4.13	105.0	1.90	48.2
20G-20MFFOR	G25225-2020	7104-16245	1 1/4	31.7	1 11/16-12	46	4.29	109.0	1.97	50.0

- EQUIPMENT
- HOSE/CPLG. SELECTION
- TECH. DATA
- EXT. & VERY HIGH PRESS. HOSE
- GS CPLGS.
- PCM CPLGS.
- PCS CPLGS.
- HIGH & MED. PRESS. HOSE
- MEGACRIMP® CPLGS.
- PC CPLGS.
- FIELD ATTACHABLE CPLGS.
- AIR BRAKE HOSE & CPLGS.
- MEGATECH™ C5 HOSE & CPLGS.
- LOW PRESS. HOSE & CPLGS.
- C14 HOSE & CPLGS.
- POLARSEAL® HOSE & CPLGS.
- PWR. STG. HOSE & CPLGS.
- THERMO-PLASTIC HOSE & CPLGS.
- ADAPTERS
- QUICK DISCONNECT CPLGS.
- ACCESSORIES & ASSORTMENTS
- PART NUMBER INDEXES

Female Flat-Face O-Ring Swivel

SAE J1453 O-Ring Face Seal.



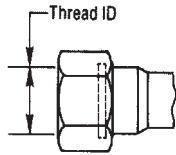
Descr	#		↔		🌀	H1	H2	L		C	
			"	mm		"	"	"	mm	"	mm
4G-4FFORX	G25230-0404	7102-13125	1/4	6.4	9/16-18	9/16	11/16	2.15	54.5	1.12	28.5
4G-6FFORX	G25230-0406	7102-13135	1/4	6.4	11/16-16	5/8	13/16	2.24	57.0	1.22	31.0
5G-6FFORX	G25230-0506	7102-04015	5/16	7.9	11/16-16	5/8	13/16	2.70	68.5	1.22	31.0
6G-4FFORX	G25230-0604	7102-13195	3/8	9.5	9/16-18	21/32	11/16	2.24	57.0	1.15	29.1
6G-6FFORX	G25230-0606	7102-13145	3/8	9.5	11/16-16	5/8	13/16	2.32	59.0	1.22	31.0
6G-8FFORX	G25230-0608	7102-13155	3/8	9.5	13/16-16	3/4	15/16	2.52	64.0	1.42	36.1
8G-6FFORX	G25230-0806	7102-04045	1/2	12.7	11/16-16	13/16	13/16	2.74	69.5	1.26	32.0
8G-8FFORX	G25230-0808	7102-03165	1/2	12.7	13/16-16	13/16	15/16	2.89	73.5	1.42	36.0
8G-10FFORX	G25230-0810	7102-03175	1/2	12.7	1-14	15/16	1 1/8	3.19	81.0	1.71	43.5
8G-12FFORX	G25230-0812	7102-04005	1/2	12.7	1 3/16-12	15/16	1 3/8	3.32	84.3	1.84	46.8
10G-8FFORXMM	G25230-1008	7101-50435	5/8	15.8	16/16-16	15/16	1 3/8	3.30	83.7	1.80	46.0
10G-10FFORX	G25230-1010	7102-03185	5/8	15.8	1-14	1	1 1/8	3.21	81.5	1.73	44.0
10G-12FFORX	G25230-1012	7102-03195	5/8	15.8	1 3/16-12	15/16	1 3/8	3.31	84.0	1.83	46.5
12G-10FFORX	G25230-1210	7102-03205	3/4	19.0	1-14	1 1/16	1 1/8	3.76	95.5	1.75	44.5
12G-12FFORX	G25230-1212	7102-03905	3/4	19.0	1 3/16-12	1 1/16	1 3/8	3.78	96.0	1.77	45.0
12G-16FFORX	G25230-1216	7102-03915	3/4	19.0	1 7/16-12	1 1/8	1 5/8	3.99	101.4	1.98	50.4
16G-12FFORX	G25230-1612	7102-13185	1	25.4	1 3/16-12	1 3/8	1 3/8	4.17	106.0	1.94	49.2
16G-16FFORX	G25230-1616	7102-03925	1	25.4	1 7/16-12	1 3/8	1 5/8	4.46	113.4	2.23	56.6
16G-20FFORX	G25230-1620	7102-03935	1	25.4	1 11/16-12	1 3/8	1 7/8	4.46	113.4	2.23	56.6
20G-20FFORX	G25230-2020	7102-03945	1 1/4	31.7	1 11/16-12	1 3/4	1 7/8	4.50	114.4	2.18	55.4

- EQUIPMENT
- HOSE/CPLG. SELECTION
- TECH. DATA
- EXT. & VERY HIGH PRESS. HOSE
- GS CPLGS.
- PCM CPLGS.
- PCS CPLGS.
- HIGH & MED. PRESS. HOSE
- MEGACRIMP® CPLGS.
- PC CPLGS.
- FIELD ATTACHABLE CPLGS.
- AIR BRAKE HOSE & CPLGS.
- MEGATECH® C5 HOSE & CPLGS.
- LOW PRESS. HOSE & CPLGS.
- C14 HOSE & CPLGS.
- POLARSEAL® HOSE & CPLGS.
- PWR. STG. HOSE & CPLGS.
- THERMO-PLASTIC HOSE & CPLGS.
- ADAPTERS
- QUICK DISCONNECT CPLGS.
- ACCESSORIES & ASSORTMENTS
- PART NUMBER INDEXES

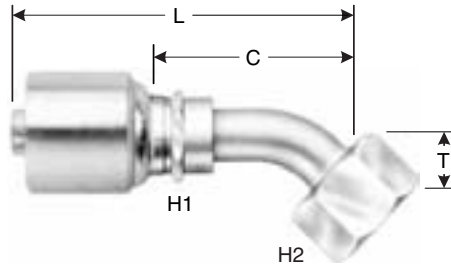


Female Flat-Face O-Ring Swivel – 45° Bent Tube

SAE J1453 O-Ring Face Seal.

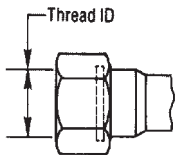


Female Flat-Face O-Ring Swivel (FFORX)

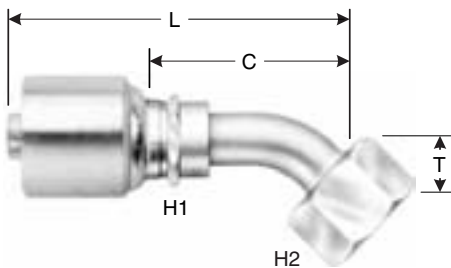


Descr	#		⊖		🌀	H1	H2	T		L		C	
			"	mm		"	"	"	mm	"	mm	"	mm
4G-4FFORX45	G25235-0404	7102-13265	1/4	6.4	9/16-18	1/2	11/16	0.41	10.4	2.56	65.0	1.54	39.0
4G-6FFORX45	G25235-0406	7102-13275	1/4	6.4	11/16-16	1/2	13/16	0.43	10.9	2.70	68.5	1.67	42.5
5G-6FFORX45	G25235-0506	7102-04025	5/16	7.9	11/16-16	5/8	13/16	0.43	10.9	2.73	69.3	1.63	41.3
6G-4FFORX45S	G25234-0604	7102-03985	3/8	9.5	9/16-18	5/8	11/16	0.39	10.0	2.60	66.1	1.50	38.1
6G-6FFORX45	G25235-0606	7102-13285	3/8	9.5	11/16-16	5/8	13/16	0.43	10.9	2.75	69.8	1.65	41.9
6G-8FFORX45	G25235-0608	7102-13295	3/8	9.5	13/16-16	5/8	15/16	0.59	15.0	3.07	78.0	1.97	50.1
8G-8FFORX45	G25235-0808	7102-04325	1/2	12.7	13/16-16	13/16	15/16	0.59	15.0	3.50	89.0	2.03	51.5
8G-10FFORX45	G25235-0810	7102-03315	1/2	12.7	1-14	13/16	1 1/8	0.65	16.5	3.52	89.5	2.05	52.1
8G-12FFORX45	G25235-0812	7102-03765	1/2	12.7	1 3/16-12	15/16	1 3/8	0.83	21.0	4.34	110.3	2.87	72.9
10G-10FFORX45	G25235-1010	7102-03325	5/8	15.8	1-14	15/16	1 1/8	0.65	16.5	3.50	89.0	2.03	51.6
10G-12FFORX45	G25235-1012	7102-03335	5/8	15.8	1 3/16-12	15/16	1 3/8	0.83	21.1	3.90	99.1	2.42	61.5
12G-10FFORX45	G25235-1210	7102-04165	3/4	19.0	1-14	1 1/16	1 1/8	0.65	16.5	4.00	101.6	1.99	50.6
12G-12FFORX45	G25235-1212	7102-03345	3/4	19.0	1 3/16-12	1 1/16	1 3/8	0.83	21.1	4.67	118.5	2.66	67.5
12G-16FFORX45	G25235-1216	7102-03355	3/4	19.0	1 7/16-12	1 3/16	1 5/8	0.94	23.9	5.24	133.0	3.23	82.0
16G-16FFORX45	G25235-1616	7102-03845	1	25.4	1 7/16-12	1 3/8	1 5/8	0.94	23.9	5.08	129.1	2.85	72.3
20G-20FFORX45	G25235-2020	7102-03375	1 1/4	31.7	1 11/16-12	1 3/4	1 7/8	1.00	25.4	5.83	148.0	3.50	89.0

Female Flat-Face O-Ring Swivel – 67 1/2° Bent Tube



Female Flat-Face O-Ring Swivel (FFORX)

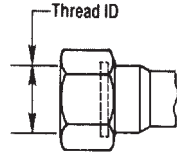


Descr	#		⊖		🌀	H1	H2	T		L		C	
			"	mm		"	"	"	mm	"	mm	"	mm
8G-8FFORX67-022	G25238-0808	7102-03775	1/2	12.7	13/16-16	13/16	15/16	0.59	15.0	3.50	89.0	2.03	51.5

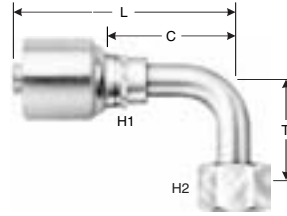


Female Flat-Face O-Ring Swivel – 90° Bent Tube

SAE J1453 O-Ring Face Seal.



Female Flat-Face O-Ring Swivel (FFORX)

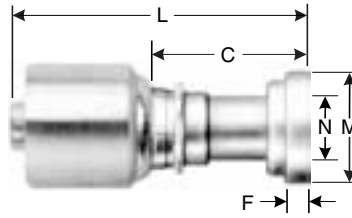


Descr	#		⊕		🌀	H1	H2	T		L		C	
			"	mm		"	"	"	mm	"	mm	"	mm
4G-4FFORX90S	G25239-0404	7102-13385	1/4	6.4	9/16-18	1/2	11/16	0.82	20.8	2.38	60.4	1.35	34.4
4G-4FFORX90M	G25240-0404	7102-13395	1/4	6.4	9/16-18	1/2	11/16	1.26	32.0	2.17	55.2	1.15	29.2
4G-4FFORX90L	G25241-0404	7102-13405	1/4	6.4	9/16-18	1/2	11/16	1.80	45.7	2.17	55.2	1.15	29.2
4G-6FFORX90S	G25239-0406	7102-13415	1/4	6.4	11/16-16	1/2	13/16	0.90	22.9	2.50	63.4	1.47	37.3
4G-6FFORX90M	G25240-0406	7102-13375	1/4	6.4	11/16-16	1/2	13/16	1.51	38.4	2.49	63.2	1.46	37.2
4G-6FFORX90L	G25241-0406	7102-13435	1/4	6.4	11/16-16	1/2	13/16	2.13	54.1	2.30	58.5	1.28	32.5
4G-8FFORX90M	G25240-0408	7102-13445	1/4	6.4	13/16-16	5/8	15/16	2.51	63.8	2.60	66.0	1.57	40.0
5G-6FFORX90S	G25239-0506	7102-04035	5/16	7.9	11/16-16	5/8	13/16	0.90	22.9	2.84	72.1	1.74	44.1
6G-4FFORX90S	G25239-0604	7102-04105	3/8	9.5	9/16-18	5/8	11/16	0.82	20.8	2.42	61.4	1.32	33.5
6G-6FFORX90S	G25239-0606	7102-13455	3/8	9.5	11/16-16	5/8	13/16	0.90	22.9	2.55	64.7	1.44	36.7
6G-6FFORX90M	G25240-0606	7102-13465	3/8	9.5	11/16-16	5/8	13/16	1.51	38.4	2.55	64.7	1.45	36.8
6G-6FFORX90L	G25241-0606	7102-13475	3/8	9.5	11/16-16	5/8	13/16	2.13	54.1	2.48	62.9	1.38	35.0
6G-8FFORX90S	G25239-0608	7102-13485	3/8	9.5	13/16-16	5/8	15/16	1.15	29.2	2.87	73.0	1.77	45.0
6G-8FFORX90M	G25240-0608	7102-13495	3/8	9.5	13/16-16	5/8	15/16	1.62	41.2	2.70	68.5	1.59	40.5
6G-8FFORX90L	G25241-0608	7102-13505	3/8	9.5	13/16-16	5/8	15/16	2.51	63.8	2.72	69.0	1.61	41.0
8G-6FFORX90S	G25239-0806	7102-04125	1/2	12.7	11/16-16	13/16	13/16	0.90	22.9	2.98	75.7	1.50	38.2
8G-8FFORX90S	G25239-0808	7102-04335	1/2	12.7	13/16-16	13/16	15/16	1.14	29.0	3.30	83.9	1.83	46.5
8G-8FFORX90M	G25240-0808	7102-04345	1/2	12.7	13/16-16	13/16	15/16	1.61	41.0	3.30	83.9	1.83	46.5
8G-8FFORX90L	G25241-0808	7102-04355	1/2	12.7	13/16-16	13/16	15/16	2.52	64.0	3.30	83.9	1.83	46.5
8G-10FFORX90S	G25239-0810	7102-03545	1/2	12.7	1-14	13/16	1 1/8	1.27	32.3	3.30	84.0	1.83	46.5
8G-10FFORX90M	G25240-0810	7102-03555	1/2	12.7	1-14	13/16	1 1/8	1.85	47.0	3.06	77.7	1.59	40.4
8G-10FFORX90L	G25241-0810	7102-03565	1/2	12.7	1-14	13/16	1 1/8	2.76	70.1	3.07	77.9	1.59	40.4
8G-12FFORX90S	G25239-0812	7102-04135	1/2	12.7	1 3/16-12	15/16	1 3/8	1.88	46.6	4.06	103.1	2.58	65.6
10G-10FFORX90S	G25239-1010	7102-03575	5/8	15.8	1-14	15/16	1 1/8	1.27	32.3	3.28	83.4	1.81	45.9
10G-10FFORX90M	G25240-1010	7102-03585	5/8	15.8	1-14	15/16	1 1/8	1.85	47.0	3.06	77.6	1.58	40.2
10G-10FFORX90L	G25241-1010	7102-03595	5/8	15.8	1-14	15/16	1 1/8	2.76	70.1	3.05	77.5	1.57	40.0
10G-12FFORX90S	G25239-1012	7102-03605	5/8	15.8	1 3/16-12	15/16	1 3/8	1.88	47.8	3.80	96.6	2.33	59.1
12G-10FFORX90S	G25239-1210	7102-03745	3/4	19.0	1-14	1 1/16	1 1/8	1.26	32.0	4.13	105.0	2.13	54.0
12G-12FFORX90S	G25239-1212	7102-03615	3/4	19.0	1 3/16-12	1 1/16	1 3/8	1.88	47.8	4.29	109.0	2.28	58.0
12G-12FFORX90M	G25240-1212	7102-03625	3/4	19.0	1 3/16-12	1 1/16	1 3/8	2.28	57.9	4.20	106.8	2.20	55.8
12G-12FFORX90L	G25241-1212	7102-03835	3/4	19.0	1 3/16-12	1 1/16	1 3/8	3.78	96.0	4.02	102.0	2.01	51.0
12G-16FFORX90S	G25239-1216	7102-03645	3/4	19.0	1 7/16-12	1 3/16	1 5/8	2.21	56.1	4.67	118.5	2.66	67.5
16G-12FFORX90S	G25239-1612	7102-03755	1	25.4	1 3/16-12	1 3/8	1 3/8	1.89	48.0	4.83	122.8	2.61	66.2
16G-16FFORX90S	G25239-1616	7102-03655	1	25.4	1 7/16-12	1 3/8	1 5/8	2.21	56.1	5.11	129.9	2.88	73.1
16G-16FFORX90M	G25240-1616	7102-03665	1	25.4	1 7/16-12	1 3/8	1 5/8	2.78	70.6	4.53	115.0	2.29	58.2
16G-16FFORX90L	G25241-1616	7102-03675	1	25.4	1 7/16-12	1 3/8	1 5/8	4.50	114.3	4.53	115.0	2.29	58.2
20G-20FFORX90S	G25239-2020	7102-03685	1 1/4	31.7	1 11/16-12	1 3/4	1 7/8	2.51	63.8	5.51	140.0	3.19	81.0
20G-20FFORX90M	G25240-2020	7102-03695	1 1/4	31.7	1 11/16-12	1 3/4	1 7/8	3.09	78.5	5.31	135.0	2.99	76.0
20G-20FFORX90L	G25241-2020	7102-03705	1 1/4	31.7	1 11/16-12	1 3/4	1 7/8	5.09	129.3	5.31	135.0	2.99	76.0

- EQUIPMENT
- HOSE/CPLG. SELECTION
- TECH. DATA
- EXT. & VERY HIGH PRESS. HOSE
- GS CPLGS.
- PCM CPLGS.
- PCS CPLGS.
- HIGH & MED. PRESS. HOSE
- MEGACRIMP® CPLGS.
- PC CPLGS.
- FIELD ATTACHABLE CPLGS.
- AIR BRAKE HOSE & CPLGS.
- MEGATECH® C5 HOSE & CPLGS.
- LOW PRESS. HOSE & CPLGS.
- C14 HOSE & CPLGS.
- POLARSEAL® HOSE & CPLGS.
- PWR. STG. HOSE & CPLGS.
- THERMO-PLASTIC HOSE & CPLGS.
- ADAPTERS
- QUICK DISCONNECT CPLGS.
- ACCESSORIES & ASSORTMENTS
- PART NUMBER INDEXES



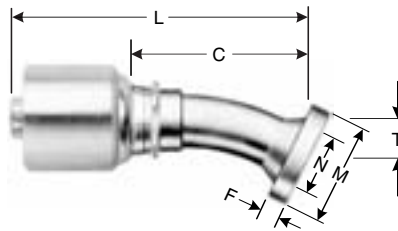
Code 61 O-Ring Flange



Descr	#		⊕		N	M		L		C		F	
			"	mm		"	"	mm	"	mm	"	mm	"
8G-8FL	G25300-0808	7103-25055	1/2	12.7	1/2	1.19	30.2	3.15	80.0	1.67	42.5	0.27	6.7
8G-10FLK [†]	G25300-0810	7100-03805	1/2	12.7	1/2	1.35	34.2	3.15	80.0	1.67	42.5	0.27	6.7
8G-12FL	G25300-0812	7103-25105	1/2	12.7	3/4	1.50	38.1	3.15	80.0	1.67	42.5	0.27	6.7
MEGACRIMP® CPLGS.	10G-10FLK [†]	G25300-0812	5/8	15.9	5/8	1.50	38.1	3.15	80.0	1.67	42.5	0.27	6.7
	12G-12FL	G25300-1212	3/4	19.0	3/4	1.50	38.1	3.86	98.0	1.85	47.0	0.27	6.7
PC CPLGS.	12G-16FL	G25300-1216	3/4	19.0	1	1.75	44.5	3.50	88.8	1.49	37.8	0.32	8.0
	16G-12FL	G25300-1612	1	25.4	1	1.50	38.1	5.04	128.0	2.80	71.2	0.27	6.7
FIELD ATTACHABLE CPLGS.	16G-16FL	G25300-1616	1	25.4	1	1.75	44.5	4.13	105.0	1.90	48.2	0.32	8.0
	16G-20FL	G25300-1620	1	25.4	1 1/4	2.00	50.8	4.13	105.0	1.90	48.2	0.32	8.0
AIR BRAKE HOSE & CPLGS.	20G-20FL	G25300-2020	1 1/4	31.7	1 1/4	2.00	50.8	4.43	112.5	2.11	53.5	0.32	8.0
	20G-24FL	G25300-2024	1 1/4	31.7	1 1/2	2.38	60.5	4.63	117.5	2.30	58.5	0.32	8.0

[†] Komatsu-style flange.

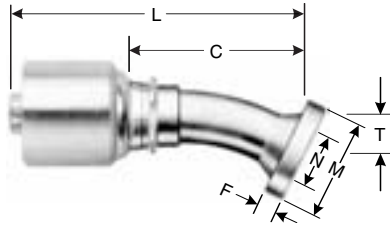
Code 61 O-Ring Flange – 22½° Bent Tube



Descr	#		⊕		N	M		T		L		C		F	
			"	mm		"	"	mm	"	mm	"	mm	"	mm	"
12G-12FL22M	G25302-1212	7103-26155	3/4	19.0	3/4	1.50	38.1	0.44	11.2	4.47	113.5	2.46	62.5	0.27	6.9
12G-16FL22M-014	G25302-1216	7100-03955	3/4	19.0	1	1.75	44.5	0.55	14.0	4.76	121.0	2.76	70.0	0.32	8.0
16G-16FL22M	G25302-1616	7103-26255	1	25.4	1 7/16-12	1.75	44.5	0.44	11.2	4.84	123.0	2.61	66.2	0.32	8.0
20G-20FL22M	G25302-2020	7103-26355	1 1/4	31.7	1 11/16-12	2.00	50.8	0.50	12.7	5.18	131.5	2.85	72.5	0.32	8.0

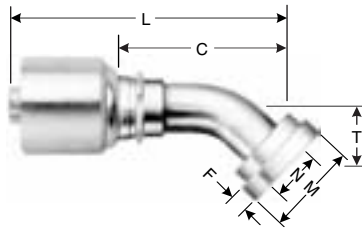


Code 61 O-Ring Flange – 30° Bent Tube



Descr	#		⊕		N	M		T		L		C		F	
			"	mm		"	"	mm	"	mm	"	mm	"	mm	"
12G-12FL30M	G25304-1212	7103-26655	3/4	19.0	3/4	1.50	38.1	1.00	25.4	4.67	118.5	2.66	67.5	0.32	8.0
12G-16FL30M	G25304-1216	7100-04045	3/4	19.0	1	1.75	44.5	0.75	19.0	4.88	124.0	2.87	73.0	0.32	8.0
16G-16FL30M	G25304-1616	7103-26755	1	25.4	1	1.75	44.5	0.62	15.7	4.92	125.0	2.69	68.2	0.32	8.0
20G-20FL30S	G25304-2020	7103-26845	1 1/4	31.7	1 1/4	2.0	50.8	0.79	20.0	6.03	153.4	3.72	94.4	0.32	8.0

Code 61 O-Ring Flange – 45° Bent Tube



Descr	#		⊕		N	M		T		L		C		F	
			"	mm		"	"	mm	"	mm	"	mm	"	mm	"
8G-8FL45	G25307-0808	7100-04125	1/2	12.7	1/2	1.19	30.2	0.78	19.8	3.70	94.0	2.22	56.5	0.26	6.7
8G-12FL45M	G25307-0812	7103-27165	1/2	12.7	3/4	1.50	38.1	0.78	19.8	3.70	94.0	2.22	56.5	0.27	6.9
10G-10FLK45M†	G25307-1010	7100-24155	5/8	15.9	5/8	1.40	34.2	0.79	20.0	6.0	153.4	3.70	94.4	0.33	6.7
12G-12FL45M	G25307-1212	7103-27245	3/4	19.0	3/4	1.50	38.1	1.00	25.4	4.67	118.5	2.66	67.5	0.27	6.9
12G-16FL45S	G25306-1216	7103-27315	3/4	19.0	1	1.75	44.4	1.00	25.4	4.67	118.5	2.66	67.5	0.32	8.0
16G-16FL45S	G25306-1616	7103-27395	1	25.4	1	1.75	44.4	1.06	26.9	5.11	129.7	2.87	72.9	0.32	8.0
16G-20FL45S	G25306-1620	7103-27475	1	25.4	1 1/4	2.00	50.8	1.06	26.9	5.10	129.5	2.86	72.7	0.32	8.0
20G-20FL45S	G25306-2020	7103-27555	1 1/4	31.7	1 1/4	2.00	50.8	1.15	29.2	5.59	142.0	3.27	83.0	0.32	8.0

† Komatsu-style flange.

EQUIPMENT

HOSE/CPLG. SELECTION

TECH. DATA

EXT. & VERY HIGH PRESS. HOSE

GS CPLGS.

PCM CPLGS.

PCS CPLGS.

HIGH & MED. PRESS. HOSE

MEGACRIMP® CPLGS.

PC CPLGS.

FIELD ATTACHABLE CPLGS.

AIR BRAKE HOSE & CPLGS.

MEGATECH® C5 HOSE & CPLGS.

LOW PRESS. HOSE & CPLGS.

C14 HOSE & CPLGS.

POLARSEAL® HOSE & CPLGS.

PWR. STG. HOSE & CPLGS.

THERMO-PLASTIC HOSE & CPLGS.

ADAPTERS

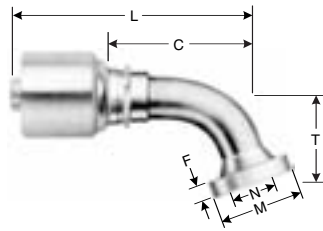
QUICK DISCONNECT CPLGS.

ACCESSORIES & ASSORTMENTS

PART NUMBER INDEXES

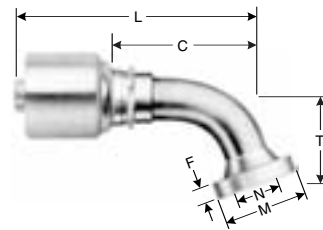


Code 61 O-Ring Flange – 60° Bent Tube



Descr	#		⊕		N		M		T		L		C		F	
			"	mm	"	mm	"	mm	"	mm	"	mm	"	mm	"	mm
12G-12FL60M	G25309-1212	7103-28155	3/4	19.0	3/4	1.50	38.1	1.41	35.8	4.61	117.0	2.60	66.0	0.27	6.9	
12G-16FL60M	G25309-1216	7103-28205	3/4	19.0	1	1.75	44.5	1.73	44.0	4.80	122.0	2.80	71.0	0.32	8.0	
16G-16FL60M	G25309-1616	7103-28255	1	25.4	1	1.75	44.5	1.73	44.0	5.85	148.5	3.61	91.7	0.32	8.0	
MEGACRIMP® CPLGS.	20G-20FL60S	G25308-2020	1 1/4	31.7	1 1/4	2.00	50.8	1.77	45.0	6.22	158.0	3.90	99.0	0.32	8.0	

Code 61 O-Ring Flange – 67½° Bent Tube

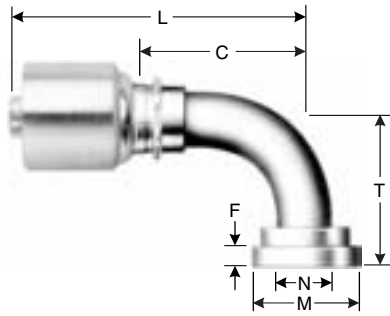


Descr	#		⊕		N		M		T		L		C		F	
			"	mm	"	mm	"	mm	"	mm	"	mm	"	mm	"	mm
12G-12FL67M	G25311-1212	7100-04355	3/4	19.0	3/4	1.50	38.1	1.65	42.0	4.65	118.0	2.64	67.0	0.27	6.9	
C14 HOSE & CPLGS.	20G-20FL67S	G25311-2020	1 1/4	31.7	1 1/4	2.00	50.8	2.01	51.0	5.92	150.4	3.60	91.4	0.32	8.0	

- EQUIPMENT
- HOSE/CPLG. SELECTION
- TECH. DATA
- EXT. & VERY HIGH PRESS. HOSE
- GS CPLGS.
- PCM CPLGS.
- PCS CPLGS.
- HIGH & MED. PRESS. HOSE
- MEGACRIMP® CPLGS.
- PC CPLGS.
- FIELD ATTACHABLE CPLGS.
- AIR BRAKE HOSE & CPLGS.
- MEGATECH® C5 HOSE & CPLGS.
- LOW PRESS. HOSE & CPLGS.
- C14 HOSE & CPLGS.
- POLARSEAL® HOSE & CPLGS.
- PWR. STG. HOSE & CPLGS.
- THERMO-PLASTIC HOSE & CPLGS.
- ADAPTERS
- QUICK DISCONNECT CPLGS.
- ACCESSORIES & ASSORTMENTS
- PART NUMBER INDEXES



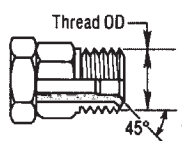
Code 61 O-Ring Flange – 90° Bent Tube



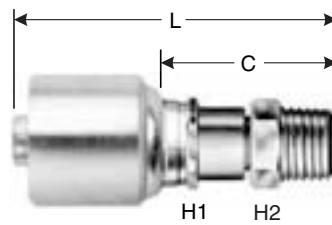
Descr	#		⊕		N	M	T		L		C		F		
			"	mm			"	mm	"	mm	"	mm	"	mm	"
8G-8FL90M	G25315-0808	7103-29115	1/2	12.7	1/2	1.19	30.1	1.63	41.4	3.59	91.2	2.11	53.7	0.27	6.9
8G-12FL90M	G25315-0812	7103-29235	1/2	12.7	3/4	1.50	38.1	1.63	41.4	3.60	91.5	2.13	54.0	0.27	6.9
10G-10FLK90†	G25315-1010	7100-04475	5/8	15.9	5/8	1.35	34.3	2.17	55.0	3.90	99.0	2.42	61.5	0.27	6.9
10G-12FL90	G25315-1012	7100-04485	5/8	15.9	3/4	1.50	38.1	2.28	58.0	3.94	100.0	2.46	62.5	0.27	6.7
12G-12FL90M	G25315-1212	7103-29535	3/4	19.0	3/4	1.50	38.1	2.13	54.1	4.40	111.7	2.39	60.7	0.27	6.7
12G-16FL90S	G25314-1216	7103-29585	3/4	19.0	1	1.75	44.4	2.13	54.1	4.40	111.7	2.39	60.7	0.32	8.0
16G-12FL90M	G25315-1612	7103-29655	1	25.4	3/4	1.5	38.1	1.97	50.0	5.09	129.3	2.85	72.5	0.27	6.9
16G-16FL90S	G25314-1616	7103-29705	1	25.4	1	1.75	44.4	2.38	60.5	5.04	128.1	2.81	71.3	0.32	8.0
16G-20FL90S	G25314-1620	7103-29765	1	25.4	1 1/4	2.00	50.8	2.38	60.5	5.04	128.1	2.81	71.3	0.32	8.0
16G-24FL90S-081	G25314-1624	7100-04555	1	25.4	1/2	2.38	60.5	3.19	81.0	5.57	141.6	3.34	84.8	0.32	8.0
20G-20FL90S	G25314-2020	7103-29885	1 1/4	31.7	1 1/4	2.00	50.8	2.62	66.5	5.41	137.5	3.09	78.5	0.32	8.0
20G-20FL90-102	G25316-2020	7100-04565	1 1/4	31.7	1 1/4	2.00	50.8	3.98	101.0	5.43	138.0	3.11	79.0	0.32	8.0
20G-24FL90S	G25314-2024	7103-29945	1 1/4	31.7	1 1/2	2.38	60.5	2.62	66.5	5.67	144.0	3.35	85.0	0.32	8.0

† Komatsu-style flange.

SAE Male Inverted Swivel



Male (MIX)

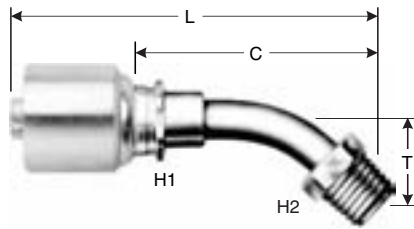
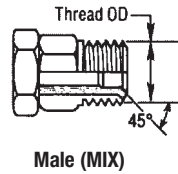


Descr	#		⊕		🌀	H1	H2	L		C	
			"	mm				"	mm	"	mm
4G-4MIX	G25500-0404	7100-16225	1/4	6.4	7/16-24	1/2	7/16	2.52	63.9	1.49	37.9
4G-5MIX	G25500-0405	7100-16235	1/4	6.4	1/2-20	1/2	1/2	2.52	63.9	1.49	37.9
6G-5MIX	G25500-0605	7100-16245	3/8	9.5	1/2-20	5/8	1/2	2.56	64.9	1.46	37.0
6G-6MIX	G25500-0606	7100-16255	3/8	9.5	5/8-18	5/8	5/8	2.75	69.9	1.65	42.0
6G-7MIX	G25500-0607	7100-16265	3/8	9.5	11/16-18	5/8	11/16	2.76	70.0	1.66	42.1
8G-6MIX	G25500-0806	7100-06275	1/2	12.7	5/8-18	13/16	5/8	3.13	79.5	1.65	42.0
8G-8MIX	G25500-0808	7100-06285	1/2	12.7	3/4-18	13/16	3/4	3.30	83.8	1.82	46.3



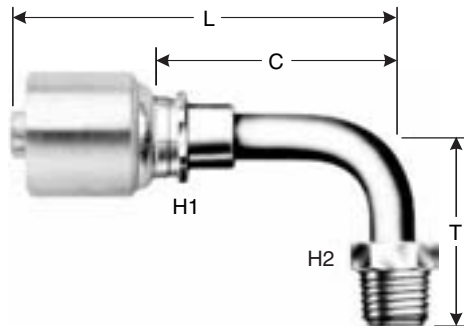
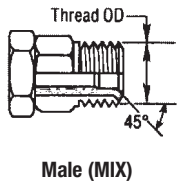
- EQUIPMENT
- HOSE/CPLG. SELECTION
- TECH. DATA
- EXT. & VERY HIGH PRESS. HOSE
- GS CPLGS.
- PCM CPLGS.
- PCS CPLGS.
- HIGH & MED. PRESS. HOSE
- MEGACRIMP® CPLGS.
- PC CPLGS.
- FIELD ATTACHABLE CPLGS.
- AIR BRAKE HOSE & CPLGS.
- MEGATECH® C5 HOSE & CPLGS.
- LOW PRESS. HOSE & CPLGS.
- C14 HOSE & CPLGS.
- POLARSEAL® HOSE & CPLGS.
- PWR. STG. HOSE & CPLGS.
- THERMO-PLASTIC HOSE & CPLGS.
- ADAPTERS
- QUICK DISCONNECT CPLGS.
- ACCESSORIES & ASSORTMENTS
- PART NUMBER INDEXES

SAE Male Inverted Swivel – 45° Bent Tube



Descr	#		↔		🌀	H1	H2	T		L		C	
			"	mm		"	"	"	mm	"	mm	"	mm
4G-3MIX45-018	G25502-0403	7100-16275	1/4	6.4	3/8-24	1/2	3/8	0.69	17.5	2.67	67.9	1.65	41.9
6G-4MIX45	G25502-0604	7100-16305	3/8	9.5	7/16-24	5/8	7/16	1.00	25.4	3.17	80.5	2.07	52.6
6G-5MIX45	G25502-0605	7100-16315	3/8	9.5	1/2-20	5/8	1/2	1.00	25.4	3.13	79.5	2.03	51.6
6G-6MIX45	G25502-0606	7100-16325	3/8	9.5	5/8-18	5/8	5/8	1.00	25.4	3.32	84.3	2.22	56.4
6G-7MIX45	G25502-0607	7100-16335	3/8	9.5	11/16-18	5/8	11/16	1.00	25.4	3.39	86.0	2.29	58.1
8G-8MIX45	G25502-0808	7100-16345	1/2	12.7	3/4-18	13/16	3/4	1.14	29.0	4.17	106.0	2.70	68.5

SAE Male Inverted Swivel – 90° Bent Tube

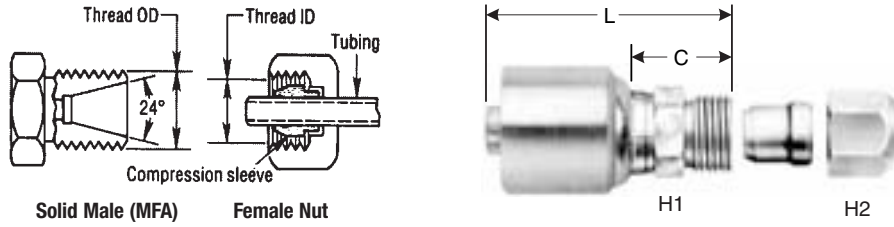


Descr	#		↔		🌀	H1	H2	T		L		C	
			"	mm		"	"	"	mm	"	mm	"	mm
4G-4MIX90	G25504-0404	7100-16355	1/4	6.4	7/16-24	1/2	7/16	1.38	35.1	2.33	59.2	1.31	33.2
4G-5MIX90	G25504-0405	7100-16365	1/4	6.4	1/2-20	1/2	1/2	1.38	35.1	2.46	62.5	1.44	36.5
5G-6MIX90-035	G25504-0506	7100-16385	5/16	7.9	5/8-18	5/8	5/8	1.38	35.1	2.78	70.5	1.67	42.5
6G-4MIX90	G25504-0604	7100-16395	3/8	9.5	7/16-24	5/8	7/16	1.38	35.1	2.44	62.0	1.34	34.1
6G-5MIX90	G25504-0605	7100-16405	3/8	9.5	1/2-20	5/8	1/2	1.38	35.1	2.50	63.5	1.40	35.6
6G-6MIX90	G25504-0606	7100-16415	3/8	9.5	5/8-18	5/8	5/8	1.38	35.1	2.80	71.0	1.70	43.1
6G-7MIX90	G25504-0607	7100-16425	3/8	9.5	11/16-18	5/8	11/16	1.38	35.1	2.80	71.0	1.70	43.1
8G-8MIX90	G25504-0808	7100-06435	1/2	12.7	3/4-18	13/16	3/4	1.64	41.7	3.29	83.5	1.81	46.0

EQUIPMENT
HOSE/CPLG. SELECTION
TECH. DATA
EXT. & VERY HIGH PRESS. HOSE
GS CPLGS.
PCM CPLGS.
PCS CPLGS.
HIGH & MED. PRESS. HOSE
MEGACRIMP® CPLGS.
PC CPLGS.
FIELD ATTACHABLE CPLGS.
AIR BRAKE HOSE & CPLGS.
MEGATECH® C5 HOSE & CPLGS.
LOW PRESS. HOSE & CPLGS.
C14 HOSE & CPLGS.
POLARSEAL® HOSE & CPLGS.
PWR. STG. HOSE & CPLGS.
THERMO-PLASTIC HOSE & CPLGS.
ADAPTERS
QUICK DISCONNECT CPLGS.
ACCESSORIES & ASSORTMENTS
PART NUMBER INDEXES

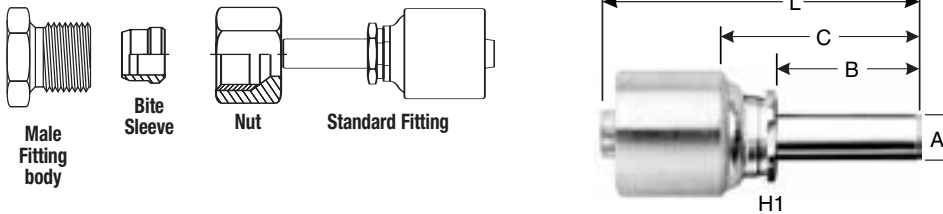


SAE Male Flareless Assembly



Descr	#		⊖		🌀	A1	H1	H2	L		C	
			"	mm					"	mm	"	mm
4G-4MFA	G25510-0404	7100-16445	1/4	6.4	7/16-20	1/4	9/16	1/2	1.95	49.5	0.93	23.5
4G-5MFA	G25510-0405	7100-16455	1/4	6.4	1/2-20	5/16	5/8	1/2	1.97	50.0	0.94	24.0
5G-6MFA	G25510-0506	7100-16505	5/16	7.9	9/16-18	5/16	5/8	11/16	2.21	56.1	1.11	28.1
6G-4MFA	G25510-0604	7100-16465	3/8	9.5	7/16-20	1/4	7/8	5/8	2.05	52.0	0.95	24.1
6G-5MFA	G25510-0605	7100-16475	3/8	9.5	1/2-20	5/16	5/8	5/8	2.16	55.0	1.07	27.1
6G-6MFA	G25510-0606	7100-16485	3/8	9.5	5/8-18	3/8	11/16	5/8	2.07	52.5	0.97	24.6
6G-8MFA	G25510-0608	7100-16495	3/8	9.5	3/4-16	1/2	7/8	3/4	2.20	56.0	1.11	28.1
8G-8MFA	G25510-0808	7100-06505	1/2	12.7	3/4-16	1/2	7/8	13/16	2.58	65.5	1.10	28.0
8G-10MFA	G25510-0810	7100-06515	1/2	12.7	7/8-14	5/8	1	7/8	2.64	67.0	1.16	29.5
12G-12MFA	G25510-1212	7100-06525	3/4	19.0	1 1/16-12	3/4	1 1/4	1 1/16	3.41	86.5	1.40	35.5
16G-16MFA	G25510-1616	7100-06535	1	25.4	1 5/16-12	1	1 1/2	1 3/8	3.94	100.0	1.70	43.2

North American Stand Pipe



Descr	#		⊖		A1	H1	L		C		B	
			"	mm			"	mm	"	mm	"	mm
4G-4NASP	G25520-0404	7100-08305	1/4	6.4	1/4	1/2	2.26	57.5	1.24	31.5	0.88	22.4
6G-6NASP	G25520-0606	7100-08335	3/8	9.5	3/8	5/8	2.34	59.5	1.24	31.6	0.88	22.4
8G-8NASP	G25520-0808	7100-08365	1/2	12.7	1/2	13/16	2.87	73.0	1.40	35.5	1.00	25.4
12G-12NASP	G25520-1212	7100-08435	3/4	19.0	3/4	1 1/16	3.58	91.0	1.57	40.0	1.16	29.5
16G-16NASP	G25520-1616	7100-08465	1	25.4	1	1 7/16	3.86	98.0	1.62	41.2	1.12	28.4

- EQUIPMENT
- HOSE/CPLG. SELECTION
- TECH. DATA
- EXT. & VERY HIGH PRESS. HOSE
- GS CPLGS.
- PCM CPLGS.
- PCS CPLGS.
- HIGH & MED. PRESS. HOSE
- MEGACRIMP® CPLGS.
- PC CPLGS.
- FIELD ATTACHABLE CPLGS.
- AIR BRAKE HOSE & CPLGS.
- MEGATECH® C5 HOSE & CPLGS.
- LOW PRESS. HOSE & CPLGS.
- C14 HOSE & CPLGS.
- POLARSEAL® HOSE & CPLGS.
- PWR. STG. HOSE & CPLGS.
- THERMO-PLASTIC HOSE & CPLGS.
- ADAPTERS
- QUICK DISCONNECT CPLGS.
- ACCESSORIES & ASSORTMENTS
- PART NUMBER INDEXES



EQUIPMENT
HOSE/CPLG. SELECTION
TECH. DATA
EXT. & VERY HIGH PRESS. HOSE
GS CPLGS.
PCM CPLGS.
PCS CPLGS.
HIGH & MED. PRESS. HOSE
MEGACRIMP® CPLGS.
PC CPLGS.
FIELD ATTACHABLE CPLGS.
AIR BRAKE HOSE & CPLGS.
MEGATECH® C5 HOSE & CPLGS.
LOW PRESS. HOSE & CPLGS.
C14 HOSE & CPLGS.
POLARSEAL® HOSE & CPLGS.
PWR. STG. HOSE & CPLGS.
THERMO-PLASTIC HOSE & CPLGS.
ADAPTERS
QUICK DISCONNECT CPLGS.
ACCESSORIES & ASSORTMENTS
PART NUMBER INDEXES

Female Flareless Sleeve



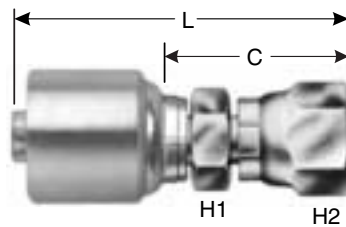
Female Flareless Nut



Descr	#			A
				"
4FFS	87380	G60051-0004	7334-40555	1/4
5FFS	87381	G60051-0005	7334-40565	5/16
6FFS	87382	G60051-0006	7334-40575	3/8
8FFS	87383	G60051-0008	7334-40435	1/2
10FFS	87384	G60051-0010	7334-40585	5/8
12FFS	87385	G60051-0012	7334-40595	3/4
16FFS	87386	G60051-0016	7334-40605	1

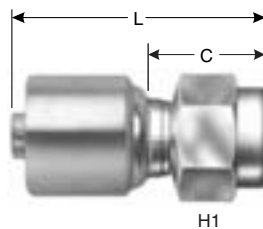
Descr	#			I/O	Spring	H1
				"		"
4FFN	87370	G60050-0004	7334-40495	1/4	7/16-20	9/16
5FFN	87371	G60050-0005	7334-40505	5/16	1/2-20	5/8
6FFN	87372	G60050-0006	7334-40515	3/8	5/8-18	11/16
8FFN	87373	G60050-0008	7334-40425	1/2	3/4-16	7/8
10FFN	87374	G60050-0010	7334-40525	5/8	7/8-14	1
12FFN	87375	G60050-0012	7334-40535	3/4	1 1/16-12	1 1/4
16FFN	87376	G60050-0016	7334-40545	1	1 5/16-12	1 1/2

Female Air Brake Swivel



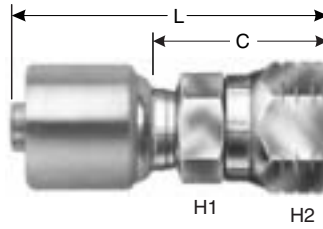
Descr	#		I/O		Spring	H1	H2	L		C	
			"	mm		"	"	"	mm	"	mm
6G-6FABX	G25540-0606	7100-13095	3/8	9.5	3/4-20	3/4	7/8	2.41	61.2	1.31	33.3
8G-6FABX	G25540-0806	7100-13105	1/2	12.7	3/4-20	13/16	7/8	2.48	63.0	1.00	25.5

Female Grease




Descr	#		I/O		Spring	H1	L		C	
			"	mm		"	"	mm	"	mm
4G-8FG	G25561-0408	7100-09605	1/4	6.4	1/2-27	11/16	1.87	47.5	0.85	21.5
6G-8FG	G25561-0608	7100-09615	3/8	9.5	1/2-27	11/16	1.93	49.1	0.83	21.2

Female Parker Triple Thread Flare



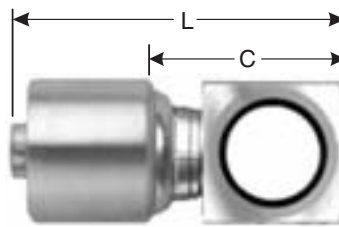
Descr	#		⊕		🌀	H1	H2	L		C	
			"	mm		"	"	"	mm	"	mm
16G-16FZX	G25562-1616	7100-00015	1	25.4	1 5/16-14	1 3/8	1 1/2	3.98	101.0	1.74	44.3

Pressure Wash Swivel (Karcher)



Descr	#		⊕		🌀	L		C	
			"	mm		"	mm	"	mm
4G-6PWX	G25563-0406	7100-02905	1/4	6.4	M22X1.5	2.52	64.0	1.50	38.0
6G-6PWX	G25563-0606	7100-02915	3/8	9.5	M22X1.5	2.60	66.0	1.50	38.1

International Thread British Std Pipe Banjo



Descr	#		⊕		L		C	
			"	mm	"	mm	"	mm
4G-4BSPBJ	G25850-0404	7100-92565	1/4	6.4	2.10	53.44	1.19	30.26
6G-6BSPBJ	G25850-0606	7100-92575	3/8	9.5	2.20	55.82	1.30	32.36
8G-8BSPBJ	G25850-0808	7100-92925	1/2	12.7	2.80	70.66	1.50	38.24

*D = inside diameter of hole on drawing.

EQUIPMENT

HOSE/CPLG. SELECTION

TECH. DATA

EXT. & VERY HIGH PRESS. HOSE

GS CPLGS.

PCM CPLGS.

PCS CPLGS.

HIGH & MED. PRESS. HOSE

MEGACRIMP® CPLGS.

PC CPLGS.

FIELD ATTACHABLE CPLGS.

AIR BRAKE HOSE & CPLGS.

MEGATECH®/C5 HOSE & CPLGS.

LOW PRESS. HOSE & CPLGS.

C14 HOSE & CPLGS.

POLARSEAL® HOSE & CPLGS.

PWR. STG. HOSE & CPLGS.

THERMO-PLASTIC HOSE & CPLGS.


ADAPTERS

QUICK DISCONNECT CPLGS.

ACCESSORIES & ASSORTMENTS

PART NUMBER INDEXES

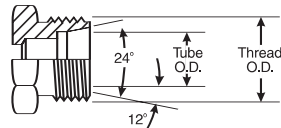
International Thread Metric 7642 DIN Banjo



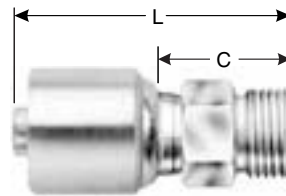
Descr	#		⊖		L		C	
			"	mm	"	mm	"	mm
4G-12DBJ	G25770-0412	7100-91195	1/4	6.4	2.06	51.44	1.11	28.26
6G-16DBJ	G25770-0616	7100-91285	3/8	9.5	2.20	55.81	1.27	32.36
8G-18DBJ	G25770-0818	7100-91305	1/2	12.7	2.64	67.15	1.37	34.74
12G-26DBJ	G25770-1226	7100-93895	3/4	19.0	3.73	94.7	3.23	82.1
16G-30DBJ	G25770-1630	7100-94995	1	25.1	4.30	109.2	2.06	52.4

*D = inside diameter of hole on drawing.

Male DIN 24° Cone – Light Series



Male 24° Cone, DIN 2353



H1

Descr	#		⊖		🌀	H1	L		C	
			"	mm		mm	"	mm	"	mm
4G-6MDL	G25615-0406	7100-92685	1/4	6.4	M12X1.5	14	0.78	19.8	1.69	42.9
4G-8MDL	G25615-0408	7100-14835	1/4	6.4	M14X1.5	17	0.94	24.0	1.97	50.0
4G-10MDL	G25615-0410	7100-14845	1/4	6.4	M16X1.5	17	0.98	25.0	2.01	51.0
6G-10MDL	G25615-0610	7100-14865	3/8	9.5	M16X1.5	17	0.97	24.6	2.07	52.5
6G-12MDL	G25615-0612	7100-14875	3/8	9.5	M18X1.5	19	0.97	24.6	2.07	52.5
6G-15MDL	G25615-0615	7100-92695	3/8	9.5	M22X1.5	24	1.86	47.3	0.94	23.9
8G-15MDL	G25615-0815	7100-04885	1/2	12.7	M22X1.5	24	1.08	27.5	2.56	65.0
10G-18MDL	G25615-1018	7100-04895	5/8	15.8	M26X1.5	27	1.08	27.5	2.56	65.0
12G-22MDL	G25615-1222	7100-04905	3/4	19.0	M30X2.0	32	1.26	32.0	3.27	83.0
16G-28MDL	G25615-1628	7100-04915	1	25.4	M36X2.0	32	1.26	32.0	3.27	83.0

EQUIPMENT

HOSE/CPLG. SELECTION

TECH. DATA

EXT. & VERY HIGH PRESS. HOSE

GS CPLGS.

PCM CPLGS.

PCS CPLGS.

HIGH & MED. PRESS. HOSE

MEGACRIMP® CPLGS.

PC CPLGS.

FIELD ATTACHABLE CPLGS.

AIR BRAKE HOSE & CPLGS.

MEGATECH® C5 HOSE & CPLGS.

LOW PRESS. HOSE & CPLGS.

C14 HOSE & CPLGS.

POLARSEAL® HOSE & CPLGS.

PWR. STG. HOSE & CPLGS.

THERMO-PLASTIC HOSE & CPLGS.

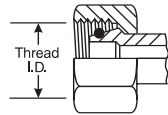
ADAPTERS

QUICK DISCONNECT CPLGS.

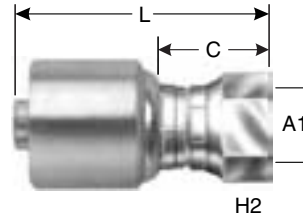
ACCESSORIES & ASSORTMENTS

PART NUMBER INDEXES

Female DIN 24° Cone Swivel – Light Series with O-Ring

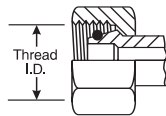


Female 24° Cone with O-Ring

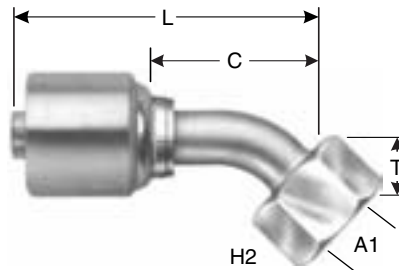


Descr	#		⊕		🌀	H2	L		C		A1
			"	mm			mm	"	mm	mm	
4G-6FDLORX	G25645-0406	7100-92135	1/4	6.4	M12X1.5	14	1.92	48.7	1.01	25.8	6
4G-8FDLORX	G25645-0408	7100-91995	1/4	6.4	M14X1.5	17	2.02	51.3	1.12	28.4	8
4G-10FDLORX	G25645-0410	7100-92145	1/4	6.4	M16X1.5	19	2.17	55.2	1.15	29.3	10
4G-12FDLORX	G25645-0412	7100-92865	1/4	6.4	M18X1.5	22	2.07	52.6	1.17	29.7	12
5G-10FDLORX	G25645-0510	7100-92015	5/16	7.9	M16X1.5	19	2.12	53.9	1.17	29.7	10
5G-12FDLORX	G25645-0512	7100-92035	5/16	7.9	M18X1.5	22	2.13	54.1	1.18	29.9	12
6G-10FDLORX	G25645-0610	7100-92175	3/8	9.5	M16X1.5	19	2.06	52.3	1.15	29.2	10
6G-12FDLORX	G25645-0612	7100-92055	3/8	9.5	M18X1.5	22	2.09	53.0	1.18	29.9	12
8G-15FDLORX	G25645-0815	7100-92075	1/2	12.7	M22X1.5	27	2.43	61.8	1.16	29.3	15
10G-18FDLORX	G25645-1018	7100-92095	5/8	15.8	M26X1.5	32	2.36	60.0	1.19	30.3	18
12G-18FDLORX	G25645-1218	7100-92825	3/4	19.0	M30X2.0	32	2.70	68.5	1.18	30.0	18
12G-22FDLORX	G25645-1222	7100-92115	3/4	19.0	M30X2.0	36	2.79	70.8	1.27	32.3	22
16G-28FDLORX	G25645-1628	7100-92205	1	25.4	M36X2.0	41	3.21	81.6	1.45	36.7	28
20G-35FDLORX	G25645-2035	7100-92215	1 1/4	31.7	M45X2.0	36	3.56	90.4	1.74	44.1	35

Female DIN 24° Cone Swivel Light Series with O-Ring – 45° Bent Tube



Female 24° Cone with O-Ring

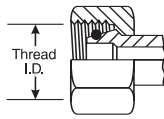


Descr	#		⊕		🌀	H2	T		L		C		A1
			"	mm			mm	"	mm	mm	mm		
4G-8FDLORX45	G25650-0408	7100-91855	1/4	6.4	M14X1.5	17	0.64	16.2	2.34	59.5	1.44	36.5	8
4G-10FDLORX45	G25650-0410	7100-92265	1/4	6.4	M16X1.5	19	0.70	17.9	2.41	61.3	1.51	38.3	10
5G-10FDLORX45	G25650-0510	7100-91895	5/16	7.9	M16X1.5	19	0.67	17.1	2.50	63.4	1.55	39.3	10
6G-10FDLORX45	G25650-0610	7100-92295	3/8	9.5	M16X1.5	19	0.73	18.6	2.50	63.6	1.59	40.5	10
6G-12FDLORX45	G25650-0612	7100-91875	3/8	9.5	M18X1.5	22	0.74	18.9	2.52	64.0	1.61	40.9	12
6G-15FDLORX45	G25650-0615	7100-92315	3/8	9.5	M22X1.5	27	0.89	22.5	2.66	67.5	1.75	44.4	15
8G-15FDLORX45	G25650-0815	7100-91935	1/2	12.7	M22X1.5	27	0.79	20.2	3.13	79.6	1.85	47.1	15
10G-18FDLORX45	G25650-1018	7100-91955	5/8	15.8	M26X1.5	32	0.98	24.8	3.37	85.7	2.21	56.0	18
12G-22FDLORX45	G25650-1222	7100-91975	3/4	19.0	M30X2.0	36	1.17	29.8	4.12	104.6	2.60	66.1	22
16G-28FDLORX45	G25650-1628	7100-92325	1	25.4	M36X2.0	41	1.21	30.9	4.87	123.7	3.10	78.8	28
20G-35FDLORX45	G25650-2035	7100-92335	1 1/4	31.7	M45X2.0	50	1.48	37.5	5.48	139.3	3.68	93.4	35

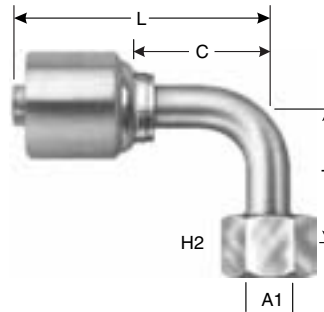


- EQUIPMENT
- HOSE/CPLG. SELECTION
- TECH. DATA
- EXT. & VERY HIGH PRESS. HOSE
- GS CPLGS.
- PCM CPLGS.
- PCS CPLGS.
- HIGH & MED. PRESS. HOSE
- MEGACRIMP® CPLGS.
- PC CPLGS.
- FIELD ATTACHABLE CPLGS.
- AIR BRAKE HOSE & CPLGS.
- MEGATECH® C5 HOSE & CPLGS.
- LOW PRESS. HOSE & CPLGS.
- C14 HOSE & CPLGS.
- POLARSEAL® HOSE & CPLGS.
- PWR. STG. HOSE & CPLGS.
- THERMO-PLASTIC HOSE & CPLGS.
- ADAPTERS
- QUICK DISCONNECT CPLGS.
- ACCESSORIES & ASSORTMENTS
- PART NUMBER INDEXES

Female DIN 24° Cone Swivel Light Series with O-Ring – 90° Bent Tube

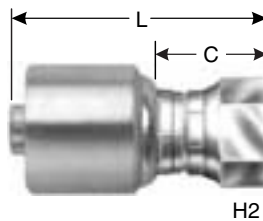


Female 24° Cone
with O-Ring



Descr	#		↔		🌀	H2 mm	T		L		C		A1 mm
			"	mm			"	mm	"	mm	"	mm	
4G-6FDLORX90	G25655-0406	7100-92375	1/4	6.4	M12X1.5	14	1.38	35.0	2.14	54.5	1.24	31.5	6
4G-8FDLORX90	G25655-0408	7100-91685	1/4	6.4	M14X1.5	17	1.38	35.0	2.14	54.5	1.24	31.5	8
4G-10FDLORX90	G25655-0410	7100-92385	1/4	6.4	M16X1.5	19	1.44	36.5	2.14	54.4	1.24	31.5	10
5G-10FDLORX90	G25655-0510	7100-91725	5/16	9.5	M16X1.5	19	1.44	36.5	2.31	58.6	1.35	34.4	10
6G-10FDLORX90	G25655-0610	7100-92415	3/8	9.5	M16X1.5	19	1.44	36.5	2.18	55.3	1.27	32.2	10
6G-12FDLORX90	G25655-0612	7100-91705	3/8	9.5	M18X1.5	22	1.46	37.0	2.18	55.3	1.27	32.2	12
8G-15FDLORX90	G25655-0815	7100-91765	1/2	12.7	M22X1.5	27	1.65	42.0	2.87	72.9	1.59	40.4	15
10G-18FDLORX90	G25655-1018	7100-91785	5/8	15.8	M26X1.5	32	2.03	51.5	3.04	77.3	1.87	47.6	18
12G-22FDLORX90	G25655-1222	7100-91805	3/4	19.0	M30X2.0	36	2.44	62.0	3.73	94.8	2.22	56.3	22
16G-28FDLORX90	G25655-1628	7100-92445	1	25.4	M36X2.0	41	2.76	70.0	4.69	119.2	2.93	74.3	28
20G-35FDLORX90	G25655-2035	7100-92455	1 1/4	31.7	M45X2.0	36	3.15	80.0	5.07	128.8	3.26	82.8	35

Female French GAZ Swivel

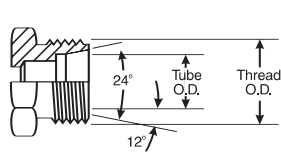


Descr	#		↔		🌀	L		C	
			"	mm		"	mm	"	mm
8G-17FFGX	G25690-0817	7100-93555	1/2	12.7	M24X1.5	2.50	63.4	1.02	25.9

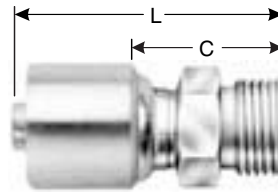
- EQUIPMENT
- HOSE/CPLG. SELECTION
- TECH. DATA
- EXT. & VERY HIGH PRESS. HOSE
- GS CPLGS.
- PCM CPLGS.
- PCS CPLGS.
- HIGH & MED. PRESS. HOSE
- MEGACRIMP® CPLGS.
- PC CPLGS.
- FIELD ATTACHABLE CPLGS.
- AIR BRAKE HOSE & CPLGS.
- MEGATECH™ C5 HOSE & CPLGS.
- LOW PRESS. HOSE & CPLGS.
- C14 HOSE & CPLGS.
- POLARSEAL® HOSE & CPLGS.
- PWR. STG. HOSE & CPLGS.
- THERMO-PLASTIC HOSE & CPLGS.
- ADAPTERS
- QUICK DISCONNECT CPLGS.
- ACCESSORIES & ASSORTMENTS
- PART NUMBER INDEXES



Male DIN 24° Cone – Heavy Series



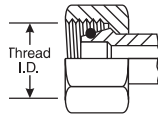
Male 24° Cone, DIN 2353



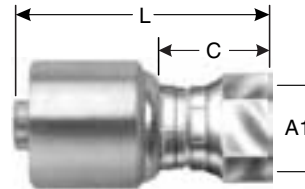
H1

Descr	#		⊕		🌀	H1	L		C	
			"	mm		mm	"	mm	"	mm
4G-8MDH	G25715-0408	7100-15315	1/4	6.4	M16X1.5	17	2.09	53.0	1.06	27.0
4G-10MDH	G25715-0410	7100-15325	1/4	6.4	M18X1.5	19	2.07	52.5	1.04	26.5
5G-12MDH	G25715-0512	7100-93015	5/16	7.9	M20X1.5	22	2.04	51.9	1.09	27.8
6G-10MDH	G25715-0610	7100-15345	3/8	9.5	M18X1.5	19	2.07	52.5	0.97	24.6
6G-12MDH	G25715-0612	7100-15355	3/8	9.5	M20X1.5	24	2.26	57.5	1.17	29.6
4G-10MDH	G25715-0410	7100-15325	1/4	6.4	M18X1.5	19	2.07	52.5	1.04	26.5
8G-12MDH	G25715-0812	7100-94815	1/2	12.7	M18X1.5	24	2.42	61.5	1.14	29.0
8G-16MDH	G25715-0816	7100-05375	1/2	12.7	M24X1.5	27	2.72	69.0	1.24	31.5
10G-20MDH	G25715-1020	7100-05385	5/8	15.8	M30X2.0	32	2.89	73.5	1.42	36.0
12G-20MDH	G25715-1220	7100-92755	3/4	19.0	M30X2.0	32	2.84	72.3	1.33	33.9
12G-25MDH	G25715-1225	7100-05395	3/4	19.0	M36X2.0	41	3.62	92.0	1.61	41.0
16G-30MDH	G25715-1630	7100-92535	1	25.4	M42X2.0	16	3.48	88.3	1.67	42.41
20G-38MDH	G25715-2038	7100-92545	1 1/4	31.7	M52X2.0	55	3.72	94.42	1.93	49.10

Female DIN 24° Cone Swivel – Heavy Series with O-Ring



Female 24° Cone with O-Ring



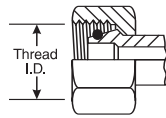
H2

Descr	#		⊕		🌀	H2	L		C		A1 ⊕
			"	Mm		mm	"	mm	"	mm	mm
4G-8FDHORX	G25720-0408	7100-92005	1/4	6.4	M16X1.5	19	2.02	51.3	1.12	28.4	8
4G-10FDHORX	G25720-0410	7100-92155	1/4	6.4	M18X1.5	22	2.06	52.2	1.15	29.3	10
4G-12FDHORX	G25720-0412	7100-92875	5/16	7.9	M18X1.5	22	2.06	52.2	1.15	29.3	10
5G-12FDHORX	G25720-0512	7100-92045	5/16	7.9	M20X1.5	24	2.28	58.0	1.18	30.0	12
5G-14FDHORX	G25720-0514	7100-94835	5/16	7.9	M22X1.5	27	2.11	53.6	1.18	30.0	14
6G-10FDHORX	G25720-0610	7100-92185	3/8	9.5	M18X1.5	22	2.06	52.3	1.15	29.2	10
6G-12FDHORX	G25720-0612	7100-92065	3/8	9.5	M20X1.5	24	2.09	53.0	1.18	29.9	12
6G-14FDHORX	G25720-0614	7100-93305	3/8	9.5	M22X1.5	27	2.19	55.6	1.28	32.5	14
8G-12FDHORX	G25720-0812	7100-93335	1/2	12.7	M20X1.5	24	2.76	70.2	1.29	32.7	12
8G-14FDHORX	G25720-0814	7100-94795	1/2	12.7	M22X1.5	27	2.56	65.0	1.28	32.5	14
8G-16FDHORX	G25720-0816	7100-92085	1/2	12.7	M24X1.5	30	2.60	66.1	1.32	33.6	16
10G-20FDHORX	G25720-1020	7100-92105	5/8	15.8	M30X2.0	36	2.67	67.9	1.51	38.2	20
12G-20FDHORX	G25720-1220	7100-92855	3/4	19.0	M30X2.0	36	2.99	76.0	1.48	37.5	20
12G-25FDHORX	G25720-1225	7100-92125	3/4	19.0	M36X2.0	46	3.19	81.1	1.68	42.6	25
16G-25FDHORX	G25720-1625	7100-93215	1	25.4	M42X2.0	46	4.04	102.5	1.80	45.7	25
16G-30FDHORX	G25720-1630	7100-92235	1	25.4	M42X2.0	50	3.70	94.1	1.94	49.2	30

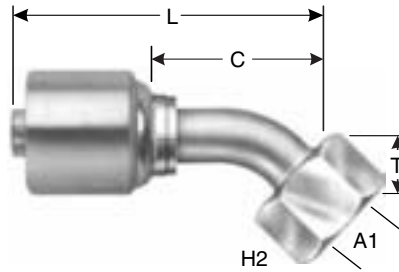
- EQUIPMENT
- HOSE/CPLG. SELECTION
- TECH. DATA
- EXT. & VERY HIGH PRESS. HOSE
- GS CPLGS.
- PCM CPLGS.
- PCS CPLGS.
- HIGH & MED. PRESS. HOSE
- MEGACRIMP® CPLGS.
- PC CPLGS.
- FIELD ATTACHABLE CPLGS.
- AIR BRAKE HOSE & CPLGS.
- MEGATECH® C5 HOSE & CPLGS.
- LOW PRESS. HOSE & CPLGS.
- C14 HOSE & CPLGS.
- POLARSEAL® HOSE & CPLGS.
- PWR. STG. HOSE & CPLGS.
- THERMO-PLASTIC HOSE & CPLGS.
- ADAPTERS
- QUICK DISCONNECT CPLGS.
- ACCESSORIES & ASSORTMENTS
- PART NUMBER INDEXES



Female DIN 24° Cone Swivel Heavy Series with O-Ring – 45° Bent Tube

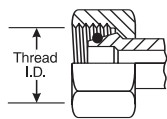


Female 24° Cone with O-Ring

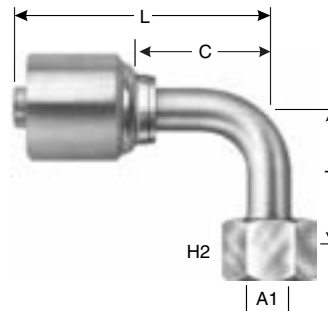


Descr	#		⊖		🌀	H2	T		L		C		A1
			"	mm		mm	"	mm	"	mm	"	mm	mm
4G-8FDHORX45	G25725-0408	7100-91865	1/4	10.4	M16X1.5	19	0.64	16.2	2.34	59.5	1.44	36.5	8
6G-12FDHORX45	G25725-0612	7100-91885	3/8	9.5	M20X1.5	24	0.74	18.9	2.52	64.0	1.61	40.9	12
8G-14FDHORX45	G25725-0814	7100-94855	1/2	12.7	M22X1.5	27	1.11	28.3	3.40	86.4	2.13	54.0	14
8G-16FDHORX45	G25725-0816	7100-91945	1/2	12.7	M24X1.5	30	0.85	21.6	3.19	81.0	1.91	48.5	16
10G-20FDHORX45	G25725-1020	7100-91965	5/8	15.8	M30X2.0	36	0.98	24.9	3.36	85.4	2.19	55.7	20
12G-25FDHORX45	G25725-1225	7100-91985	3/4	19.0	M36X2.0	46	1.23	31.2	4.17	106.0	2.66	67.6	25

Female DIN 24° Cone Swivel Heavy Series with O-Ring – 90° Bent Tube



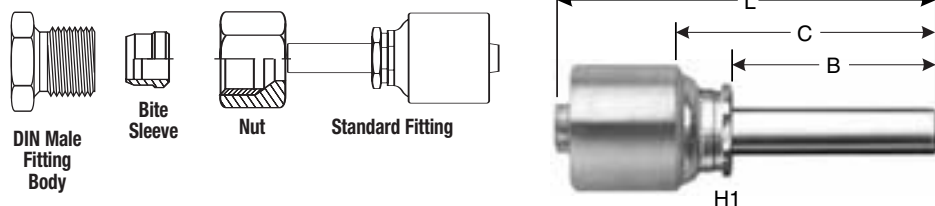
Female 24° Cone with O-Ring



Descr	#		⊖		🌀	H2	T		L		C		A1
			"	mm		mm	"	mm	"	mm	"	mm	mm
4G-8FDHORX90	G25730-0408	7100-91695	1/4	6.4	M16X1.5	19	1.38	35.0	2.14	54.5	1.24	31.5	8
4G-10FDHORX90	G25730-0410	7100-92395	1/4	6.4	M18X1.5	22	1.44	36.5	2.15	54.5	1.24	31.5	10
5G-12FDHORX90	G25730-0512	7100-91755	5/16	7.9	M20X1.5	24	1.46	37.0	2.32	59.0	1.22	31.0	12
5G-14FDHORX90	G25730-0514	7100-94845	5/16	7.9	M22X1.5	24	1.57	40.0	2.15	54.6	1.22	31.0	14
6G-10FDHORX90	G25730-0610	7100-92425	3/8	9.5	M18X1.5	22	1.44	36.5	2.18	55.3	1.27	32.2	10
6G-12FDHORX90	G25730-0612	7100-91715	3/8	9.5	M20X1.5	24	1.46	37.0	2.18	55.3	1.27	32.2	12
6G-14FDHORX90	G25730-0614	7100-92465	3/8	9.5	M22X1.5	27	1.57	40.0	2.18	55.3	1.27	32.2	14
8G-16FDHORX90	G25730-0816	7100-91775	1/2	12.7	M24X1.5	30	1.73	44.0	2.87	72.9	1.59	40.4	16
10G-20FDHORX90	G25730-1020	7100-91795	5/8	15.8	M30X2.0	36	2.01	51.0	3.00	76.3	1.83	46.6	20
10G-25FDHORX90	G25730-1025	7100-94825	5/8	15.8	M36X2.0	46	2.52	64.0	3.00	76.3	1.83	46.6	25
12G-20FDHORX90	G25730-1220	7100-93035	3/4	19.0	M30X2.0	36	2.01	51.0	3.46	87.8	1.94	49.3	20
12G-25FDHORX90	G25730-1225	7100-91815	3/4	19.0	M36X2.0	46	2.52	64.0	3.73	94.8	2.22	56.3	25



Metric Stand Pipe



Descr	#		⌀		A1 mm	H1 "	L		C		B	
			"	mm			"	mm	"	mm	"	mm
4G-6MSP	G25750-0406	7100-93355	1/4	6.4	6	1/2	2.24	57.0	1.22	31.0	0.87	22.0
4G-8MSP	G25750-0408	7100-93365	1/4	6.4	8	1/2	2.24	57.0	1.22	31.0	0.87	22.0
4G-10MSP	G25750-0410	7100-93375	1/4	6.4	8	1/2	2.54	64.5	1.51	38.5	0.87	22.0
6G-10MSP	G25750-0610	7100-90325	3/8	9.5	10	5/8	2.34	59.5	1.24	31.6	0.91	23.0
6G-12MSP	G25750-0612	7100-90005	3/8	9.5	12	5/8	2.34	59.5	1.24	31.6	0.91	23.0
8G-15MSP	G25750-0815	7100-90045	1/2	12.7	15	13/16	2.81	71.5	1.34	34.0	0.98	25.0
10G-18MSP	G25750-1018	7100-93405	5/8	15.8	18	15/16	3.04	77.2	1.56	39.7	0.98	25.0
10G-22MSP	G25750-1022	7100-95335	5/8	15.8	22	15/16	3.11	79.0	1.63	41.5	0.98	25.0
12G-18MSP	G25750-1218	7100-95345	3/4	19.0	18	1 1/16	3.44	87.5	1.44	36.5	1.02	26.0
12G-22MSP	G25750-1222	7100-93465	3/4	19.0	22	1 1/16	3.50	89.0	1.50	38.0	1.10	28.0
16G-28MSP	G25750-1628	7100-95355	1	25.4	28	1 7/16	3.90	99.0	1.66	42.2	1.18	30.0

Metric Bite Sleeve



Descr	#			⌀
				mm
6BS	83185	G64787-0006	7253-26815	6
8BS	83186	G64787-0008	7253-26835	8
10BS	83187	G64787-0010	7253-26855	10
12BS	83188	G64787-0012	7253-26875	12
14BS	83199	G64787-0014	7253-26895	14
15BS	83189	G64787-0015	7253-26905	15
16BS	83200	G64787-0016	7253-26915	16
18BS	83190	G64787-0018	7253-26925	18
20BS	83201	G64787-0020	7253-26935	20
22BS	83191	G64787-0022	7253-26945	22
25BS	83202	G64787-0025	7253-26955	25
28BS	83192	G64787-0028	7253-26965	28
30BS	83203	G64787-0030	7253-26975	30
35BS	83193	G64787-0035	7253-26985	35
38BS	83204	G64787-0038	7253-26995	38
42BS	83194	G64787-0042	7253-27005	42

Metric Bite Nut



Descr	#			⌀	⌀
					mm
6MNL	83215	G64788-0006	7253-27105	M12X1.5	6
6MNH	83240	G64789-0006	7253-27115	M14X1.5	6
8MNL	83216	G64788-0008	7253-27125	M14X1.5	8
8MNH	83241	G64789-0008	7253-27135	M16X1.5	8
10MNL	83217	G64788-0010	7253-27145	M16X1.5	10
10MNH	83242	G64789-0010	7253-27155	M18X1.5	10
12MNL	83218	G64788-0012	7253-27165	M18X1.5	12
12MNH	83243	G64789-0012	7253-27175	M20X1.5	12
14MNL	83244	G64789-0014	7253-27195	M22X1.5	14
15MNL	83219	G64788-0015	7253-27185	M22X1.5	15
16MNL	83245	G64789-0016	7253-27205	M24X1.5	16
18MNL	83220	G64788-0018	7253-27215	M26X1.5	18
20MNL	83246	G64789-0020	7253-27225	M30X1.5	20
22MNL	83221	G64788-0022	7253-27235	M30X2.0	22
25MNL	83247	G64789-0025	7253-27245	M36X2.0	25
28MNL	83222	G64788-0028	7253-27255	M36X2.0	28
30MNL	83248	G64789-0030	7253-27265	M42X2.0	30
35MNL	83223	G64788-0035	7253-27275	M45X2.0	35
38MNL	83249	G64789-0038	7253-27285	M52X2.0	38
42MNL	83224	G64788-0042	7253-27295	M52X2.0	42

EQUIPMENT

HOSE/CPLG. SELECTION

TECH. DATA

EXT. & VERY HIGH PRESS. HOSE

GS CPLGS.

PCM CPLGS.

PCS CPLGS.

HIGH & MED. PRESS. HOSE

MEGACRIMP® CPLGS.

PC CPLGS.

FIELD ATTACHABLE CPLGS.

AIR BRAKE HOSE & CPLGS.

MEGATECH® C5 HOSE & CPLGS.

LOW PRESS. HOSE & CPLGS.

C14 HOSE & CPLGS.

POLARSEAL® HOSE & CPLGS.

PWR. STG. HOSE & CPLGS.

THERMO-PLASTIC HOSE & CPLGS.

ADAPTERS

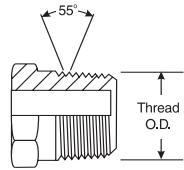
QUICK DISCONNECT CPLGS.

ACCESSORIES & ASSORTMENTS

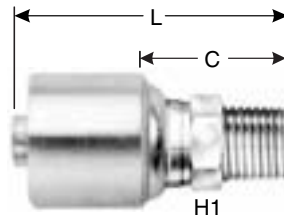
PART NUMBER INDEXES



Male British Standard Pipe Tapered/ Japanese Tapered Thread



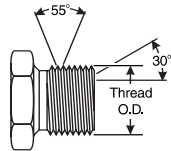
BSPT Male (MBSPT)



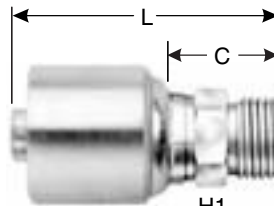
H1

Descr	#		⌀		🌀	H1	L		C	
			"	mm		mm	"	mm	"	mm
4G-4MBSPT	G25795-0404	7100-91075	1/4	6.4	1/4-19	14	1.89	47.9	0.97	24.8
6G-6MBSPT	G25795-0606	7100-91105	3/8	9.5	3/8-19	19	1.95	49.5	1.03	26.1
8G-8MBSPT	G25795-0808	7100-91125	1/2	12.7	1/2-14	22	2.49	63.4	1.22	30.9
12G-12MBSPT	G25795-1212	7100-91145	3/4	19.0	3/4-14	32	2.92	74.1	1.41	35.7
16G-16MBSPT	G25795-1616	7100-91155	1	25.4	1-11	36	3.44	87.5	1.64	41.6

Male British Standard Pipe Parallel



BSPP Male



H1

Descr	#		⌀		🌀	H1	L		C	
			"	mm		mm	"	mm	"	mm
4G-4MBSPP	G25810-0404	7100-15515	1/4	6.4	1/4-19	19	2.11	53.5	1.08	27.5
6G-6MBSPP	G25810-0606	7100-15525	3/8	9.5	3/8-19	22	2.17	55.0	1.07	27.1
6G-8MBSPP	G25810-0608	7100-15535	3/8	9.5	1/2-14	27	2.36	60.0	1.26	32.1
8G-6MBSPP	G25810-0806	7100-93245	1/2	12.7	3/8-19	22	2.30	58.5	1.02	26.0
8G-8MBSPP	G25810-0808	7100-05545	1/2	12.7	1/2-14	27	2.72	69.0	1.24	31.5
10G-10MBSPP	G25810-1010	7100-05555	5/8	15.8	5/8-14	30	2.89	73.5	1.41	36.0
12G-12MBSPP	G25810-1212	7100-05565	3/4	19.0	3/4-14	32	3.35	85.0	1.34	34.0
16G-16MBSPP	G25810-1616	7100-05575	1	25.4	1-11	41	3.98	101.0	1.74	44.2

EQUIPMENT

HOSE/CPLG. SELECTION

TECH. DATA

EXT. & VERY HIGH PRESS. HOSE

GS CPLGS.

PCM CPLGS.

PCS CPLGS.

HIGH & MED. PRESS. HOSE

MEGACRIMP® CPLGS.

PC CPLGS.

FIELD ATTACHABLE CPLGS.

AIR BRAKE HOSE & CPLGS.

MEGATECH® C5 HOSE & CPLGS.

LOW PRESS. HOSE & CPLGS.

POLARSEAL® HOSE & CPLGS.

PWR. STG. HOSE & CPLGS.

THERMO-PLASTIC HOSE & CPLGS.

ADAPTERS

QUICK DISCONNECT CPLGS.

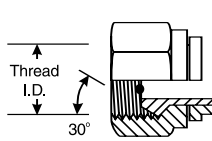
ACCESSORIES & ASSORTMENTS

PART NUMBER INDEXES

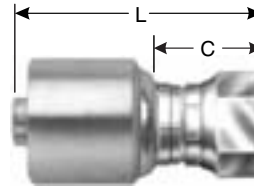


Female British Standard Pipe Parallel O-Ring Swivel

Includes O-Ring sealing in flare.



FBSPORX

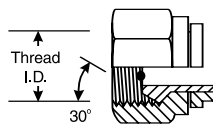


H2

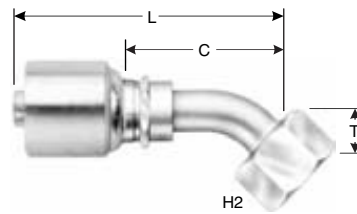
Descr	#		⌀		🌀	H2		L		C	
			"	mm		mm	"	mm	"	mm	
4G-4FBSPORX	G25830-0404	7100-94175	1/4	6.4	1/4-19	19	1.57	39.9	0.67	17.0	
4G-6FBSPORX	G25830-0406	7100-94185	1/4	6.4	3/8-19	22	1.57	39.9	0.67	17.0	
5G-6FBSPORX	G25830-0506	7100-94195	5/16	7.9	3/8-19	22	1.66	42.2	0.71	18.1	
5G-8FBSPORX	G25830-0508	7100-94205	5/16	7.9	1/2-14	27	2.16	54.8	1.06	26.8	
6G-6FBSPORX	G25830-0606	7100-94215	3/8	9.5	3/8-19	22	1.61	41.0	0.70	17.9	
6G-8FBSPORX	G25830-0608	7100-94225	3/8	9.5	1/2-14	27	1.58	40.2	0.67	17.1	
8G-6FBSPORX	G25830-0806	7100-94235	1/2	12.7	3/8-19	22	2.62	66.5	1.14	29.0	
8G-8FBSPORX	G25830-0808	7100-94245	1/2	12.7	1/2-14	27	2.53	64.2	1.05	26.7	
8G-10FBSPORX	G25830-0810	7100-94255	1/2	12.7	5/8-14	27	2.68	68.0	1.20	30.5	
10G-10FBSPORX	G25830-1010	7100-94265	5/8	15.8	5/8-14	30	1.92	48.8	0.75	19.1	
10G-12FBSPORX	G25830-1012	7100-94275	5/8	15.8	3/4-14	32	1.99	50.54	0.82	20.4	
12G-12FBSPORX	G25830-1212	7100-94285	3/4	19.0	3/4-14	32	2.34	59.5	0.83	21.0	
12G-16FBSPORX	G25830-1216	7100-94295	3/4	19.0	1-11	41	3.43	87.0	1.42	36.0	
16G-16FBSPORX	G25830-1616	7100-94305	1	25.4	1-11	41	2.76	70.1	0.99	25.2	
20G-20FBSPORX	G25830-2020	7100-94315	1 1/4	31.7	1 1/4-11	50	2.97	75.5	1.16	29.5	

Female British Standard Pipe Parallel O-Ring Swivel – 45° Bent Tube

Includes O-Ring sealing in flare.



FBSPORX



H2

Descr	#		⌀		🌀	H2		T		L		C	
			"	mm		mm	"	mm	"	mm	"	mm	
4G-4FBSPORX45	G25831-0404	7100-91445	1/4	6.4	1/4-19	19	0.46	11.6	2.13	54.0	1.22	31.1	
6G-6FBSPORX45	G25831-0606	7100-91475	3/8	9.5	3/8-19	22	0.61	15.4	2.44	62.1	1.54	39.1	
8G-8FBSPORX45	G25831-0808	7100-91495	1/2	12.7	1/2-14	27	0.67	17.0	3.01	76.5	1.73	44.0	
10G-10FBSPORX45	G25831-1010	7100-91505	5/8	15.8	3/4-14	30.0	0.84	21.3	3.22	81.8	2.05	52.1	
12G-12FBSPORX45	G25831-1212	7100-91525	3/4	19.0	3/4-14	32	1.11	28.3	4.05	102.9	2.54	64.4	
16G-16FBSPORX45	G25831-1616	7100-91535	1	25.4	1-11	41	1.22	30.9	4.87	123.6	3.10	78.8	
20G-20FBSPORX45	G25831-2020	7100-92715	1 1/4	31.7	1 1/4-11	50	1.48	37.5	5.50	139.6	3.68	93.4	

EQUIPMENT

HOSE/CPLG. SELECTION

TECH. DATA

EXT. & VERY HIGH PRESS. HOSE

GS CPLGS.

PCM CPLGS.

PCS CPLGS.

HIGH & MED. PRESS. HOSE

MEGACRIMP® CPLGS.

PC CPLGS.

FIELD ATTACHABLE CPLGS.

AIR BRAKE HOSE & CPLGS.

MEGATECH® C5 HOSE & CPLGS.

LOW PRESS. HOSE & CPLGS.

C14 HOSE & CPLGS.

POLARSEAL® HOSE & CPLGS.

PWR. STG. HOSE & CPLGS.

THERMO-PLASTIC HOSE & CPLGS.

ADAPTERS

QUICK DISCONNECT CPLGS.

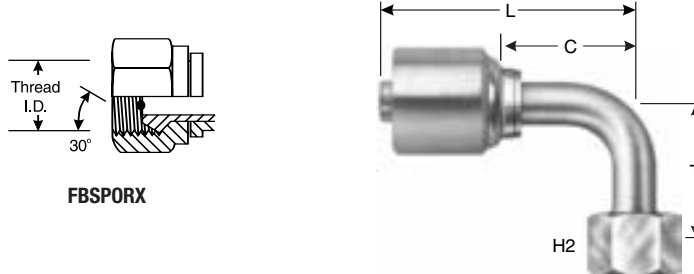
ACCESSORIES & ASSORTMENTS

PART NUMBER INDEXES



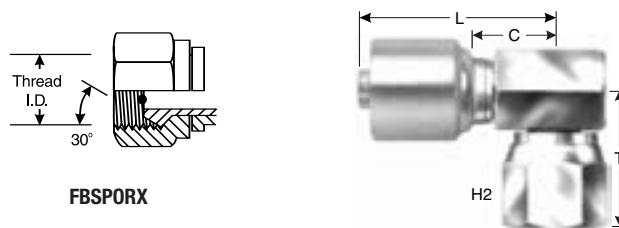
Female British Standard Pipe Parallel O-Ring Swivel – 90° Bent Tube

Includes O-Ring sealing in flare.



Descr	#		↔		🌀	H2	T		L		C	
			"	mm			"	mm	"	mm	"	mm
4G-4FBSPORX90	G25832-0404	7100-91545	1/4	6.4	1/4-19	19	0.93	23.5	1.94	49.4	1.04	26.5
6G-6FBSPORX90	G25832-0606	7100-91575	3/8	9.5	3/8-19	22	1.26	32.0	2.24	57.0	1.34	34.0
6G-8FBSPORX90	G25832-0608	7100-91585	3/8	9.5	1/2-14	27	1.26	32.0	2.24	57.0	1.34	34.0
8G-8FBSPORX90	G25832-0808	7100-91595	1/2	12.7	1/2-14	27	1.48	37.5	2.87	73.0	1.59	40.5
8G-10FBSPORX90	G25832-0810	7100-93145	1/2	12.7	5/8-14	30	1.81	46.0	3.00	76.3	1.83	46.6
10G-10FBSPORX90	G25832-1010	7100-91605	5/8	15.8	5/8-14	30	1.81	46.0	3.00	76.3	1.83	46.6
12G-12FBSPORX90	G25832-1212	7100-91625	3/4	19.0	3/4-14	32	2.36	60.0	3.72	94.5	2.20	56.0
16G-16FBSPORX90	G25832-1616	7100-91635	1	25.4	1-11	41	2.76	70.0	4.69	119.2	2.93	74.3
20G-20FBSPORX90	G25832-2020	7100-91645	1 1/4	31.7	1 1/4-11	50	3.15	80.0	5.07	128.8	3.26	82.8

Female British Standard Pipe Parallel O-Ring Swivel – 90° Block

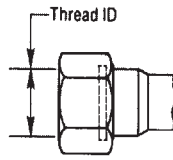


Descr	#		↔		🌀	H2	T		L		C	
			"	mm			"	mm	"	mm	"	mm
4G-4FBSPORX90BL	G25845-0404	7100-91825	1/4	6.4	1/4-19	3/4	0.71	18.0	1.63	41.4	0.72	18.2
6G-6FBSPORX90BL	G25845-0606	7100-91835	3/8	9.5	3/8-19	7/8	0.83	21.0	1.71	43.5	0.79	20.0
8G-8FBSPORX90BL	G25845-0808	7100-91845	1/2	12.7	1/2-14	1 1/16	0.94	24.0	2.20	55.9	0.93	23.5

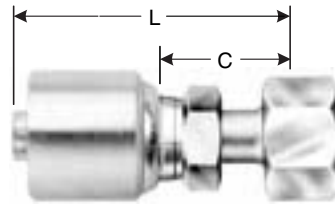
EQUIPMENT
HOSE/CPLG. SELECTION
TECH. DATA
EXT. & VERY HIGH PRESS. HOSE
GS CPLGS.
PCM CPLGS.
PCS CPLGS.
HIGH & MED. PRESS. HOSE
MEGACRIMP® CPLGS.
PC CPLGS.
FIELD ATTACHABLE CPLGS.
AIR BRAKE HOSE & CPLGS.
MEGATECH™ C5 HOSE & CPLGS.
LOW PRESS. HOSE & CPLGS.
C14 HOSE & CPLGS.
POLARSEAL® HOSE & CPLGS.
PWR. STG. HOSE & CPLGS.
THERMO-PLASTIC HOSE & CPLGS.
ADAPTERS
QUICK DISCONNECT CPLGS.
ACCESSORIES & ASSORTMENTS
PART NUMBER INDEXES



Female British Flat-Face Swivel



Female British Flat-Face (FBFF)

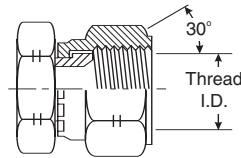


H2

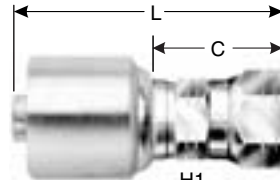
Descr	#		⊖		🌀	H2	L		C	
			"	mm		mm	"	mm	"	mm
6G-6FBFFX	G25855-0606	7100-93715	3/8	9.5	3/8-19	24	1.67	40.5	0.68	16.9
6G-8FBFFX	G25855-0608	7100-93725	3/8	9.5	1/2-14	27	1.79	45.5	0.69	17.6
8G-8FBFFX	G25855-0808	7100-93735	1/2	12.7	1/2-14	27	2.19	55.5	0.71	18.0
8G-12FBFFX	G25855-0812	7100-93745	1/2	12.7	3/4-14	32	2.07	52.5	0.59	15.0

Female Komatsu-Style Japanese Metric Swivel

These female swivels have been marked with two small notches on the hex to identify them as the Komatsu-style.



Female (FKX)



H1

H2

Descr	#		⊖		🌀	H1	H2	L		C	
			"	mm		"	"	"	mm	"	mm
4G-4FKX	G25910-0404	7100-13715	1/4	6.4	M14X1.5	9/16	3/4	2.22	56.3	1.19	30.2
4G-6FKX	G25910-0406	7100-13735	1/4	6.4	M18X1.5	11/16	7/8	2.41	61.3	1.39	35.3
6G-6FKX	G25910-0606	7100-13725	3/8	9.5	M18X1.5	11/16	7/8	2.47	62.8	1.37	34.9
8G-8FKX	G25910-0808	7100-03735	1/2	12.7	M22X1.5	7/8	1 1/16	2.93	74.5	1.46	37.0
10G-10FKX	G25910-1010	7100-03745	5/8	15.8	M24X1.5	1	1 1/4	3.09	78.5	1.62	41.1
12G-12FKX	G25910-1212	7100-03755	3/4	19.0	M30X1.5	1 1/8	1 7/8	3.82	97.1	1.81	46.1
16G-16FKX	G25910-1616	7100-03765	1	25.4	M33X1.5	1 3/8	1 5/8	4.51	114.6	2.28	57.8
20G-20FKX	G25910-2020	7100-03775	1 1/4	31.7	M33X1.5	1 1/2	1 3/4	4.82	120.1	2.44	61.6

EQUIPMENT

HOSE/CPLG. SELECTION

TECH. DATA

EXT. & VERY HIGH PRESS. HOSE

GS CPLGS.

PCM CPLGS.

PCS CPLGS.

HIGH & MED. PRESS. HOSE

MEGACRIMP® CPLGS.

PC CPLGS.

FIELD ATTACHABLE CPLGS.

AIR BRAKE HOSE & CPLGS.

MEGATECH® C5 HOSE & CPLGS.

LOW PRESS. HOSE & CPLGS.

C14 HOSE & CPLGS.

POLARSEAL® HOSE & CPLGS.

PWR. STG. HOSE & CPLGS.

THERMO-PLASTIC HOSE & CPLGS.

ADAPTERS

QUICK DISCONNECT CPLGS.

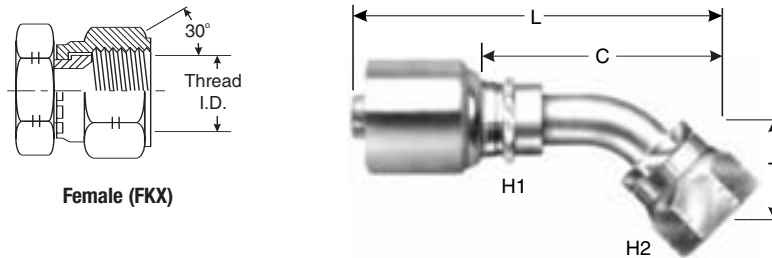
ACCESSORIES & ASSORTMENTS

PART NUMBER INDEXES



Female Komatsu-Style Japanese Metric Swivel – 45° Bent Tube

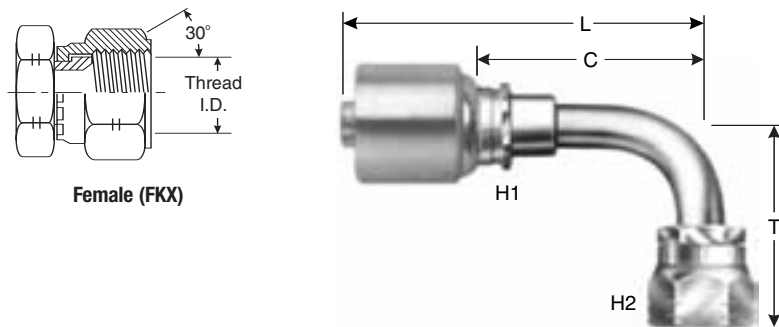
These female swivels have been marked with two small notches on the hex to identify them as the Komatsu-style.



Descr	#		⊖		🌀	H1	H2	T		L		C	
			"	mm		"	"	"	mm	"	mm	"	mm
4G-4FKX45	G25911-0404	7100-06555	1/4	6.4	M14X1.5	1/2	3/4	0.75	19.0	3.07	78.0	2.05	52.0
6G-6FKX45	G25911-0606	7100-06575	3/8	9.5	M18X1.5	5/8	7/8	1.10	28.0	3.39	86.0	2.29	58.1
8G-8FKX45	G25911-0808	7100-06595	1/2	12.7	M22X1.5	13/16	1 1/16	0.71	18.0	3.74	95.0	2.26	57.5
10G-10FKX45	G25911-1010	7100-06625	5/8	15.8	M24X1.5	15/16	1 1/4	1.10	28.0	4.43	112.5	2.95	75.0
12G-12FKX45	G25911-1212	7100-06645	3/4	19.0	M30X1.5	1 1/16	1 7/8	1.18	30.0	5.24	133.0	3.23	82.0

Female Komatsu-Style Japanese Metric Swivel – 90° Bent Tube

These female swivels have been marked with two small notches on the hex to identify them as the Komatsu-style.



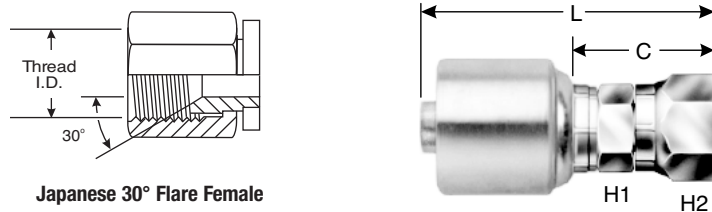
Descr	#		⊖		🌀	H1	H2	T		L		C	
			"	mm		"	"	"	mm	"	mm	"	mm
4G-4FKX90M	G25913-0404	7100-06705	1/4	6.4	M14X1.5	1/2	3/4	1.50	38.0	2.72	69.0	1.69	43.0
6G-6FKX90-028	G25913-0606	7100-06955	3/8	9.5	M18X1.5	5/8	7/8	1.09	27.7	2.92	74.2	1.82	46.3
8G-8FKX90M	G25913-0808	7100-06765	1/2	12.7	M22X1.5	13/16	1 1/16	1.38	35.0	3.46	88.0	1.99	50.5
10G-10FKX90M	G25913-1010	7100-06795	5/8	15.8	M24X1.5	15/16	1 1/4	2.57	65.3	3.43	87.0	1.95	49.5
12G-12FKX90M	G25913-1212	7100-06825	3/4	19.0	M30X1.5	1 1/16	1 7/16	2.48	63.0	4.65	188.0	2.64	67.0

EQUIPMENT
HOSE/CPLG. SELECTION
TECH. DATA
EXT. & VERY HIGH PRESS. HOSE
GS CPLGS.
PCM CPLGS.
PCS CPLGS.
HIGH & MED. PRESS. HOSE
MEGACRIMP® CPLGS.
PC CPLGS.
FIELD ATTACHABLE CPLGS.
AIR BRAKE HOSE & CPLGS.
MEGATECH™ C5 HOSE & CPLGS.
LOW PRESS. HOSE & CPLGS.
C14 HOSE & CPLGS.
POLARSEAL® HOSE & CPLGS.
PWR. STG. HOSE & CPLGS.
THERMO-PLASTIC HOSE & CPLGS.
ADAPTERS
QUICK DISCONNECT CPLGS.
ACCESSORIES & ASSORTMENTS
PART NUMBER INDEXES

FLEET



Female Japanese Industrial Standard Swivel



Japanese 30° Flare Female

Descr	#		↻		🌀	H1	H2	L		C	
			"	mm		mm	mm	"	mm	"	mm
4G-4FJISX	G25930-0404	7100-15405	1/4	6.4	1/4-19	19.0	19.0	2.20	56.0	1.18	30.0
6G-6FJISX	G25930-0606	7100-15415	3/8	9.5	3/8-19	16.0	22.0	2.38	60.5	1.28	32.5
8G-8FJISX	G25930-0808	7100-05425	1/2	12.7	1/2-14	20.0	27.0	2.93	74.5	1.46	37.0
12G-12FJISX	G25930-1212	7100-05445	3/4	19.0	3/4-14	27.0	32.0	3.67	93.3	1.67	42.3
16G-16FJISX	G25930-1616	7100-05455	1	25.4	1-11	35.0	38.0	4.08	103.6	1.84	46.8
20G-20FJISX	G25930-2020	7100-05465	1 1/4	31.7	1 1/4-11	44.5	50.8	4.59	116.5	2.26	57.5

LP350 Hose

Recommended For: Liquid or gaseous propane, butane or any combination of these two mixtures up to 350 psi rated working pressure. Can be used for natural gas under certain conditions such as: open/outside areas and well-ventilated factory buildings (if local building codes permit). Not recommended for residential or office buildings. (Contact Denver Product Application, 303-744-5070, for inspection and assembly testing information.) Meets Underwriters Laboratory Standard #21, CAN/CGA-8.1-M86, NFPA 58, Section 8-3, 5.

Tube: Nitrile – Type C*.

Reinforcement: Braided, high tensile synthetic textile cord.

Cover: Black perforated Neoprene - Type A.*

Temperature Range: -40°F to +180°F (-40°C to +82°C).

Couplings (see crimp manual for specifics):

Permanent PC Couplings, pages E52–68.

APPLICATION NOTE: No LP350 hose assemblies 60" or longer allowed per UL requirement.



SPECIFICATIONS

Description	Part No. (50' Length)	Product Number	↻ Hose I.D. (In.)	↻ Hose O.D. (In.)	🌀 Working Pressure (psi)	🌀 Min. Burst Pressure (psi)	🌀 Min. Bend Radius (In.)	🌀 Vacuum (In. Hg)
4LP350X50	85717	3220-1116	1/4	0.56	350	1,750	3.0	30
8LP350X50	85719	3220-1117	1/2	0.84	350	1,750	5.0	25
12LP350X50	85738	3220-1118	3/4	1.23	350	1,750	6.0	20
16LP350X50	85739	3220-1119	1	1.51	350	1,750	8.0	15
20LP350X50	85742	3220-1120	1-1/4	1.85	350	1,750	10.0	10
24LP350X30	85743	3220-1121	1-1/2	2.25	350	1,750	12.0	10
32LP350X30	85744	3220-1122	2	2.86	350	1,750	14.0	10

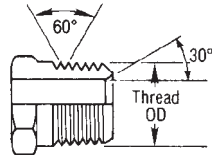
* Hose stock specifications on page C7.



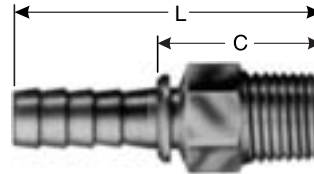
- EQUIPMENT
- HOSE/CPLG. SELECTION
- TECH. DATA
- EXT. & VERY HIGH PRESS. HOSE
- GS CPLGS.
- PCM CPLGS.
- PCS CPLGS.
- HIGH & MED. PRESS. HOSE
- MEGACRIMP® CPLGS.
- PC CPLGS.
- FIELD ATTACHABLE CPLGS.
- AIR BRAKE HOSE & CPLGS.
- MEGATECH™ C5 HOSE & CPLGS.
- LOW PRESS. HOSE & CPLGS.
- C14 HOSE & CPLGS.
- POLARSEAL® HOSE & CPLGS.
- PWR. STG. HOSE & CPLGS.
- THERMO-PLASTIC HOSE & CPLGS.
- ADAPTERS
- QUICK DISCONNECT CPLGS.
- ACCESSORIES & ASSORTMENTS
- PART NUMBER INDEXES

Stainless Steel Couplings for use with M2T® Hose

Male Pipe (NPTF – 30° Cone Seat) – Stainless Steel



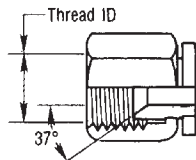
NPTF Solid Male (MP)



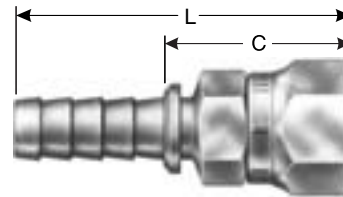
H1

Descr	#		⊕		🌀	H1	L		C	
			"	mm		"	"	mm	"	mm
4-4MP-SS	85200	7362-00045	1/4	6.4	1/4-18	9/16	2.22	56.4	1.18	30.0
6-6MP-SS	85201	7362-00065	3/8	9.7	3/8-18	11/16	2.22	56.4	1.20	30.5
8-8MP-SS	85202	7362-00085	1/2	12.7	1/2-14	7/8	2.89	73.4	1.45	36.8
12-12MP-SS	85203	7362-00125	3/4	19.1	3/4-14	1-1/16	3.21	81.5	1.50	38.1
16-16MP-SS	85204	7362-00165	1	25.4	1-11-1/4	1-3/8	3.69	93.7	1.91	48.5

Female JIC 37° Flare Swivel – Stainless Steel



JIC 37° Flare Female (FJX)

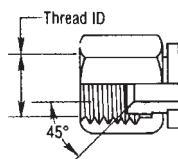


H1

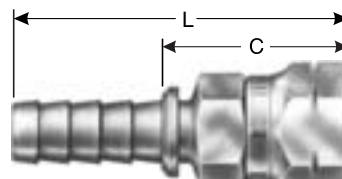
H2

Descr	#		⊕		🌀	H1	H2	L		C	
			"	mm		"	"	"	mm	"	mm
6-6FJX-SS	85208	7362-01075	3/8	9.7	9/16-18	5/8	3/4	2.23	56.6	1.22	31.0
12-12FJX-SS	85212	7362-01135	3/4	19.1	1-1/16-12	1-1/16	1-1/4	3.41	86.6	1.71	43.4
16-16FJX-SS	85213	7362-01165	1	25.4	1-5/16-12	1-3/8	1-1/2	3.66	93.0	1.95	49.5

Female SAE 45° Flare Swivel – Stainless Steel



SAE 45° Flare Swivel Female (FSX)

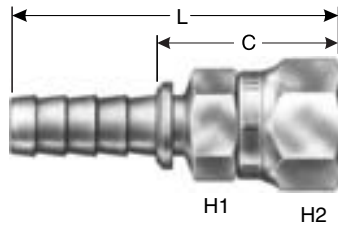


H1

H2

Descr	#		⊕		🌀	H1	H2	L		C	
			"	mm		"	"	"	mm	"	mm
6-6FSX-SS	85207	7362-01065	3/8	9.7	5/8-18	5/8	3/4	2.23	56.6	1.22	31.0
12-12FSX-SS	85211	7362-01125	3/4	19.1	1-1/16-14	1-1/16	1-1/4	3.41	86.6	1.71	43.4

Dual Seat Female JIC 37°/SAE 45° Flare Swivel – Stainless Steel



Descr	#		⊕		🌀	L		C	
			"	mm		"	mm	"	mm
4-4FJSX-SS	85206	7362-01045	1/4	6.4	7/16-20	2.15	54.6	1.07	27.2
8-8FJSX-SS	85209	7362-01085	1/2	12.7	3/4-16	2.82	71.6	1.38	35.1
10-10FJSX-SS	85210	7362-01105	5/8	15.8	7/8-14	3.06	77.7	1.62	41.2

Power Crimp One Non-Skive Ferrules – Stainless Steel



Descr	#		L		⊕	
			"	mm	"	mm
4PC1F-M2SS	85027	7362-51045	1.20	30.5	0.73	18.5
6PC1F-M2SS	85028	7362-51065	1.20	30.5	1.06	26.9
8PC1F-M2SS	85029	7362-51085	1.47	37.3	1.06	26.9
10PC1F-M2SS	85030	7362-51105	1.47	37.3	1.21	30.7
12PC1F-M2SS	85031	7362-51125	1.69	42.9	1.35	34.3
16PC1F-M2SS	85032	7362-51165	1.69	42.9	1.94	49.4

EQUIPMENT

HOSE/CPLG. SELECTION

TECH. DATA

EXT. & VERY HIGH PRESS. HOSE

GS CPLGS.

PCM CPLGS.

PCS CPLGS.

HIGH & MED. PRESS. HOSE

MEGACRIMP® CPLGS.

PC CPLGS.

FIELD ATTACHABLE CPLGS.

AIR BRAKE HOSE & CPLGS.

MEGATECH™ C5 HOSE & CPLGS.

LOW PRESS. HOSE & CPLGS.

C14 HOSE & CPLGS.

POLARSEAL® HOSE & CPLGS.

PWR. STG. HOSE & CPLGS.

THERMO-PLASTIC HOSE & CPLGS.

ADAPTERS

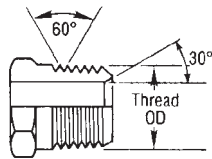
QUICK DISCONNECT CPLGS.

ACCESSORIES & ASSORTMENTS

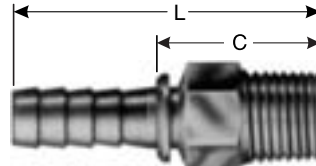
PART NUMBER INDEXES



Male Pipe (NPTF – 30° Cone Seat)



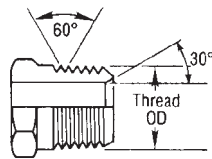
NPTF Solid Male (MP)



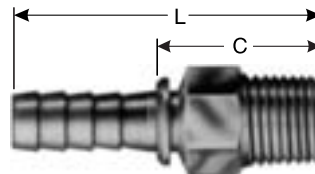
H1

Descr	#		⌀		🌀	H1	L		C	
			"	mm		"	"	mm	"	mm
3-2MP	80001	7334-36215	3/16	4.8	1/8-27	1/2	2.03	51.6	0.94	23.9
3-4MP	80002	7334-36245	3/16	4.8	1/4-18	9/16	2.22	56.4	1.13	28.7
4-2MP	80003	7301-09125	1/4	6.4	1/8-17	1/2	2.03	51.6	0.94	23.9
4-4MP	80004	7301-09145	1/4	6.4	1/4-18	9/16	2.22	56.4	1.13	28.7
4-4MPLN	80029	7301-09155	1/4	6.4	1/4-18	9/16	2.61	66.3	1.52	38.6
4-6MPLN	80027	7301-09175	1/4	6.4	1/4-18	11/16	2.61	66.3	1.52	38.6
4-6MP	80005	7301-09165	1/4	6.4	3/8-18	11/16	2.22	56.4	1.13	28.7
4-8MP	80006	7301-09185	1/4	6.4	1/2-14	7/8	2.48	63.0	1.39	35.3
5-4MP	80007	7301-19145	5/16	7.9	1/4-18	5/8	2.19	55.6	1.18	30.0
6-4MP	80008	7306-29125	3/8	9.5	1/4-18	5/8	2.22	56.4	1.20	30.5
6-6MP	80009	7306-29145	3/8	9.5	3/8-18	11/16	2.22	56.4	1.20	30.5
6-8MP	80011	7306-29165	3/8	9.5	1/2-14	7/8	2.41	61.2	1.39	35.3
8-6MP	80012	7301-39125	1/2	12.7	3/8-18	13/16	2.70	68.6	1.26	32.0
8-8MP	80013	7301-39145	1/2	12.7	1/2-14	7/8	2.89	73.4	1.45	36.8
8-12MP	80014	7301-39165	1/2	12.7	3/4-14	1 1/16	2.94	74.7	1.50	38.1
10-8MP	80015	7301-49125	5/8	15.8	1/2-14	7/8	2.92	74.2	1.49	37.8
12-8MP	80017	7301-59125	3/4	19.1	1/2-14	1 1/16	3.21	81.5	1.50	38.1
12-12MP	80018	7301-59145	3/4	19.1	3/4-14	1 1/16	3.21	81.5	1.50	38.1
12-16MP	80019	7301-59165	3/4	19.1	1-11 1/2	1 3/8	2.52	64.0	1.81	46.0
14-16MP	80020	7334-30455	7/8	22.2	1-11 1/2	1 3/8	3.06	77.7	1.81	46.0
16-12MP	80021	7301-69125	1	25.4	3/4-14	1 3/8	3.43	87.1	1.72	43.7
16-16MP	80023	7301-69145	1	25.4	1-11 1/2	1 3/8	3.62	91.9	1.91	48.5
20-20MP	80024	7301-79145	1 1/4	31.7	1 1/4-11 1/2	1 3/4	4.45	113.0	2.15	54.6
24-24MP	80025	7301-89145	1 1/2	38.1	1 1/2-11 1/2	2	4.83	122.7	2.19	55.6
32-32MP	80026	7301-99145	2	50.8	2-11 1/2	2 1/2	5.86	148.8	2.33	59.2

Male Pipe (NPTF – 30° Cone Seat) – Brass



NPTF Solid Male (MP)

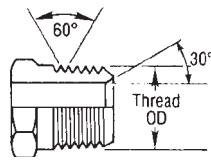


H1

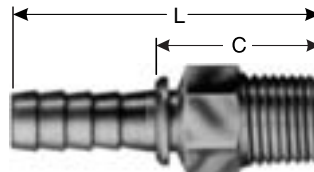
Descr	#		⌀		🌀	H1	L		C	
			"	mm		"	"	mm	"	mm
16-16MPB	80160	7301-00425	1	25.4	1-11-1/2	1-3/8	4.05	102.9	2.34	59.4
32-32MPB	80165	7301-00435	2	50.8	2-11-1/2	2-1/2	6.22	158.0	2.69	68.3



Male Pipe (NPTF – 30° Cone Seat) Long Hex



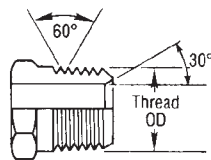
NPTF Solid Male (MP)



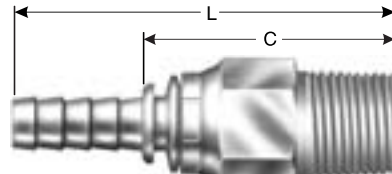
H1

Descr	#		⊕		🌀	H1			L		C	
			"	mm		"	"	mm	"	mm		
24-24MPLH	81258	7334-47815	1 1/2	38.1	1-1/2-11-1/2	2	5.83	148.1	2.19	55.6		

Male Pipe Swivel (NPTF – Without 30° Cone Seat)



NPTF Solid Male (MP)

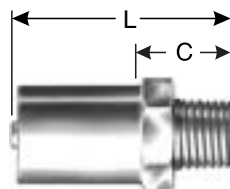


H1

NOT TO BE USED AS A LIVE SWIVEL

Descr	#		⊕		🌀	H1			L		C	
			"	mm		"	"	mm	"	mm		
3-2MPX	80031	7334-36335	3/16	4.8	1/8-27	1/2	2.40	61.0	1.31	33.3		
4-4MPX	80032	7302-09145	1/4	6.4	1/4-18	1/2	2.63	66.8	1.54	39.1		
4-6MPX	80033	7302-09165	1/4	6.4	3/8-18	5/8	2.78	70.6	1.69	42.9		
4-8MPX	80034	7302-09185	1/4	6.4	1/2-14	3/4	3.06	77.7	1.96	49.8		
6-4MPX	80035	7307-29125	3/8	9.5	1/4-18	5/8	2.75	69.9	1.74	44.2		
6-6MPX	80036	7307-29145	3/8	9.5	3/8-18	5/8	2.73	69.3	1.72	43.7		
6-8MPX	80037	7307-29165	3/8	9.5	1/2-14	3/4	1.93	49.0	1.93	49.0		
8-6MPX	80038	7302-39125	1/2	12.7	3/8-18	13/16	3.19	81.0	1.76	44.7		
8-8MPX	80039	7302-39145	1/2	12.7	1/2-14	13/16	3.38	85.9	1.94	49.3		
10-12MPX	80041	7302-49145	5/8	15.8	3/4-14	1 1/16	3.44	87.4	2.00	50.8		
12-8MPX	80042	7302-59125	3/4	19.1	1/2-14	1 1/16	3.66	93.0	1.95	49.5		
12-12MPX	80043	7302-59145	3/4	19.1	3/4-14	1 1/16	3.71	94.2	2.00	50.8		
16-16MPX	80044	7302-69145	1	25.4	1-11 1/2	1 1/2	4.18	106.2	2.47	62.7		

Male Special Grease Fitting



H1

Descr	#		⊕		🌀	H1			L		C	
			"	mm		"	"	mm	"	mm		
3-2MPG	80120	7334-32445	3/16	4.8	1/8-27	9/16	1.34	34.0	0.56	14.2		
3-2MPGB	80140	7334-37925	3/16	4.8	1/8-27	9/16	1.34	34.0	0.78	19.8		

EQUIPMENT

HOSE/CPLG. SELECTION

TECH. DATA

EXT. & VERY HIGH PRESS. HOSE

GS CPLGS.

PCM CPLGS.

PCS CPLGS.

HIGH & MED. PRESS. HOSE

MEGACRIMP® CPLGS.

PC CPLGS.

FIELD ATTACHABLE CPLGS.

AIR BRAKE HOSE & CPLGS.

MEGATECH® C5 HOSE & CPLGS.

LOW PRESS. HOSE & CPLGS.

C14 HOSE & CPLGS.

POLARSEAL® HOSE & CPLGS.

PWR. STG. HOSE & CPLGS.

THERMO-PLASTIC HOSE & CPLGS.

ADAPTERS

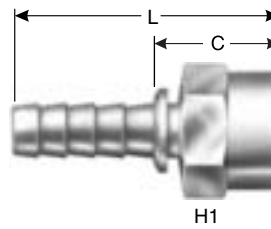
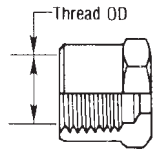
QUICK DISCONNECT CPLGS.

ACCESSORIES & ASSORTMENTS

PART NUMBER INDEXES



Female Pipe (NPTF – Without 30° Cone Seat)

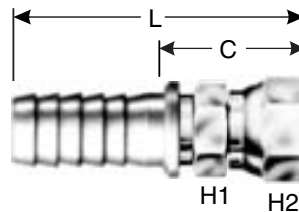
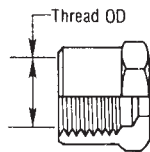


NPTF or NPSF Solid Female (FP)

H1

Descr	#		↔		🌀	H1	L		C	
			"	mm		"	"	mm	"	mm
3-2FP	80061	7334-36225	3/16	4.8	1/8-27	9/16	1.85	47.0	0.76	19.3
4-2FP	80062	7302-05125	1/4	6.4	1/8-27	9/16	1.80	45.7	0.71	18.0
4-4FP	80063	7302-05145	1/4	6.4	1/4-18	11/16	2.03	51.6	0.94	23.9
4-6FP	80064	7302-05165	1/4	6.4	3/8-18	13/16	2.04	51.8	0.95	24.1
6-4FP	80065	7307-25125	3/8	9.5	1/4-18	3/4	1.97	50.0	0.95	24.1
6-6FP	80067	7307-25145	3/8	9.5	3/8-18	13/16	1.97	50.0	0.95	24.1
6-8FP	80068	7307-25165	3/8	9.5	1/2-14	1	2.15	54.6	1.13	28.7
8-6FP	80069	7302-35125	1/2	12.7	3/8-18	7/8	2.45	62.2	1.01	25.7
8-8FP	80071	7302-35145	1/2	12.7	1/2-14	1	2.63	66.8	1.19	30.2
12-12FP	80072	7302-55145	3/4	19.1	3/4-14	1 1/4	2.96	74.2	1.25	31.8

Female Pipe Swivel (NPSM – 30° Cone Seat)



NPTF or NPSF Solid Female (FP)

H1 H2

Descr	#		↔		🌀	H1	H2	L		C	
			"	mm		"	"	"	mm	"	mm
4-4FPX	80391	7303-03745	1/4	6.4	1/4-18	1/2	11/16	2.33	59.2	1.24	31.5
6-6FPX	80392	7303-03765	3/8	9.5	3/8-18	5/8	7/8	2.30	58.4	1.28	32.5
8-8FPX	80393	7303-03785	1/2	12.7	1/2-14	13/16	1	2.88	73.2	1.44	36.6
12-12FPX	80394	7303-03825	3/4	19.1	3/4-14	1 1/16	1 1/4	3.46	87.9	1.75	44.5
16-16FPX	80395	7303-03865	1	25.4	1-11 1/2	1 3/8	1 1/2	3.61	91.7	1.90	48.3

EQUIPMENT

HOSE/CPLG. SELECTION

TECH. DATA

EXT. & VERY HIGH PRESS. HOSE

GS CPLGS.

PCM CPLGS.

PCS CPLGS.

HIGH & MED. PRESS. HOSE

MEGACRIMP® CPLGS.

PC CPLGS.

FIELD ATTACHABLE CPLGS.

AIR BRAKE HOSE & CPLGS.

FIELD

MEGATECH® C5 HOSE & CPLGS.

LOW PRESS. HOSE & CPLGS.

C14 HOSE & CPLGS.

POLARSEAL® HOSE & CPLGS.

PWR. STG. HOSE & CPLGS.

THERMO-PLASTIC HOSE & CPLGS.

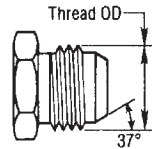
ADAPTERS

QUICK DISCONNECT CPLGS.

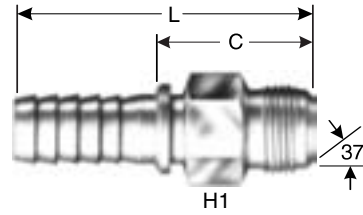
ACCESSORIES & ASSORTMENTS

PART NUMBER INDEXES

Male JIC 37° Flare



JIC 37° Male (MJ)

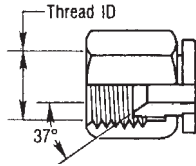


Descr	#		⌀		🌀	H1	L		C	
			"	mm		"	"	mm	"	mm
3-4MJ	80181	7334-36235	3/16	4.8	7/16-20	1/2	2.09	53.1	1.00	25.4
4-4MJ	80182	7301-09245	1/4	6.4	7/16-20	1/2	2.22	56.4	1.13	28.7
4-5MJ	80183	7301-09265	1/4	6.4	1/2-20	1/2	2.22	56.4	1.13	28.7
4-6MJ	80184	7301-09285	1/4	6.4	9/16-18	9/16	2.22	56.4	1.13	28.7
5-6MJ	80185	7301-19265	5/16	7.9	9/16-18	5/8	2.17	55.1	1.14	29.0
6-6MJ	80186	7306-29245	3/8	9.5	9/16-18	5/8	2.16	54.9	1.14	29.0
6-8MJ	80187	7306-29265	3/8	9.5	3/4-16	3/4	2.32	58.9	1.30	33.0
6-10MJ	80188	7306-29285	3/8	9.5	7/8-14	7/8	2.41	61.2	1.39	35.3
8-8MJ	80189	7301-39245	1/2	12.7	3/4-16	13/16	2.80	71.1	1.36	34.5
8-10MJ	80191	7301-39265	1/2	12.7	7/8-14	7/8	2.91	73.9	1.47	37.3
8-12MJ	80192	7301-39285	1/2	12.7	1 1/16-12	1 1/16	3.18	80.8	1.74	44.2
10-8MJ	80190	7301-49225	5/8	15.8	3/4-16	7/8	2.92	74.2	1.49	37.8
10-10MJ	80193	7301-49245	5/8	15.8	7/8-14	7/8	3.02	76.7	1.59	40.4
10-12MJ	80194	7301-49265	5/8	15.8	1 1/16-12	1 1/16	3.19	81.0	1.75	44.5
12-12MJ	80195	7301-59245	3/4	19.1	1 1/16-12	1 1/16	3.41	86.6	1.70	43.2
12-14MJ	80196	7301-59265	3/4	19.1	1 3/16-12	1 1/4	3.48	88.4	1.77	45.0
12-16MJ	80197	7301-59285	3/4	19.1	1 5/16-12	1 5/16	3.50	88.9	1.79	45.5
16-16MJ	80199	7301-69245	1	25.4	1 5/16-12	1 3/8	3.60	91.4	1.89	48.0
16-20MJ	80201	7301-69265	1	25.4	1 5/8-12	1 5/8	3.71	94.2	2.00	50.8
20-20MJ	80202	7301-79245	1 1/4	31.7	1 5/8-12	1 3/4	4.43	112.5	2.13	54.1
24-24MJ	80204	7301-89245	1 1/2	38.1	1 7/8-12	2	4.91	124.7	2.27	57.7
32-32MJ	80205	7301-99245	2	50.8	2 1/2-12	2 5/8	6.16	156.5	2.63	66.8

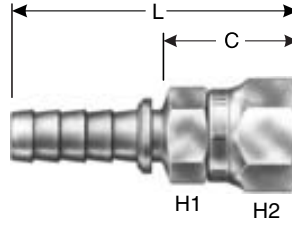
- EQUIPMENT
- HOSE/CPLG. SELECTION
- TECH. DATA
- EXT. & VERY HIGH PRESS. HOSE
- GS CPLGS.
- PCM CPLGS.
- PCS CPLGS.
- HIGH & MED. PRESS. HOSE
- MEGACRIMP® CPLGS.
- PC CPLGS.
- FIELD ATTACHABLE CPLGS.
- AIR BRAKE HOSE & CPLGS.
- MEGATECH® C5 HOSE & CPLGS.
- LOW PRESS. HOSE & CPLGS.
- C14 HOSE & CPLGS.
- POLARSEAL® HOSE & CPLGS.
- PWR. STG. HOSE & CPLGS.
- THERMO-PLASTIC HOSE & CPLGS.
- ADAPTERS
- QUICK DISCONNECT CPLGS.
- ACCESSORIES & ASSORTMENTS
- PART NUMBER INDEXES



Female JIC 37° Flare Swivel



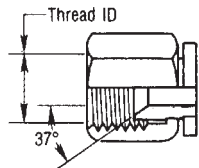
JIC 37° Flare Female (FJX)



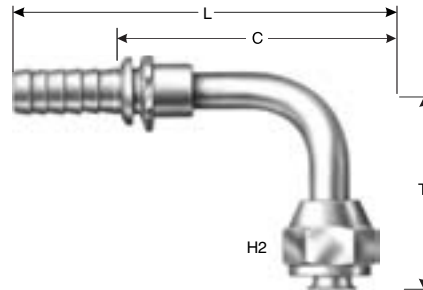
H1 H2

Descr	#		⊖		🌀	H1	H2	L		C	
			"	mm		"	"	"	Mm	"	mm
3-3FJX	80131	7334-36315	3/16	4.8	3/8-24	1/2	9/16	2.20	55.9	1.11	28.2
3-4FJX	80132	7334-36325	3/16	4.8	7/16-20	1/2	9/16	2.21	56.1	1.12	28.4
4-4FJX	80134	7303-09245	1/4	6.4	7/16-20	1/2	9/16	2.13	54.1	1.04	26.4
4-5FJX	80135	7303-09265	1/4	6.4	1/2-20	1/2	11/16	2.28	57.9	1.18	30.0
4-6FJX	80136	7303-09285	1/4	6.4	9/16-18	9/16	3/4	2.28	57.9	1.18	30.0
5-5FJX	80137	7303-19245	5/16	7.9	1/2-20	5/8	11/16	2.25	57.2	1.23	31.2
5-6FJX	80138	7303-19265	5/16	7.9	9/16-18	5/8	3/4	2.24	56.9	1.22	31.0
6-6FJX	80139	7308-29245	3/8	9.5	9/16-18	5/8	3/4	2.24	56.9	1.22	31.0
6-8FJX	80141	7308-29265	3/8	9.5	3/4-16	11/16	7/8	2.35	59.7	1.33	33.8
6-10FJX	80142	7308-29285	3/8	9.5	7/8-14	13/16	1 1/16	2.51	63.8	1.49	37.8
8-6FJX	80128	7303-39225	1/2	12.7	9/16-18	13/16	3/4	2.62	66.5	1.18	30.0
8-8FJX	80143	7303-39245	1/2	12.7	3/4-16	13/16	7/8	2.76	70.1	1.32	33.5
8-10FJX	80144	7303-39265	1/2	12.7	7/8-14	13/16	1 1/16	2.98	75.7	1.54	39.1
8-12FJX	80145	7303-39285	1/2	12.7	1 1/16-12	1	1 1/4	3.10	78.7	1.66	42.2
10-8FJX	80146	7303-49225	5/8	15.8	3/4-16	7/8	7/8	2.85	72.4	1.41	35.8
10-10FJX	80147	7303-49245	5/8	15.8	7/8-14	7/8	1 1/16	3.04	77.2	1.60	40.6
10-12FJX	80148	7303-49265	5/8	15.8	1 1/16-12	1	1 1/4	3.12	79.2	1.68	42.7
10-14FJX	80149	7303-49285	5/8	15.8	1 3/16-12	1 1/8	1 3/8	3.25	82.6	1.81	46.0
12-10FJX	80151	7303-59225	3/4	19.1	3/4-16	1 1/16	1 1/16	3.20	81.3	1.49	37.9
12-12FJX	80152	7303-59245	3/4	19.1	1 1/16-12	1 1/16	1 1/4	3.39	86.1	1.68	42.7
12-14FJX	80153	7303-59265	3/4	19.1	1 3/16-12	1 1/8	1 3/8	3.56	90.4	1.85	47.0
12-16FJX	80154	7303-59285	3/4	19.1	1 5/16-12	1 1/4	1 1/2	3.51	89.2	1.80	45.7
16-12FJX	80156	7303-69205	1	25.4	1 1/16-12	1 3/8	1 1/4	3.44	87.4	1.73	43.9
16-14FJX	80157	7303-69225	1	25.4	1 3/16-12	1 3/8	1 3/8	3.47	88.1	1.76	44.7
16-16FJX	80158	7303-69245	1	25.4	1 5/16-12	1 3/8	1 1/2	3.63	92.2	1.92	48.8
16-20FJX	80159	7303-69265	1	25.4	1 5/8-12	1 9/16	2	3.79	96.3	2.08	52.8
20-20FJX	80161	7303-79245	1 1/4	31.7	1 5/8-12	1 3/4	2	4.58	116.3	2.28	57.9
24-24FJX	80162	7303-89245	1 1/2	38.1	1 7/8-12	2	2 1/4	5.10	129.5	2.46	62.5
32-32FJX	80163	7303-99245	2	50.8	2 1/2-12	2 1/2	2 7/8	6.45	163.8	2.92	74.2

Female JIC 37° Flare Swivel – 90° Bent Tube



JIC 37° Flare Female (FJX)

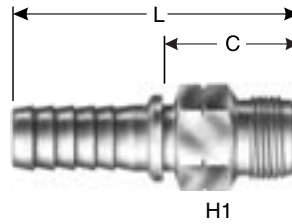
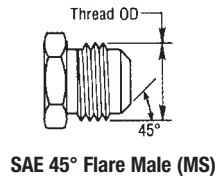


H2

Descr	#		⊖		🌀	H2	T	L		C		
			"	mm		"	"	mm	"	mm	"	mm
3C2-4FJX90S	83125	7303-01505	3/16	4.8	7/16-20	9/16	0.68	17.3	2.54	64.5	1.45	36.8
24C2-24FJX90S	83149	7334-41255	1-1/2	38.1	1 7/8-12	2 1/4	4.00	101.6	7.11	180.6	4.47	113.5

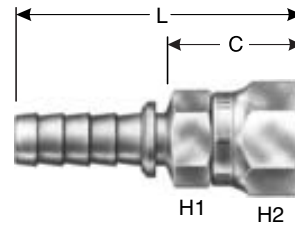
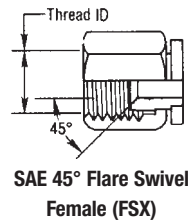


Male SAE 45° Flare



Descr	#		⌀		🌀	H1		L		C	
			"	mm		"	mm	"	mm	"	mm
4-4MS	80211	7301-09345	1/4	6.4	7/16-20	1/2	2.17	55.1	1.08	27.4	
6-6MS	80213	7306-29345	3/8	9.5	5/8-18	5/8	2.21	56.1	1.19	30.2	
6-8MS	80214	7306-29365	3/8	9.5	3/4-16	3/4	2.40	61.0	1.38	35.1	
8-8MS	80215	7301-39345	1/2	12.7	3/4-16	13/16	2.88	73.2	1.44	36.6	
8-10MS	80216	7301-39365	1/2	12.7	7/8-14	7/8	3.02	76.7	1.58	40.1	
12-12MS	80217	7301-59345	3/4	19.1	1 1/16-14	1 1/16	3.53	89.7	1.82	46.2	

Female SAE 45° Flare Swivel



Descr	#		⌀		🌀	H1		H2		L		C	
			"	mm		"	mm	"	mm	"	mm		
4-4FSX	80166	7303-09345	1/4	6.4	7/16-20	1/2	9/16	2.13	54.1	1.04	26.4		
4-5FSX	80167	7303-09365	1/4	6.4	1/2-20	1/2	11/16	2.26	57.4	1.18	30.0		
4-6FSX	80168	7303-09385	1/4	6.4	5/8-18	5/8	3/4	2.35	59.7	1.26	32.0		
5-6FSX	80240	7303-19365	5/16	7.9	5/8-18	5/8	3/4	2.34	59.4	1.32	33.5		
6-6FSX	80169	7308-29345	3/8	9.5	5/8-18	5/8	3/4	2.32	58.9	1.31	33.3		
6-8FSX	80171	7308-29365	3/8	9.5	3/4-16	11/16	7/8	2.35	59.7	1.33	33.8		
8-8FSX	80172	7303-39345	1/2	12.7	3/4-16	13/16	7/8	2.79	70.9	1.35	34.3		
8-10FSX	80173	7303-39365	1/2	12.7	7/8-14	13/16	1 1/16	2.99	75.9	1.55	39.4		
12-12FSX	80174	7303-59345	3/4	19.1	1 1/16-14	1 1/16	1 1/4	3.39	86.1	1.68	42.7		

EQUIPMENT

HOSE/CPLG. SELECTION

TECH. DATA

EXT. & VERY HIGH PRESS. HOSE

GS CPLGS.

PCM CPLGS.

PCS CPLGS.

HIGH & MED. PRESS. HOSE

MEGACRIMP® CPLGS.

PC CPLGS.

FIELD ATTACHABLE CPLGS.

AIR BRAKE HOSE & CPLGS.

MEGATECH® C5 HOSE & CPLGS.

LOW PRESS. HOSE & CPLGS.

C14 HOSE & CPLGS.

POLARSEAL® HOSE & CPLGS.

PWR. STG. HOSE & CPLGS.

THERMO-PLASTIC HOSE & CPLGS.

ADAPTERS

QUICK DISCONNECT CPLGS.

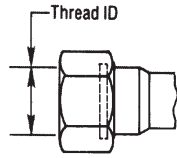
ACCESSORIES & ASSORTMENTS

PART NUMBER INDEXES

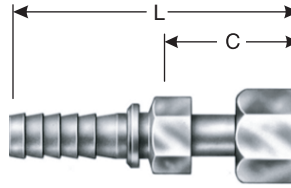




Female Flat-Face O-Ring Swivel



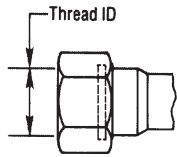
Female Flat-Face O-Ring Swivel (FFORX)



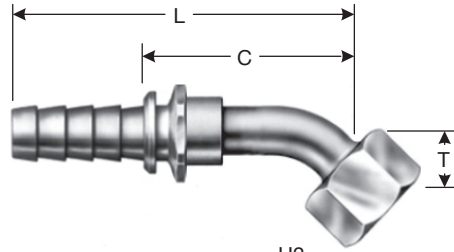
H1

Descr	#		⌀		🌀	H1		L		C	
			"	mm		"	"	mm	"	mm	
3C2-6FFORX	83603	7303-05945	3/16	4.8	11/16-16	5/8	2.63	66.8	1.54	39.1	
24C2-24FFORX	83057	7303-05705	1-1/2	38.1	2-12	2	4.82	122.43	2.19	55.63	

Female Flat-Face O-Ring Swivel – 45° Bent Tube



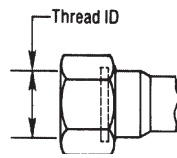
Female Flat-Face O-Ring Swivel (FFORX)



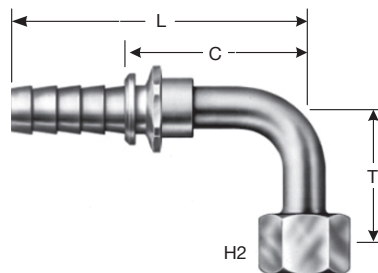
H2

Descr	#		⌀		🌀	H2		T	L		C	
			"	mm		"	"	mm	"	mm	"	mm
24C2-24FFORX45	83058	7303-05715	1-1/2	38.1	2-12	2 1/4	1.07	27.18	7.19	182.63	4.56	115.82

Female Flat-Face O-Ring Swivel – 90° Bent Tube



Female Flat-Face O-Ring Swivel (FFORX)



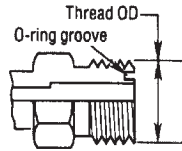
H2

Descr	#		⌀		🌀	H2		T	L		C	
			"	mm		"	"	mm	"	mm	"	mm
24C2-24FFORX90	83059	7303-05885	1-1/2	38.1	2-12	2 1/4	3.10	78.74	7.26	184.40	4.62	117.35

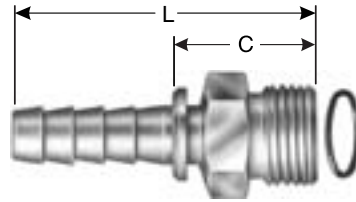


Male Flat-Face O-Ring

SAE J1453 Captive O-Ring Groove for Improved O-Ring Retention



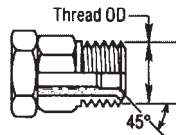
Male Flat-Face O-Ring (MFFOR)



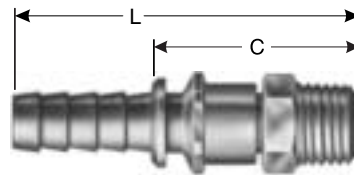
H1

Descr	#		⊖		🌀	H1		L		C	
			"	mm		"	mm	"	mm	"	mm
24-24MFFOR	83661	7301-02575	1-1/2	38.1	2-12	2-1/8	4.18	106.2	1.54	39.1	

SAE Male Inverted Swivel



SAE Inverted Flare Swivel Male (MIX)

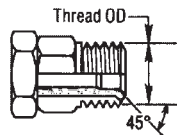


H1

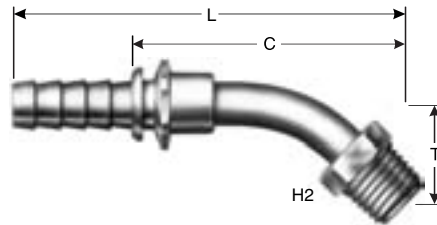
H2

Descr	#		⊖		🌀	H1	H2	L		C	
			"	mm		"	"	mm	"	mm	
3C2-3MIX	83301	7303-02995	3/16	4.8	3/8-24	1/2	3/8	2.67	67.8	1.58	40.1

SAE Male Inverted Swivel – 45° Bent Tube



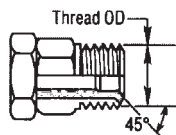
SAE Inverted Flare Swivel Male (MIX)



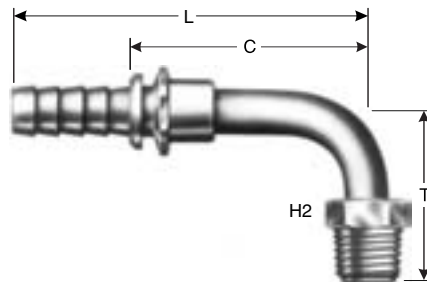
H2

Descr	#		⊖		🌀	H2	T	L		C		
			"	mm		"	mm	mm	mm	"	mm	
3C2-3MIX45S	83302	7303-03205	3/16	4.8	3/8-24	3/8	0.58	14.7	2.78	70.6	1.69	42.9

SAE Male Inverted Swivel – 90° Bent Tube



SAE Inverted Flare Swivel Male (MIX)



H2

Descr	#		⊖		🌀	H2	T	L		C		
			"	mm		"	mm	mm	mm	"	mm	
3C2-3MIX90S	83303	7303-03495	3/16	4.8	3/8-24	3/8	1.05	26.7	2.42	61.5	1.33	33.8

EQUIPMENT

HOSE/CPLG. SELECTION

TECH. DATA

EXT. & VERY HIGH PRESS. HOSE

GS CPLGS.

PCM CPLGS.

PCS CPLGS.

HIGH & MED. PRESS. HOSE

MEGACRIMP® CPLGS.

PC CPLGS.

FIELD ATTACHABLE CPLGS.

AIR BRAKE HOSE & CPLGS.

MEGATECH® C5 HOSE & CPLGS.

LOW PRESS. HOSE & CPLGS.

C14 HOSE & CPLGS.

POLARSEAL® HOSE & CPLGS.

PWR. STG. HOSE & CPLGS.

THERMO-PLASTIC HOSE & CPLGS.

ADAPTERS

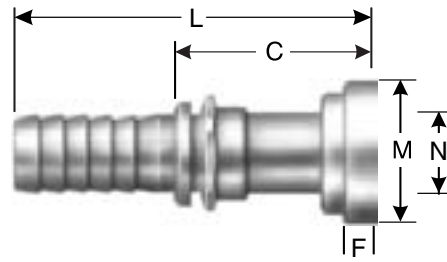
QUICK DISCONNECT CPLGS.

ACCESSORIES & ASSORTMENTS

PART NUMBER INDEXES



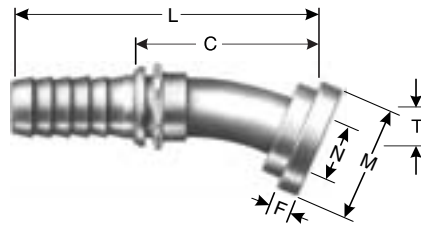
Code 61 O-Ring Flange



Descr	#		⊕		N*	M		L		C		F	
			"	mm		"	"	mm	"	mm	"	mm	"
24-24FL	80323	7305-80055	1-1/2	38.1	1-1/2	2.38	60.5	4.94	125.5	2.30	58.4	0.32	8.1
24-32FL	80324	7305-80065	1-1/2	38.1	2	2.81	71.4	4.94	125.5	2.30	58.4	0.38	9.7
32-32FL	80325	7305-90055	2	50.8	2	2.81	71.4	6.07	154.2	2.54	64.5	0.38	9.7
32C2-40FL	80300	7305-90065	2	50.8	2-1/2	3.31	84.1	6.07	154.2	2.54	64.5	0.38	9.7

*N = flange size

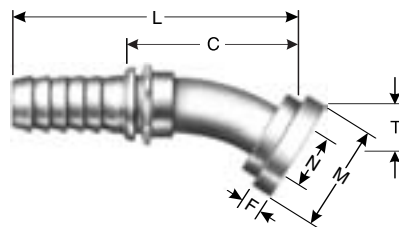
Code 61 O-Ring Flange – 22½° Bent Tube



Descr	#		⊕		N*	M		T		L		C		F	
			"	mm		"	"	mm	"	mm	"	mm	"	mm	"
24-24FL22	80333	7305-80245	1-1/2	38.1	1-1/2	2.38	60.5	0.63	16.0	6.12	155.5	3.48	88.4	0.32	8.1
24-32FL22	80334	7305-80265	1-1/2	38.1	2	2.81	71.4	0.63	16.0	6.12	155.5	3.48	88.4	0.38	9.7
32-32FL22	80335	7305-90245	2	50.8	2	2.81	71.4	0.88	22.4	7.98	202.7	4.45	113.0	0.38	9.7

*N = flange size

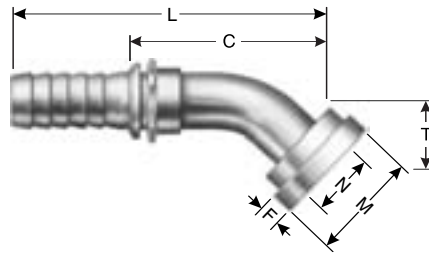
Code 61 O-Ring Flange – 30° Bent Tube



Descr	#		⊕		N*	M		T		L		C		F	
			"	mm		"	"	mm	"	mm	"	mm	"	mm	"
24-24FL30	80343	7305-80345	1-1/2	38.1	1-1/2	2.38	60.5	0.88	22.4	6.34	161.0	3.70	94.0	0.32	8.1
24-32FL30	80344	7305-80365	1-1/2	38.1	2	2.81	71.4	0.88	22.4	6.34	161.0	3.70	94.0	0.38	9.7
32-32FL30	80345	7305-90345	2	50.8	2	2.81	71.4	1.25	31.8	8.23	209.0	4.70	119.4	0.38	9.7

*N = flange size

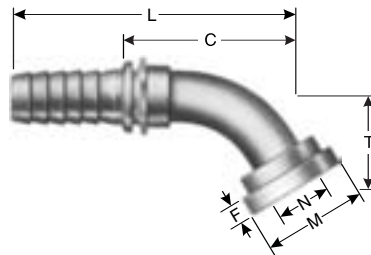
Code 61 O-Ring Flange – 45° Bent Tube



Descr	#		⊕		N*	M		T		L		C		F	
			"	mm		"	mm	"	mm	"	mm	"	mm	"	mm
24-24FL45	80353	7305-80445	1-1/2	38.1	1-1/2	2.38	60.5	1.41	35.8	6.53	165.9	3.89	98.8	0.32	8.1
24-32FL45	80354	7305-80465	1-1/2	38.1	2	2.81	71.4	1.14	29.0	6.53	165.9	3.89	98.8	0.38	9.7
32-32FL45	80355	7305-90445	2	50.8	2	2.81	71.4	2.00	50.8	8.51	216.2	4.98	126.5	0.38	9.7

*N = flange size

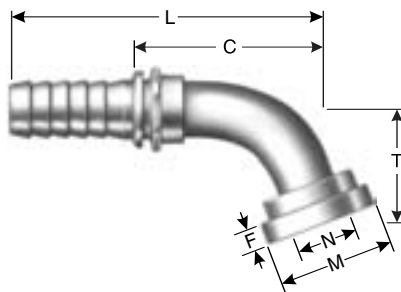
Code 61 O-Ring Flange – 60° Bent Tube



Descr	#		⊕		N*	M		T		L		C		F	
			"	mm		"	mm	"	mm	"	mm	"	mm	"	mm
24-24FL60	80363	7305-80645	1-1/2	38.1	1-1/2	2.38	60.5	2.00	50.8	6.57	166.9	3.93	99.8	0.32	8.1
24-32FL60	80364	7305-80665	1-1/2	38.1	2	2.81	71.4	2.00	50.8	6.57	166.9	3.93	99.8	0.38	9.7
32-32FL60	80365	7305-90645	2	50.8	2	2.81	71.4	2.88	73.2	9.01	229.0	5.48	139.2	0.38	9.7

*N = flange size

Code 61 O-Ring Flange – 67½° Bent Tube



Descr	#		⊕		N*	M		T		L		C		F	
			"	mm		"	mm	"	mm	"	mm	"	mm	"	mm
24-24FL67	80373	7305-80745	1-1/2	38.1	1-1/2	2.38	60.5	2.00	50.8	6.53	165.9	3.89	98.8	0.32	8.1
24-32FL67	80374	7305-80765	1-1/2	38.1	2	2.81	71.4	2.00	50.8	6.53	165.9	3.89	98.8	0.38	9.7
32-32FL67	80375	7305-90745	2	50.8	2	2.81	71.4	3.25	82.6	8.98	228.1	5.45	138.4	0.38	9.7

*N = flange size



EQUIPMENT

HOSE/CPLG. SELECTION

TECH. DATA

EXT. & VERY HIGH PRESS. HOSE

GS CPLGS.

PCM CPLGS.

PCS CPLGS.

HIGH & MED. PRESS. HOSE

MEGACRIMP® CPLGS.

PC CPLGS.

FIELD ATTACHABLE CPLGS.

AIR BRAKE HOSE & CPLGS.

MEGATECH™ C5 HOSE & CPLGS.

LOW PRESS. HOSE & CPLGS.

C14 HOSE & CPLGS.

POLARSEAL® HOSE & CPLGS.

PWR. STG. HOSE & CPLGS.

THERMO-PLASTIC HOSE & CPLGS.

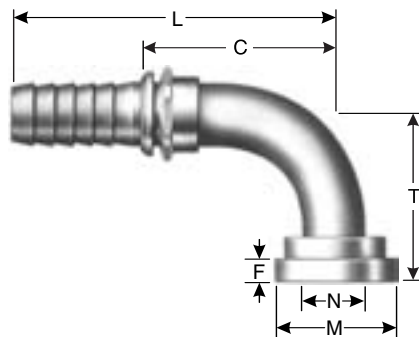
ADAPTERS

QUICK DISCONNECT CPLGS.

ACCESSORIES & ASSORTMENTS

PART NUMBER INDEXES

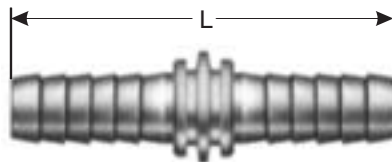
Code 61 O-Ring Flange – 90° Bent Tube



Descr	#		↔		N*	M		T		L		C		F	
			"	mm		"	mm	"	mm	"	mm	"	mm	"	mm
24-24FL90	80383	7305-80945	1-1/2	38.1	1-1/2	2.38	60.5	3.12	79.3	6.19	157.2	3.55	90.2	0.32	8.1
24C2-24FL90L	80387	7305-80955	1-1/2	38.1	1-1/2	2.38	60.5	4.00	101.6	6.19	157.2	3.55	90.2	0.32	8.1
24-32FL90	80384	7305-80965	1-1/2	38.1	2	2.81	71.4	3.12	79.3	6.19	157.2	3.55	90.2	0.38	9.7
32-32FL90	80385	7305-90945	2	50.8	2	2.81	71.4	4.50	114.3	8.51	216.2	4.98	126.5	0.38	9.7
32C2-40FL90	80310	7334-08255	2	50.8	2-1/2	3.31	84.1	4.50	114.3	8.51	216.2	4.98	126.5	0.38	9.7

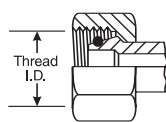
*N = flange size

Hose Length Extender

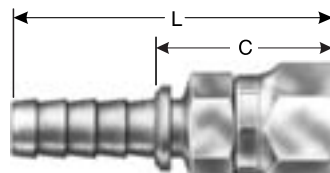


Descr	#		↔		L	
			"	mm	"	mm
32-32HLE	80179	7334-42435	2	50.8	5.17	131.3

Female DIN 24° Cone Swivel – Light Series



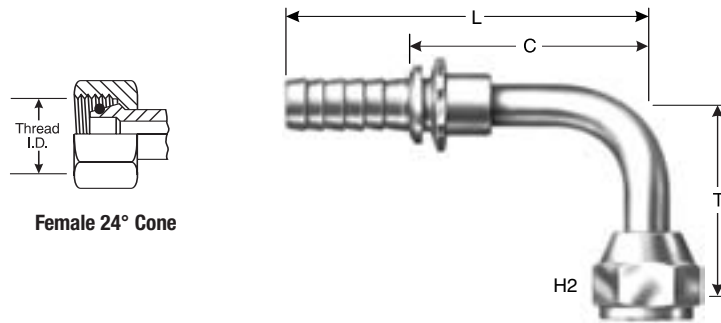
Female 24° Cone



H1 H2

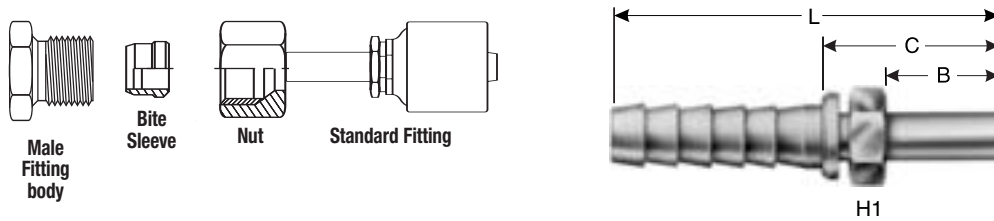
Descr	#		↔		Spring	Ø	H1	H2	L		C	
			"	mm					"	mm	"	mm
3C2-6FDLX	83709	7303-08195	3/16	4.8	M12X1.5	6.0	14.0	14.0	2.20	55.9	1.11	28.2
24C2-42FDLX	83788	7303-08285	1-1/2	38.1	M52X2.0	42.0	50.0	65.0	5.04	128.0	2.40	61.0

Female DIN 24° Cone Swivel – Light Series – 90° Bent Tube



Descr	#		⌀		🌀	∅	H2	T		L		C	
			"	mm		mm	mm	"	mm	"	mm	"	mm
3C2-6FDLX90	83740	7303-08205	3/16	4.8	M12X1.5	6.0	14.0	1.26	32.0	2.52	64.0	1.43	36.3

Metric Stand Pipe



Descr	#		⌀		🌀	H1	L		C		B	
			"	mm		mm	mm	"	mm	"	mm	"
24-42MSP	83171	7301-01345	1-1/2	38.1	42.0	50.8	5.03	127.8	2.40	61.0	1.42	36.1

Metric Bite Nut & Sleeve



Descr	#		🌀	∅
			mm	mm
42MNL	83224	7253-27295	M52X2.0	42.0

Descr	#		∅
			mm
42BS	83194	7253-27005	42.0

EQUIPMENT

HOSE/CPLG. SELECTION

TECH. DATA

EXT. & VERY HIGH PRESS. HOSE

GS CPLGS.

PCM CPLGS.

PCS CPLGS.

HIGH & MED. PRESS. HOSE

MEGACRIMP® CPLGS.

PC CPLGS.

FIELD ATTACHABLE CPLGS.

AIR BRAKE HOSE & CPLGS.

MEGATECH® C5 HOSE & CPLGS.

LOW PRESS. HOSE & CPLGS.

C14 HOSE & CPLGS.

POLARSEAL® HOSE & CPLGS.

PWR. STG. HOSE & CPLGS.

THERMO-PLASTIC HOSE & CPLGS.

ADAPTERS

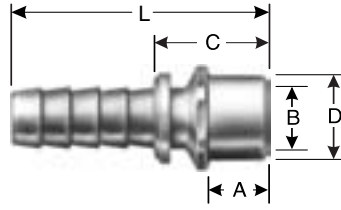
QUICK DISCONNECT CPLGS.

ACCESSORIES & ASSORTMENTS

PART NUMBER INDEXES



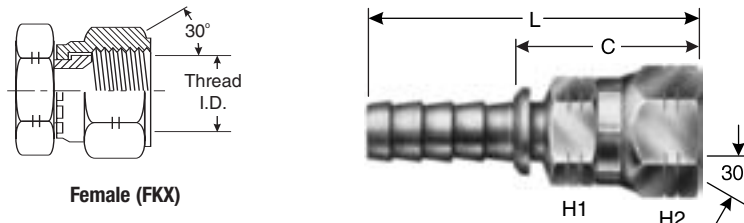
Female Braze-On Stems



Descr	#		↻		B	A	⊘ D		L		C	
			"	mm			"	mm	"	mm	"	mm
3-4FBO	80410	7305-09135	3/16	4.8	0.25	1/4	0.56	14.2	1.76	44.7	0.68	17.3
4-4FBO	80401	7305-09145	1/4	6.4	0.25	1/4	0.56	14.2	1.67	42.4	0.58	14.7
4-5FBO	80402	7305-09165	1/4	6.4	0.32	3/8	0.56	14.2	1.67	42.4	0.58	14.7
6-6FBO	80403	7334-36755	3/8	9.5	0.38	3/8	0.75	19.1	1.72	43.7	0.70	17.8
6-8FBO	80400	7305-29165	3/8	9.5	0.50	3/8	0.88	22.4	1.72	43.7	0.70	17.8
8-8FBO	80404	7305-39145	1/2	12.7	0.50	3/8	0.88	22.4	2.20	55.9	0.76	19.3
8-10FBO	80405	7305-39165	1/2	12.7	0.63	3/8	0.88	22.4	2.20	55.9	0.76	19.3
12-12FBO	80406	7305-59145	3/4	19.1	0.75	3/8	1.12	28.5	2.47	62.7	0.76	19.3
12-16FBO	80407	7305-59165	3/4	19.1	1.01	15/32	1.38	35.1	2.75	69.9	1.04	26.4
16-16FBO	80408	7305-69145	1	25.4	1.01	15/32	1.38	35.1	2.75	69.9	1.04	26.4
20-20FBO	80409	7305-79145	1-1/4	31.7	1.26	3/8	1.81	46.0	3.29	85.6	1.11	28.2
24-24FBO	80411	7305-89145	1-1/2	38.1	1.51	3/8	2.00	50.8	3.75	95.3	1.11	28.2

Female Komatsu Style Japanese Metric Swivel

These female swivels have been marked with two small notches on the hex to identify them as the Komatsu style.



Descr	#		↻		⌀	H1	H2	L		C	
			"	mm				"	mm	"	mm
24-24FKX	80239	7303-00705	1-1/2	38.1	M42X1.5	2	2-3/8	5.49	139.5	2.86	72.6

EQUIPMENT

HOSE/CPLG. SELECTION

TECH. DATA

EXT. & VERY HIGH PRESS. HOSE

GS CPLGS.

PCM CPLGS.

PCS CPLGS.

HIGH & MED. PRESS. HOSE

MEGACRIMP® CPLGS.

PC CPLGS.

FIELD ATTACHABLE CPLGS.

AIR BRAKE HOSE & CPLGS.

MEGATECH® C5 HOSE & CPLGS.

LOW PRESS. HOSE & CPLGS.

C14 HOSE & CPLGS.

POLARSEAL® HOSE & CPLGS.

PWR. STG. HOSE & CPLGS.

THERMO-PLASTIC HOSE & CPLGS.

ADAPTERS


QUICK DISCONNECT CPLGS.

ACCESSORIES & ASSORTMENTS

PART NUMBER INDEXES




Power Crimp® One Non-Skive Ferrules (Steel) – PC1FS Series



Descr	#		L		Ø	
			"	mm	"	mm
3PC1FS	80481	7266-07035	1.20	30.5	0.83	21.1
4PC1FS	80482	7266-07045	1.28	32.5	0.87	22.1
5PC1FS	80483	7266-07055	1.20	30.5	0.97	24.6
6PC1FS	80484	7266-07065	1.20	30.5	1.06	26.9
8PC1FS	80485	7266-07085	1.47	37.3	1.15	29.2
16PC1FS	80488	7266-07165	1.69	42.9	1.32	33.5
20PC1FS	80489	7266-07205	2.41	61.2	2.38	60.5
24PC1FS	80491	7266-07245	2.69	68.3	2.69	68.3
32PC1FS	80492	7266-07325	3.56	90.4	3.25	82.6

Power Crimp® One Non-Skive Ferrules (Steel) – For use with MegaFlex M2T® Hose



Descr	#		L		Ø	
			"	mm	"	mm
4PC1F-M2S	80468	7266-07635	1.20	30.5	0.83	21.1
6PC1F-M2S	81512	7266-07375	1.20	30.5	1.06	26.9
8PC1F-M2S	80474	7266-07395	1.47	37.3	1.20	30.5
10PC1F-M2S	80477	7266-07415	1.47	37.3	1.31	33.3
12PC1F-M2S	80475	7266-07435	1.69	42.9	1.57	39.9
16PC1F-M2S	80480	7266-07475	1.69	42.9	1.94	49.3

EQUIPMENT

HOSE/CPLG. SELECTION

TECH. DATA

EXT. & VERY HIGH PRESS. HOSE

GS CPLGS.

PCM CPLGS.

PCS CPLGS.

HIGH & MED. PRESS. HOSE

MEGACRIMP® CPLGS.

PC CPLGS.

FIELD ATTACHABLE CPLGS.

AIR BRAKE HOSE & CPLGS.

MEGATECH® C5 HOSE & CPLGS.

LOW PRESS. HOSE & CPLGS.

C14 HOSE & CPLGS.

POLARSEAL® HOSE & CPLGS.

PWR. STG. HOSE & CPLGS.

THERMO-PLASTIC HOSE & CPLGS.

ADAPTERS


QUICK DISCONNECT CPLGS.

ACCESSORIES & ASSORTMENTS

PART NUMBER INDEXES




Power Crimp® Two Ferrules (Steel) – PC2F Series



Descr	#		L		Ø	
			"	mm	"	mm
3PC2F-4	80415	7266-00075	1.00	25.4	0.76	19.3
4PC2F-2	80416	7266-00345	1.00	25.4	0.84	21.3
4PC2F-4	80461	7266-00395	1.20	30.5	0.89	22.6
5PC2F-2	80417	7266-00385	1.00	25.4	0.87	22.1
6PC2F-2	80418	7266-00335	1.00	25.4	0.94	23.9
6PC2F-4	80462	7266-00405	1.20	30.5	1.06	26.9
8PC2F-2	80419	7266-00025	1.25	31.8	1.13	28.7
8PC2F-4	80463	7266-00415	1.47	37.3	1.28	32.5
10PC2F-2B	80476	7266-00465	1.47	37.3	1.32	33.5
10PC2F-2C	80447	7266-08105	1.25	31.8	1.23	31.2
12PC2F-2	80423	7266-00185	1.47	37.3	1.50	38.1
12PC2F-4	80422	7266-00145	1.97	50.0	1.38	35.1
16PC2F-2	80424	7266-00135	1.97	50.0	1.75	44.5
16PC2F-4	80425	7266-00175	2.07	52.6	1.87	47.5
20PC2F-2	80427	7266-00225	2.35	59.7	2.25	57.2
20PC2F-4	80426	7266-00215	2.77	70.4	2.19	55.6
24PC2F-4	80428	7266-00355	2.88	73.2	2.55	64.8
32PC2F-4	80429	7266-00375	3.43	87.1	3.16	80.3

Power Crimp® One Non-Skive Ferrules (Steel)
For use with MegaFlex® M3K® Hose

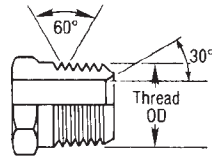


Descr	#		L		Ø	
			"	mm	"	mm
4M3KPC	80584	7266-07805	1.20	30.5	0.89	22.6
6M3KPC	80585	7266-07815	1.20	30.5	0.97	24.6
8M3KPC	80586	7266-07825	1.50	38.1	1.15	29.2
10PC1FS-M3K	80486	7266-07105	1.49	37.8	1.21	30.7
12PC1FS-M3K	80487	7266-07125	1.69	42.9	1.38	35.1




For G1 Hose (1-Wire)

Male Pipe (NPTF – 30° Cone Seat)



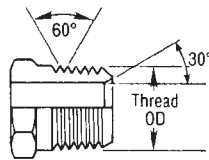
NPTF Solid Male (MP)



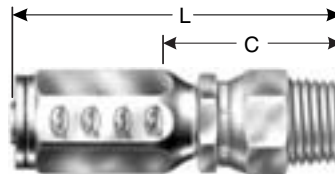
H1

Descr	#			⊖		🌀	H1		L		C	
				"	mm		"	"	"	mm	"	mm
4C1T-2RMP	81241	G27100-0402	7231-81241	1/4	4.8	1/8-27	1/2	2.30	58.4	1.29	32.8	
4C1T-4RMP	81210	G27100-0404	7231-81210	1/4	4.6	1/4-18	9/16	2.52	64.0	1.51	38.4	
6C1T-4RMP	81242	G27100-0604	7231-81242	3/8	9.5	1/4-18	9/16	2.68	68.1	1.54	39.1	
6C1T-6RMP	81211	G27100-0606	7231-81211	3/8	9.5	3/8-18	11/16	2.53	64.3	1.39	35.3	
8C1T-6RMP	81243	G27100-0806	7231-81243	1/2	12.7	3/8-18	11/16	3.05	77.5	1.70	43.2	
8C1T-8RMP	81212	G27100-0808	7231-81212	1/2	12.7	1/2-14	7/8	3.06	77.7	1.71	43.4	
8C1T-12RMP	81244	G27100-0812	7231-81244	1/2	12.7	3/4-14	1 1/16	3.13	79.5	1.87	47.5	
12C1T-12RMP	81213	G27100-1212	7231-81213	3/4	19.1	3/4-14	1 1/16	3.19	81.0	1.73	43.9	
16C1T-16RMP	81214	G27100-1616	7231-81214	1	25.4	1-11 1/2	1 3/8	3.78	96.0	2.10	53.3	

Male Pipe Swivel (NPTF – Without 30° Cone Seat)



NPTF Solid Male (MP)



H1 H2

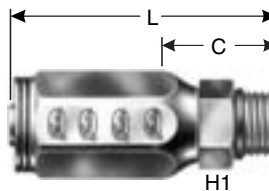
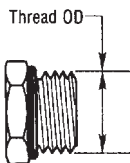
Descr	#			⊖		🌀	H1	H2	L		C	
				"	mm		"	"	"	mm	"	mm
4C1T-4RMPX	81185	G27105-0404	7231-22445	1/4	4.6	1/4-18	7/16	11/16	3.18	80.8	2.17	55.1
6C1T-6RMPX	81186	G27105-0606	7231-22455	3/8	9.5	3/8-18	5/8	7/8	3.51	89.2	2.23	56.6
8C1T-8RMPX	81187	G27105-0808	7231-22465	1/2	12.7	1/2-14	3/4	1	3.99	101.3	2.63	66.8
12C1T-12RMPX	81188	G27105-1212	7231-22475	3/4	19.1	3/4-14	1 1/16	1 5/16	4.27	108.5	2.73	69.3

- EQUIPMENT
- HOSE/CPLG. SELECTION
- TECH. DATA
- EXT. & VERY HIGH PRESS. HOSE
- GS CPLGS.
- PCM CPLGS.
- PCS CPLGS.
- HIGH & MED. PRESS. HOSE
- MEGACRIMP® CPLGS.
- PC CPLGS.
- FIELD ATTACHABLE CPLGS.
- AIR BRAKE HOSE & CPLGS.
- MEGATECH® C5 HOSE & CPLGS.
- LOW PRESS. HOSE & CPLGS.
- C14 HOSE & CPLGS.
- POLARSEAL® HOSE & CPLGS.
- PWR. STG. HOSE & CPLGS.
- THERMO-PLASTIC HOSE & CPLGS.
- ADAPTERS
- QUICK DISCONNECT CPLGS.
- ACCESSORIES & ASSORTMENTS
- PART NUMBER INDEXES



For G1 Hose (1-Wire)

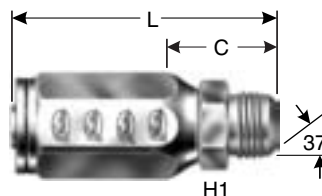
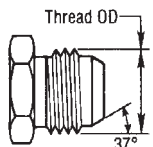
Male O-Ring Boss



O-Ring Boss Male (MB)

Descr	#			⌀		🌀	H1		L		C	
				"	mm		"	"	"	mm	"	mm
6C1T-6RMB	81181	G27120-0606	7231-22255	3/8	9.5	9/16-18	11/16	2.52	64.0	1.24	31.5	
6C1T-8RMB	81182	G27120-0608	7231-22265	3/8	9.5	3/4-16	7/8	2.59	65.8	1.32	33.5	
8C1T-8RMB	81183	G27120-0808	7231-22275	1/2	12.7	3/4-16	7/8	2.87	72.9	1.52	38.6	
8C1T-10RMB	81184	G27120-0810	7231-22285	1/2	12.7	7/8-14	1	3.11	79.0	1.76	44.7	

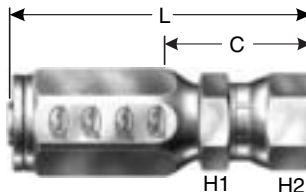
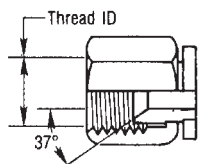
Male JIC 37° Flare



JIC 37° Male (MJ)

Descr	#			⌀		🌀	H1		L		C	
				"	mm		"	"	"	mm	"	mm
6C1T-6RMJ	81177	G27165-0606	7231-22185	3/8	9.5	9/16-18	9/16	2.68	68.1	1.40	35.6	
8C1T-8RMJ	81178	G27165-0808	7231-22195	1/2	12.7	3/4-16	3/4	3.05	77.5	1.70	43.2	
8C1T-10RMJ	81179	G27165-0810	7231-22205	1/2	12.7	7/8-14	7/8	3.31	84.1	1.96	49.8	
12C1T-12RMJ	81180	G27165-1212	7231-22215	3/4	19.1	1 1/16-12	1 1/16	3.52	89.4	1.98	50.3	

Female JIC 37° Flare Swivel

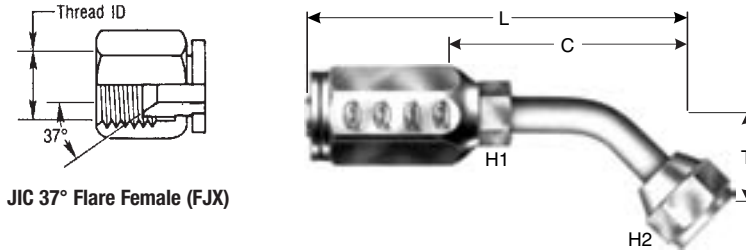


JIC 37° Flare Female (FJX)

Descr	#			⌀		🌀	H1	H2	L		C	
				"	mm		"	"	"	mm	"	mm
4C1T-4RFJX	81215	G27170-0404	7231-81215	1/4	6.4	7/16-20	9/16	9/16	2.47	62.7	1.46	37.1
4C1T-5RFJX	81216	G27170-0405	7231-81216	1/4	6.4	1/2-20	11/16	11/16	2.58	65.5	1.57	39.9
6C1T-6RFJX	81217	G27170-0606	7231-81217	3/8	9.5	9/16-18	3/4	3/4	2.80	71.1	1.65	41.9
6C1T-8RFJX	81218	G27170-0608	7231-81218	3/8	9.5	3/4-16	3/4	7/8	2.91	73.9	1.76	44.7
8C1T-8RFJX	81219	G27170-0808	7231-81219	1/2	12.7	3/4-16	13/16	7/8	3.24	82.3	1.89	48.0
8C1T-10RFJX	81220	G27170-0810	7231-81220	1/2	12.7	7/8-14	13/16	1 1/16	3.34	84.8	1.99	50.5
12C1T-12RFJX	81221	G27170-1212	7231-81221	3/4	19.1	1 1/16-12	1 1/8	1 1/4	3.45	87.6	1.91	48.5
16C1T-16RFJX	81222	G27170-1616	7231-81222	1	25.4	1 5/16-12	1 3/8	1 1/2	3.90	99.1	2.22	56.4

For G1 Hose (1-Wire)

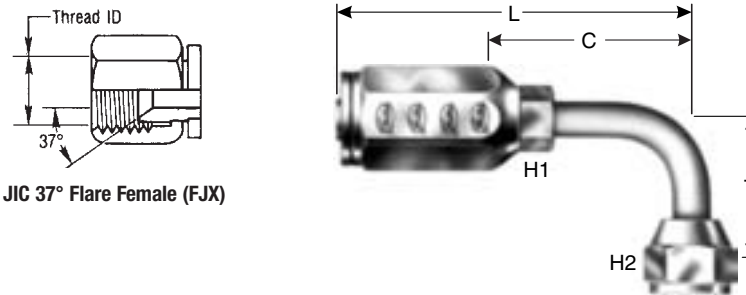
Female JIC 37° Flare Swivel – 45° Bent Tube



JIC 37° Flare Female (FJX)

Descr	#			⊖		🌀	H1	H2	T		L		C	
				"	mm		"	"	"	mm	"	mm	"	mm
4C1T-4RFJX45	81189	G27175-0404	7231-22545	1/4	6.4	7/16-20	3/8	9/16	0.33	8.4	2.80	71.1	1.79	45.5
6C1T-6RFJX45	81190	G27175-0606	7231-22555	3/8	9.5	9/16-18	1/2	11/16	0.39	9.9	3.37	85.6	1.79	45.5
8C1T-8RFJX45	81191	G27175-0808	7231-22565	1/2	12.7	3/4-16	5/8	7/8	0.55	14.0	4.11	104.4	2.10	53.3
12C1T-12RFJX45	81192	G27175-1212	7231-22575	3/4	19.1	1 1/16-12	7/8	1 1/4	0.78	19.8	4.70	119.4	3.16	80.3

Female JIC 37° Flare Swivel – 90° Bent Tube



JIC 37° Flare Female (FJX)

Descr	#			⊖		🌀	H1	H2	T		L		C	
				"	mm		"	"	"	mm	"	mm	"	mm
4C1T-4RFJX90	81193	G27180-0404	7231-22655	1/4	6.4	7/16-20	9/16	9/16	0.68	17.3	2.69	68.3	1.68	42.7
6C1T-6RFJX90	81194	G27180-0606	7231-22665	3/8	9.5	9/16-18	11/16	11/16	0.85	21.6	3.28	83.3	2.00	50.8
6C1T-8RFJX90	81195	G27180-0608	7231-22675	3/8	9.5	3/4-16	5/8	7/8	1.09	27.7	3.58	90.9	2.31	58.7
8C1T-8RFJX90	81196	G27180-0808	7231-22685	1/2	12.7	3/4-16	7/8	7/8	1.09	27.7	3.86	98.0	2.51	63.8
8C1T-10RFJX90	81197	G27180-0810	7231-22695	1/2	12.7	7/8-14	3/4	1	1.23	31.2	3.92	99.6	2.59	65.8
12C1T-12RFJX90	81198	G27180-1212	7231-22705	3/4	19.1	1 1/16-12	1 1/4	1 1/4	1.82	46.2	4.59	116.6	3.05	77.5

EQUIPMENT

HOSE/CPLG. SELECTION

TECH. DATA

EXT. & VERY HIGH PRESS. HOSE

GS CPLGS.

PCM CPLGS.

PCS CPLGS.

HIGH & MED. PRESS. HOSE

MEGACRIMP® CPLGS.

PC CPLGS.

FIELD ATTACHABLE CPLGS.

AIR BRAKE HOSE & CPLGS.

MEGATECH® C5 HOSE & CPLGS.

LOW PRESS. HOSE & CPLGS.

C14 HOSE & CPLGS.

POLARSEAL® HOSE & CPLGS.

PWR. STG. HOSE & CPLGS.

THERMO-PLASTIC HOSE & CPLGS.

ADAPTERS

QUICK DISCONNECT CPLGS.

ACCESSORIES & ASSORTMENTS

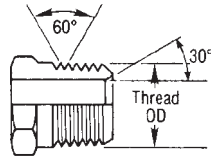
PART NUMBER INDEXES



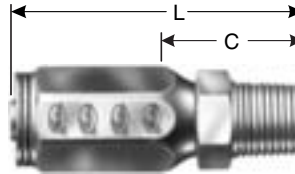
Field Attachable "Type T" Couplings – G27 Series

For G2 Hose (2-Wire)

Male Pipe (NPTF – 30° Cone Seat)



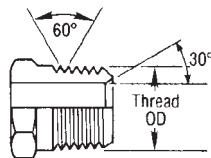
NPTF Solid Male (MP)



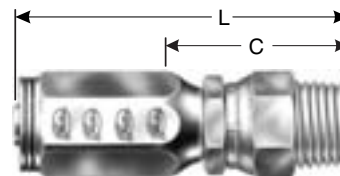
H1

Descr	#			⊖		🌀	H1			L		C	
				"	mm		"	"	mm	"	mm		
4C2AT-2RMP	81247	G28100-0402	7231-81247	1/4	6.4	1/8-27	1/2	2.30	58.4	1.23	31.2		
4C2AT-4RMP	81223	G28100-0404	7231-81223	1/4	6.4	1/4-18	9/16	2.52	64.0	1.45	36.8		
6C2AT-4RMP	81248	G28100-0604	7231-81248	3/8	9.5	1/4-18	9/16	2.68	68.1	1.45	36.8		
6C2AT-6RMP	81224	G28100-0606	7231-81224	3/8	9.5	3/8-18	11/16	2.53	64.3	1.30	33.0		
8C2AT-6RMP	81249	G28100-0806	7231-81249	1/2	12.7	3/8-18	11/16	3.05	77.5	1.63	41.4		
8C2AT-8RMP	81225	G28100-0808	7231-81225	1/2	12.7	1/2-14	7/8	3.06	77.7	1.64	41.7		
8C2AT-12RMP	81251	G28100-0812	7231-81251	1/2	12.7	3/4-14	1 1/16	3.13	79.5	1.71	43.4		
12C2AT-12RMP	81226	G28100-1212	7231-81226	3/4	19.1	3/4-14	1 1/16	3.19	81.0	1.65	41.9		
16C2AT-16RMP	81227	G28100-1616	7231-81227	1	25.4	1-11 1/2	1 3/8	3.78	96.0	2.04	51.8		
20C2AT-20RMP	81228	G28100-2020	7231-81228	1 1/4	31.7	1 1/4-11 1/2	1 3/4	4.59	116.6	2.49	63.2		
24C2AT-24RMP	81252	G28100-2424	7231-81252	1 1/2	38.1	1 1/2-11 1/2	2	5.18	131.6	2.68	68.1		

Male Pipe Swivel (NPTF – Without 30° Cone Seat)



NPTF Solid Male (MP)



H1 H2

Descr	#			⊖		🌀	H1		H2		L		C	
				"	mm		"	"	"	mm	"	mm		
4C2AT-4RMPX	81350	G28105-0404	7231-22495	1/4	6.4	1/4-18	7/16	11/16	3.18	80.8	2.11	53.6		
6C2AT-6RMPX	81351	G28105-0606	7231-22505	3/8	9.5	3/8-18	5/8	7/8	3.51	89.2	2.27	57.7		
8C2AT-8RMPX	81352	G28105-0808	7231-22515	1/2	12.7	1/2-14	3/4	1	3.99	101.3	2.56	65.0		
12C2AT-12RMPX	81353	G28105-1212	7231-22525	3/4	19.1	3/4-14	1 1/16	1 5/16	4.27	108.5	2.73	69.3		

EQUIPMENT

HOSE/CPLG. SELECTION

TECH. DATA

EXT. & VERY HIGH PRESS. HOSE

GS CPLGS.

PCM CPLGS.

PCS CPLGS.

HIGH & MED. PRESS. HOSE

MEGACRIMP® CPLGS.

PC CPLGS.

FIELD ATTACHABLE CPLGS.

AIR BRAKE HOSE & CPLGS.

MEGATECH® C5 HOSE & CPLGS.

LOW PRESS. HOSE & CPLGS.

C14 HOSE & CPLGS.

POLARSEAL® HOSE & CPLGS.

PWR. STG. HOSE & CPLGS.

THERMO-PLASTIC HOSE & CPLGS.

ADAPTERS

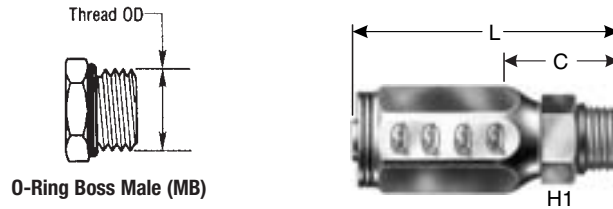
QUICK DISCONNECT CPLGS.

ACCESSORIES & ASSORTMENTS

PART NUMBER INDEXES

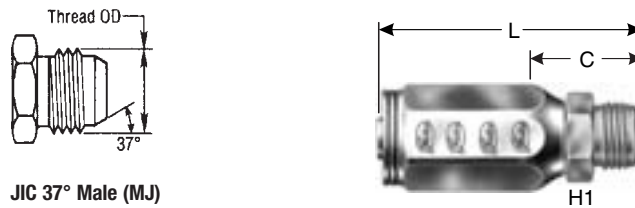
For G2 Hose (2-Wire)

Male O-Ring Boss



Descr	#			⊕		🌀	H1	L		C	
				"	mm			"	"	mm	"
6C2AT-6RMB	81346	G28120-0606	7231-22355	3/8	9.5	9/16-18	11/16	2.52	64.0	1.28	32.5
6C2AT-8RMB	81347	G28120-0608	7231-22365	3/8	9.5	3/4-16	7/8	2.59	65.8	1.36	34.5
8C2AT-8RMB	81348	G28120-0808	7231-22375	1/2	12.7	3/4-16	7/8	2.87	72.9	1.45	36.8
8C2AT-10RMB	81349	G28120-0810	7231-22385	1/2	12.7	7/8-14	1	3.11	79.0	1.59	40.4

Male JIC 37° Flare



Descr	#			⊕		🌀	H1	L		C	
				"	mm			"	"	mm	"
6C2AT-6RMJ	81342	G28165-0606	7231-22025	3/8	9.5	9/16-18	9/16	2.68	68.1	1.45	36.8
8C2AT-8RMJ	81343	G28165-0808	7231-22045	1/2	12.7	3/4-16	3/4	3.05	77.5	1.63	41.4
8C2AT-10RMJ	81344	G28165-0810	7231-22055	1/2	12.7	7/8-14	7/8	3.31	84.1	1.89	48.0
12C2AT-12RMJ	81345	G28165-1212	7231-22065	3/4	19.1	1 1/16-12	1 1/16	3.52	89.4	1.98	50.3

EQUIPMENT

HOSE/CPLG. SELECTION

TECH. DATA

EXT. & VERY HIGH PRESS. HOSE

GS CPLGS.

PCM CPLGS.

PCS CPLGS.

HIGH & MED. PRESS. HOSE

MEGACRIMP® CPLGS.

PC CPLGS.

FIELD ATTACHABLE CPLGS.

AIR BRAKE HOSE & CPLGS.

MEGATECH® C5 HOSE & CPLGS.

LOW PRESS. HOSE & CPLGS.

C14 HOSE & CPLGS.

POLARSEAL® HOSE & CPLGS.

PWR. STG. HOSE & CPLGS.

THERMO-PLASTIC HOSE & CPLGS.

ADAPTERS

QUICK DISCONNECT CPLGS.

ACCESSORIES & ASSORTMENTS

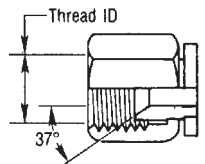
PART NUMBER INDEXES



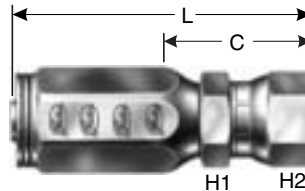
Field Attachable "Type T" Couplings – G27 Series

For G2 Hose (2-Wire)

Female JIC 37° Flare Swivel

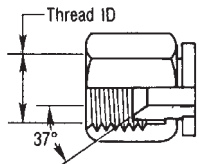


JIC 37° Flare Female (FJX)

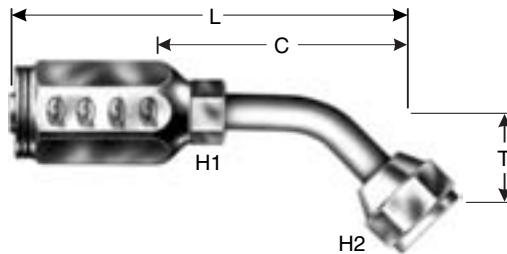


Descr	#			⌀		🌀	H1	H2	L		C	
				"	mm		"	"	"	mm	"	mm
4C2AT-4RFJX	81229	G28170-0404	7231-81229	1/4	6.4	7/16-20	9/16	9/16	2.47	62.7	1.40	35.6
4C2AT-5RFJX	81230	G28170-0405	7231-81230	1/4	6.4	1/2-20	11/16	11/16	2.58	65.5	1.57	39.9
6C2AT-6RFJX	81231	G28170-0606	7231-81231	3/8	9.5	9/16-18	3/4	3/4	2.80	71.1	1.56	39.6
6C2AT-8RFJX	81232	G28170-0608	7231-81232	3/8	9.5	3/4-16	3/4	3/4	2.91	73.9	1.67	42.4
8C2AT-8RFJX	81233	G28170-0808	7231-81233	1/2	12.7	3/4-16	13/16	7/8	3.24	82.3	1.82	46.2
8C2AT-10RFJX	81234	G28170-0810	7231-81234	1/2	12.7	7/8-14	13/16	1 1/16	3.34	84.8	1.92	48.8
12C2AT-12RFJX	81235	G28170-1212	7231-81235	3/4	19.1	1 1/16-12	1 1/8	1 1/4	3.45	87.6	1.91	48.5
16C2AT-16RFJX	81236	G28170-1616	7231-81236	1	25.4	1 5/16-12	1 3/8	1 1/2	3.90	99.1	2.16	54.9
20C2AT-20RFJX	81237	G28170-2020	7231-81237	1 1/4	31.7	1 5/16-12	1 7/8	2	4.85	123.2	2.74	69.6
24C2AT-24RFJX	81254	G28170-2424	7231-81254	1 1/2	38.1	1 7/8-12	2 1/8	2 1/4	5.26	133.6	2.76	70.1

Female JIC 37° Flare Swivel – 45° Bent Tube



JIC 37° Flare Female (FJX)



Descr	#			⌀		🌀	H1	H2	T	L		C		
				"	mm		"	"	"	mm	"	mm	"	mm
4C2AT-4RFJX45	81354	G28175-0404	7231-22595	1/4	6.4	7/16-20	3/8	9/16	0.33	8.4	2.80	71.1	1.73	43.9
6C2AT-6RFJX45	81355	G28175-0606	7231-22605	3/8	9.5	9/16-18	1/2	11/16	0.39	9.9	3.37	85.6	2.14	54.4
8C2AT-8RFJX45	81356	G28175-0808	7231-22615	1/2	12.7	3/4-16	5/8	7/8	0.55	14.0	4.11	104.4	2.68	68.1
12C2AT-12RFJX45	81357	G28175-1212	7231-22625	3/4	19.1	1 1/16-12	7/8	1 1/4	0.78	19.8	4.70	119.4	3.16	80.3

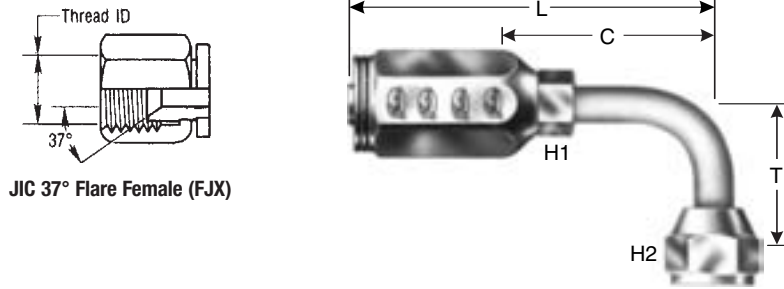
EQUIPMENT
HOSE/CPLG. SELECTION
TECH. DATA
EXT. & VERY HIGH PRESS. HOSE
GS CPLGS.
PCM CPLGS.
PCS CPLGS.
HIGH & MED. PRESS. HOSE
MEGACRIMP® CPLGS.
PC CPLGS.
FIELD ATTACHABLE CPLGS.
AIR BRAKE HOSE & CPLGS.
MEGATECH® C5 HOSE & CPLGS.
LOW PRESS. HOSE & CPLGS.
C14 HOSE & CPLGS.
POLARSEAL® HOSE & CPLGS.
PWR. STG. HOSE & CPLGS.
THERMO-PLASTIC HOSE & CPLGS.
ADAPTERS
QUICK DISCONNECT CPLGS.
ACCESSORIES & ASSORTMENTS
PART NUMBER INDEXES





For G2 Hose (2-Wire)


Female JIC 37° Flare Swivel – 90° Bent Tube



JIC 37° Flare Female (FJX)

Descr	#		⌀		🌀	H1	H2	T		L		C		
			"	mm		"	"	"	mm	"	mm	"	mm	
4C2AT-4RFJX90	81358	G28180-0404	7231-22755	1/4	6.4	7/16-20	3/8	9/16	0.68	17.3	2.69	68.3	1.62	41.1
6C2AT-6RFJX90	81359	G28180-0606	7231-22765	3/8	9.5	9/16-18	1/2	11/16	0.85	21.6	3.28	83.3	2.04	51.8
6C2AT-8RFJX90	81360	G28180-0608	7231-22775	3/8	9.5	3/4-16	5/8	7/8	1.09	27.7	3.58	90.9	2.35	59.7
8C2AT-8RFJX90	81361	G28180-0808	7231-22785	1/2	12.7	3/4-16	5/8	7/8	1.09	27.7	3.86	98.0	2.42	61.5
8C2AT-10RFJX90	81362	G28180-0810	7231-22795	1/2	12.7	7/8-14	3/4	1	1.23	31.2	3.92	99.6	2.50	63.5
12C2AT-12RFJX90	81363	G28180-1212	7231-22805	3/4	19.1	1 1/16-12	7/8	1 1/4	1.82	46.2	4.59	116.6	3.05	77.5

Female Flat-Face O-Ring Swivel – SAE J1453 O-Ring Face Seal



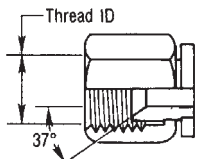
Female Flat-Face O-Ring Swivel (FFORX)

Descr	#		⌀		🌀	H1	H2	L		C	
			"	mm		"	"	"	mm	"	mm
4C2AT-4RFFORX	G28230-0404	7231-14105	1/4	6.4	9/16-18	43/64	43/64	2.50	63.5	1.43	36.32
6C2AT-6RFFORX	G28230-0606	7231-14125	3/8	9.5	11/16-16	7/8	7/8	2.88	73.1	1.64	41.66
8C2AT-8RFFORX	G28230-0808	7231-14145	1/2	12.7	13/16-16	61/64	61/64	3.37	85.6	1.94	42.28
12C2AT-12RFFORX	G28230-1212	7231-14165	3/4	19.1	1 13/16-16	1 1/8	1 13/32	2.03	51.6	3.57	90.68

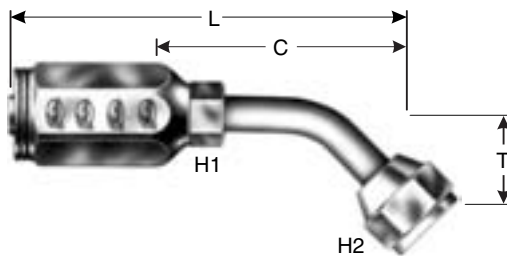
EQUIPMENT
HOSE/CPLG. SELECTION
TECH. DATA
EXT. & VERY HIGH PRESS. HOSE
GS CPLGS.
PCM CPLGS.
PCS CPLGS.
HIGH & MED. PRESS. HOSE
MEGACRIMP® CPLGS.
PC CPLGS.
FIELD ATTACHABLE CPLGS.
AIR BRAKE HOSE & CPLGS.
MEGATECH™ C5 HOSE & CPLGS.
LOW PRESS. HOSE & CPLGS.
C14 HOSE & CPLGS.
POLARSEAL® HOSE & CPLGS.
PWR. STG. HOSE & CPLGS.
THERMO-PLASTIC HOSE & CPLGS.
ADAPTERS
QUICK DISCONNECT CPLGS.
ACCESSORIES & ASSORTMENTS
PART NUMBER INDEXES



Female Flat-Face O-Ring Swivel – SAE J1453 O-Ring Face Seal – 45° Bent Tube

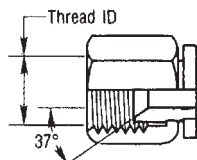


JIC 37° Flare Female (FJX)

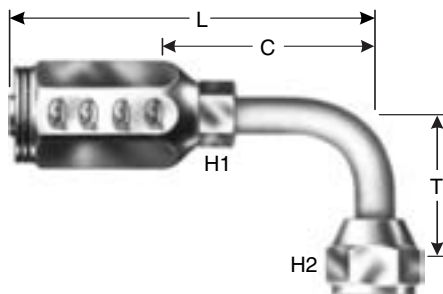


Descr	#		⊕		🌀	H1	H2	T		L		C	
			"	mm		"	"	"	mm	"	mm	"	mm
4C2AT-4RFFORX45S	G28234-0404	7231-14305	1/4	6.4	9/16-18	3/8	9/16	0.68	17.3	2.69	68.3	1.62	41.1
6C2AT-6RFFORX45S	G28234-0606	7231-14325	3/8	9.5	11/16-16	1/2	11/16	0.85	21.6	3.28	83.3	2.04	51.8
8C2AT-8RFFORX45S	G28234-0808	7231-14345	1/2	12.7	13/16-16	5/8	7/8	1.09	27.7	3.86	98.0	2.42	61.5
12C2AT-12RFFORX45S	G28234-1212	7231-14365	3/4	19.1	1 13/16-16	7/8	1 1/4	1.82	46.2	4.59	116.6	3.05	77.5

Female Flat-Face O-Ring Swivel – SAE J1453 O-Ring Face Seal – 90° Bent Tube



JIC 37° Flare Female (FJX)



Descr	#		⊕		🌀	H1	H2	T		L		C	
			"	mm		"	"	"	mm	"	mm	"	mm
4C2AT-4RFFORX90S	G28239-0404	7231-14505	1/4	6.4	9/16-18	3/8	9/16	0.68	17.3	2.69	68.3	1.62	41.1
6C2AT-6RFFORX90S	G28239-0606	7231-14525	3/8	9.5	11/16-16	1/2	11/16	0.85	21.6	3.28	83.3	2.04	51.8
8C2AT-8RFFORX90S	G28239-0808	7231-14545	1/2	12.7	13/16-16	5/8	7/8	1.09	27.7	3.86	98.0	2.42	61.5

EQUIPMENT
HOSE/CPLG. SELECTION
TECH. DATA
EXT. & VERY HIGH PRESS. HOSE
GS CPLGS.
PCM CPLGS.
PCS CPLGS.
HIGH & MED. PRESS. HOSE
MEGACRIMP® CPLGS.
PC CPLGS.
FIELD ATTACHABLE CPLGS.
AIR BRAKE HOSE & CPLGS.
MEGATECH® C5 HOSE & CPLGS.
LOW PRESS. HOSE & CPLGS.
C14 HOSE & CPLGS.
POLARSEAL® HOSE & CPLGS.
PWR. STG. HOSE & CPLGS.
THERMO-PLASTIC HOSE & CPLGS.
ADAPTERS
QUICK DISCONNECT CPLGS.
ACCESSORIES & ASSORTMENTS
PART NUMBER INDEXES

FLEET



Recommended For: Truck, bus, and mobile air brake, and service lines where heat and battery acids are not present. Conforms to SAE J844 specifications. Meets D.O.T. FMVSS 106-74.

Tube: Heat and light stabilized seamless extruded nylon.

Cover: Nylon. Available in black (NABTA), blue (NABTB), green (NABTG), red (NABTR), yellow (NABTY), orange (NABTO), purple (NABTP), brown (NABTN), silver (NABTS) and white (NABTW) colors. Other colors available upon request.

Type A: Non-reinforced in sizes 1/8", 5/32", 3/16", and 1/4".

NOTE: 1/8" and 5/32" are NOT recognized by D.O.T. for air brake systems, these are for service lines only.

Type B: Reinforced with one open ply of fibrous nylon in sizes 5/16", 3/8", 1/2", 5/8" and 3/4".

Temperature Range:

-40°F to +200°F (40°C to +93°C).

Couplings:

Gates DOT SureLok™ (G31 series) or Gates DOT Compression (G32 series) Couplings, pages F4-23.



SPECIFICATIONS											
Description	Part No.	Tube O.D.		Type	Color	Product No.	Wall Thickness	Working Pressure (psi)	Min. Burst Pressure (psi)	Min. Bend Radius (In.)	Bulk Carton Length (Ft.)
		(In.)									
2NABTAX1000	H30000-02	1/8	A	Black	4327-0117	0.021	150	800	0.37	1,000	
4NABTAX1000	H30000-04	1/4	A	Black	4327-0101	0.039	150	960	1.00	1,000	
5NABTAX500	H30000-05	5/16	B	Black	4327-0120	0.038	150	800	1.25	500	
6NABTAX500	H30005-06	3/8	B	Black	4327-0126	0.063	150	1120	1.50	500	
6NABTAX1000	H30000-06	3/8	B	Black	4327-0108	0.063	150	1120	1.50	1,000	
8NABTAX500	H30000-08	1/2	B	Black	4327-0112	0.064	150	760	2.00	500	
10NABTAX250	H30000-10	5/8	B	Black	4327-0115	0.093	150	720	2.50	250	
12NABTAX250	H30000-12	3/4	B	Black	4327-0116	0.091	150	640	3.00	250	
2NABTAX100	H30002-02	1/8	A	Black	4327-0049	0.021	150	800	0.37	100	
2.5NABTAX100	H30002-25	5/32	A	Black	4327-0050	0.022	150	800	0.50	100	
3NABTAX100	H30002-03	3/16	A	Black	4327-0051	0.023	150	800	0.75	100	
4NABTAX100	H30002-04	1/4	A	Black	4327-0052	0.039	150	960	1.00	100	
5NABTAX100	H30002-05	5/16	B	Black	4327-0053	0.038	150	800	1.25	100	
6NABTAX100	H30002-06	3/8	B	Black	4327-0054	0.063	150	1120	1.50	100	
8NABTAX100	H30002-08	1/2	B	Black	4327-0055	0.064	150	760	2.00	100	
10NABTAX50	H30003-10	5/8	B	Black	4327-0056	0.093	150	720	2.50	50	
12NABTAX50	H30003-12	3/4	B	Black	4327-0057	0.091	150	640	3.00	50	
4NABTGX100	H30042-04	1/4	A	Green	4327-0058	0.039	150	960	1.00	100	
6NABTGX100	H30042-06	3/8	B	Green	4327-0059	0.063	150	1120	1.50	100	
8NABTGX100	H30042-08	1/2	B	Green	4327-0060	0.064	150	760	2.00	100	
10NABTGX50	H30043-10	5/8	B	Green	4327-0061	0.093	150	720	2.50	50	
12NABTGX50	H30043-12	3/4	B	Green	4327-0062	0.091	150	640	3.00	50	
4NABTRX100	H30052-04	1/4	A	Red	4327-0063	0.039	150	960	1.00	100	
6NABTRX100	H30052-06	3/8	B	Red	4327-0064	0.063	150	1120	1.50	100	
8NABTRX100	H30052-08	1/2	B	Red	4327-0065	0.064	150	760	2.00	100	
10NABTRX50	H30053-10	5/8	B	Red	4327-0066	0.093	150	720	2.50	50	
12NABTRX50	H30053-12	3/4	B	Red	4327-0067	0.091	150	640	3.00	50	
4NABTBX100	H30062-04	1/4	A	Blue	4327-0068	0.039	150	960	1.00	100	
6NABTBX100	H30062-06	3/8	B	Blue	4327-0069	0.063	150	1120	1.50	100	
8NABTBX100	H30062-08	1/2	B	Blue	4327-0070	0.064	150	760	2.00	100	
10NABTBX50	H30063-10	5/8	B	Blue	4327-0071	0.093	150	720	2.50	50	
12NABTBX50	H30063-12	3/4	B	Blue	4327-0072	0.091	150	640	3.00	50	
4NABTYX100	H30072-04	1/4	A	Yellow	4327-0073	0.039	150	960	1.00	100	
6NABTYX100	H30072-06	3/8	B	Yellow	4327-0074	0.063	150	1120	1.50	100	
8NABTYX100	H30072-08	1/2	B	Yellow	4327-0075	0.064	150	760	2.00	100	
10NABTYX50	H30073-10	5/8	B	Yellow	4327-0076	0.093	150	720	2.50	50	
12NABTYX50	H30073-12	3/4	B	Yellow	4327-0077	0.091	150	640	3.00	50	
4NABTOX100	H30082-04	1/4	A	Orange	4327-0078	0.039	150	960	1.00	100	
6NABTOX100	H30082-06	3/8	B	Orange	4327-0079	0.063	150	1120	1.50	100	
8NABTOX100	H30082-08	1/2	B	Orange	4327-0080	0.064	150	760	2.00	100	
10NABTOX50	H30083-10	5/8	B	Orange	4327-0081	0.093	150	720	2.50	50	
12NABTOX50	H30083-12	3/4	B	Orange	4327-0082	0.091	150	640	3.00	50	
4NABTP1000	H30030-04	1/4	A	Purple	4327-0125	0.039	150	960	1.00	1000	
4NABTN1000	H30010-04	1/4	A	Brown	4327-0103	0.039	150	960	1.00	1000	
4NABTS1000	H30090-04	1/4	A	Silver	4327-0106	0.039	150	960	1.00	1000	
8NABTS500	H30090-08	1/2	B	Silver	4327-0114	0.064	150	760	2.00	500	
6NABTW1000	H30070-06	3/8	B	White	4327-0111	0.063	150	1120	1.50	1000	

- EQUIPMENT
- HOSE/CPLG. SELECTION
- TECH. DATA
- EXT. & VERY HIGH PRESS. HOSE
- GS CPLGS.
- PCM CPLGS.
- PCS CPLGS.
- HIGH & MED. PRESS. HOSE
- MEGACRIMP® CPLGS.
- PC CPLGS.
- FIELD ATTACHABLE CPLGS.
- AIR BRAKE HOSE & CPLGS.
- MEGATECH™ C5 HOSE & CPLGS.
- LOW PRESS. HOSE & CPLGS.
- C14 HOSE & CPLGS.
- POLARSEAL® HOSE & CPLGS.
- PWR. STG. HOSE & CPLGS.
- THERMO-PLASTIC HOSE & CPLGS.
- ADAPTERS
- QUICK DISCONNECT CPLGS.
- ACCESSORIES & ASSORTMENTS
- PART NUMBER INDEXES



SureLok™ Air Brake Couplings – G31 Series

Global Part Numbering System

Gates couplings feature a meaningful part number that makes coupling identification fast and easy. Always refer to Gates' catalog when selecting hose and coupling combinations.

In the following example, the Global Part Number G31100-0808 identifies a SureLok™ Male Pipe (MP) coupling with -8 (1/2") tube size and -8 (1/2") thread size.

G 31



Series Stem Style (see below)

1 0 0 -



Thread Configuration (see below)

0 8



Stem Size (1/2")

0 8



Thread Size (1/2")

Series Stem Styles:

- G31 — Push-to-Connect Couplings (Description = AB)
- G32 — Compression Couplings (Description = ABC)
- G33 — Air Brake Couplings for Rubber Hose (Description = ABR)

Thread Configurations

These three-digit numbers identify the various coupling thread configurations

021 — MP-ATDV	Air Tank Drain Valve	302 — AB-AB-BKHDL	Air Brake Bulkhead – Long
027 — MP-CV	One Way Check Valve	350 — AB-MFA-BKHD	Air Brake to Male Flareless Assembly Bulkhead
030 — MAB-MP	Air Brake Adapter	360 — AB-FP-BKHD	Air Brake to Female Pipe Bulkhead
031 — GH	Glad Hand	377 — AB-GH-BKHD	Air Brake to Glad Hand Bulkhead
032 — GHS	Gladhand Seal	400 — AB-AB	Air Brake Union
040 — TSI-AB	Tube Sleeve Insert	404 — AB-AB90	Air Brake Union - 90°
050 — TS-AB	Tube Sleeve	450 — AB-AB-AB	Air Brake Union - Tee
060 — TSN-AB	Tube Sleeve Nut	451 — AB-AB-AB	Air Brake Union - Tee Jump UP
061 — SGN-ABR	Spring Guard Nut	452 — AB-AB-AB	Air Brake Union - Tee Jump DOWN
100 — AB-MP	Air Brake to Male Pipe (NPTF - 30° Cone Seat)	453 — AB-AB-AB	Air Brake Union - Tee with Bracket
102 — AB-MP45	Air Brake to Male Pipe - 45°	601 — AB-MP-TV	Air Brake to Male Pipe Truck Valve - 90°
104 — AB-MP90	Air Brake to Male Pipe - 90°	602 — MP-ABC-TV	Male Pipe to Air Brake Truck Valve - 90°
105 — AB-MP-Port90	Air Brake to Male Pipe - 90° with Port	610 — MP-MS90-TV	Male Pipe to Male SAE 45° Flare Truck Valve - 90°
110 — ABRSG-MP	Air Brake to Male Pipe with Spring Guard	612 — MS-MP90-TV	Male SAE 45° Flare to Male Pipe Truck Valve - 90°
111 — ABRI-MP	Air Brake to Male Pipe without Nut	620 — SB-MP90-TV	Single Bead Male Pipe Truck Valve - 90°
112 — SGABR	Air Brake Spring Guard	622 — SB-MP90-TVP	Single Bead Male Pipe Truck Valve with Pin Handle - 90°
122 — AB-MPX45	Air Brake to Male Pipe Swivel - 45°	630 — FP-MP90-TV	Female Pipe to Male Pipe Truck Valve - 90°
124 — AB-MPX90	Air Brake to Male Pipe Swivel - 90°	650 — MP-FP-FP3WTV	3-Way Truck Valve
130 — MP-AB-AB	Male Pipe to Air Brake - Tee	655 — FP-FP-FP4WTV	4-Way Truck Valve – Short Handle
131 — MP-AB-AB	Male Pipe to Air Brake - Tee Jump UP	656 — FP-FP-FP4WTV-L	4-Way Truck Valve – Long Handle
132 — MP-AB-AB	Male Pipe to Air Brake - Tee Jump DOWN	701 — MFA-MFASC	Male Flareless Assembly to Male Flareless Assembly Shut-Off Cock
134 — AB-AB-MP	Air Brake to Male Pipe - Tee	705 — MFA-MPSC	Male Flareless Assembly to Male Pipe Shut-Off Cock
135 — AB-AB-MP	Air Brake to Male Pipe - Tee Jump UP	710 — MP-FPSC	Male Pipe to Female Pipe Shut-Off Cock
136 — AB-AB-MP	Air Brake to Male Pipe - Tee Jump DOWN	715 — FP-FPSC	Female Pipe to Female Pipe Shut-Off Cock
138 — AB-AB-MP45	Air Brake to Male Pipe - Tee - 45°	720 — MS-MPSC	Male SAE 45° Flare to Male Pipe Shut-Off Cock
140 — MPX-AB-AB	Male Pipe Swivel to Air Brake - Tee	730 — MS-MSSC	Male SAE 45° Flare to Male SAE 45° Flare Shut-Off Cock
142 — AB-AB-MPX	Air Brake to Male Pipe Swivel - Tee	801 — MP-ADC	Male Pipe Air Drain Cock
150 — AB-FP	Air Brake to Female Pipe	805 — FP-MPADC	Female Pipe to Male Pipe Air Drain Cock
151 — ABR-FP	Air Brake to Female Pipe with Adapter	832 — MP-ADCBN	Male Pipe Air Drain Cock – Bibb Nose
154 — AB-FP90	Air Brake to Female Pipe - 90°	850 — ATNKV	Air Tank Valve
160 — AB-AB-FP	Air Brake to Female Pipe - Tee	970 — AB-MAN	6-Port Manifold
167 — MP-AB-FP	Male Pipe to Air Brake to Female Pipe - Tee		
300 — AB-AB-BKHD	Air Brake Bulkhead		
301 — AB-AB-BKHDS	Air Brake Bulkhead – Short		





SureLok™ G31 Series Couplings

Recommended For: Compressed air as a connector on all air brake systems at locations other than between chassis frame and axle or between towed and towing vehicle. Also as a connector on all air operated systems as applicable to suspension, steering, engine, transmission and auxiliary mechanisms. Fittings and tubing comply to Department of Transportation Federal Motor Vehicle Safety Standard DOT FMVSS 106. (Mandatory requirements for inch tube fittings in U.S.A.) Society for Automotive Engineers (SAE) J1131 (inch tube and fittings) and meet DIN 74324 and German TUV requirements (Metric Tube and Fittings).

Maximum Working Pressure: 0 to 150 psi (0 to 10 bar)

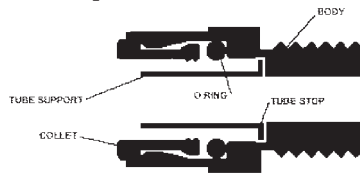
Working Temperature: -40°F to 220°F (-40°C to 100°C)

Materials: Brass, Grade CA 380 (Nitrile O-Ring)

Tubing: SAE J844 or DIN 74324

Feature	Benefit
• Simple tube connection and disconnection	• No tools required
• Fewer component parts - Internally machined form in body to secure collet	• Reduces number of potential leak paths • Corrosion resistant
• All collets marked with tube size	• Easy identification
• Ease of tube insertion in areas of restricted access	• Reduced assembly & maintenance times • Provide time/labor savings
• Total fittings system solution	• Greater reliability and reduced testing

Component Functions



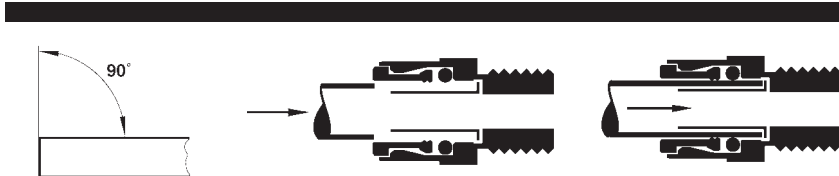
Body - The body has an internally machined form to secure the collet(s), O-ring(s) and Tube support(s). It also has internal & externally machined thread form(s) for connection to ports where applicable.

Collet - The purpose of the collet is to grip the tube and ensure it is retained by the fitting at all times.

O-Ring - The O-ring is to ensure adequate interference between the tube & fitting body therefore providing a pneumatic seal at all times.

Tube Support - The tube support prevents the tube collapsing during extreme tensile loading conditions. Such conditions are only encountered during performance testing and far exceed those experienced during normal use.

Installation

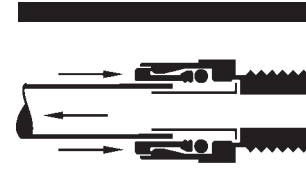


1. Ensure that end of tube is cut square and is free from burrs.

2. Push tube through collet into fitting.

3. Continue pushing tube through O-ring until it bottoms on tube stop. Pull back on tube to reinforce collet teeth gripping action.

Disconnect



To disconnect - Ensure there is no air present. Push tube into fitting until it bottoms on tube stop. Hold down collet and withdraw tube.

EQUIPMENT

HOSE/CPLG. SELECTION

TECH. DATA

EXT. & VERY HIGH PRESS. HOSE

GS CPLGS.

PCM CPLGS.

PCS CPLGS.

HIGH & MED. PRESS. HOSE

MEGACRIMP® CPLGS.

PC CPLGS.

FIELD ATTACHABLE CPLGS.

AIR BRAKE HOSE & CPLGS.

MEGATECH® C5 HOSE & CPLGS.

LOW PRESS. HOSE & CPLGS.

C14 HOSE & CPLGS.

POLARSEAL® HOSE & CPLGS.

PWR. STG. HOSE & CPLGS.

THERMO-PLASTIC HOSE & CPLGS.

ADAPTERS

QUICK DISCONNECT CPLGS.

ACCESSORIES & ASSORTMENTS

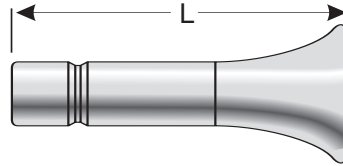
PART NUMBER INDEXES



SureLok™ Air Brake Couplings – G31 Series

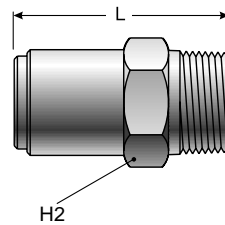
SureLok™ G31 Series Couplings

Plug



Descr	#		L		
			"	"	mm
25AB-PLUG	G31050-0025	7208-10045	5/32	1.04	26.5
4AB-PLUG	G31050-0004	7208-10015	1/4	1.12	28.5
6AB-PLUG	G31050-0006	7208-10025	3/8	1.34	34.0
8AB-PLUG	G31050-0008	7208-10035	1/2	1.48	37.5

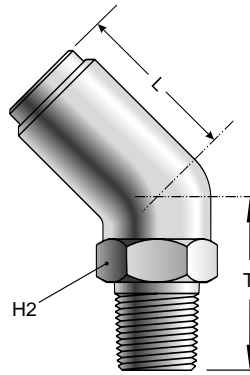
Air Brake to Male Pipe




Descr	#		Thread		H2	L	
			"	mm		"	mm
2AB-2MP	G31100-0202	7208-10055	1/8	1/8 – 27	7/16	0.67	16.9
25AB-1MP	G31100-2501	7208-10225	5/32	1/16 – 27	11/32	0.43	11.0
25AB-2MP	G31100-2502	7208-10235	5/32	1/8 – 27	7/16	0.89	22.7
3AB-2MP	G31100-0302	7208-10065	3/16	1/8 – 27	1/2	1.02	25.8
4AB-1MP	G31100-0401	7208-10075	1/4	1/16 – 27	7/16	0.94	24.0
4AB-2MP	G31100-0402	7208-10085	1/4	1/8 – 27	1/2	1.04	26.3
4AB-4MP	G31100-0404	7208-10095	1/4	1/4 – 18	9/16	1.17	29.8
4AB-6MP	G31100-0406	7208-10105	1/4	3/8 – 18	11/16	1.20	30.5
6AB-2MP	G31100-0602	7208-10115	3/8	1/8 – 27	11/16	1.32	33.6
6AB-4MP	G31100-0604	7208-10125	3/8	1/4 – 18	11/16	1.48	37.6
6AB-6MP	G31100-0606	7208-10135	3/8	3/8 – 18	11/16	1.42	36.1
6AB-8MP	G31100-0608	7208-10145	3/8	1/2 – 14	7/8	1.46	37.1
8AB-4MP	G31100-0804	7208-10155	1/2	1/4 – 18	7/8	1.68	42.6
8AB-6MP	G31100-0806	7208-10165	1/2	3/8 – 18	7/8	1.64	41.6
8AB-8MP	G31100-0808	7208-10175	1/2	1/2 – 14	7/8	1.72	43.6
10AB-6MP	G31100-1006	7208-10185	5/8	3/8 – 18	11/16	1.87	47.5
10AB-8MP	G31100-1008	7208-10195	5/8	1/2 – 14	11/16	2.12	53.5
12AB-8MP	G31100-1208	7208-10205	3/4	1/2 – 14	13/16	2.11	53.5
12AB-12MP	G31100-1212	7208-10215	3/4	3/4 – 14	1 1/16	2.21	56.1



Air Brake to Male Pipe – 45°



Descr	#		∅		H2	T		L	
			"		mm	"	mm	"	mm
4AB-2MP45	G31102-0402	7208-10245	1/4	1/8 – 27	14.3	0.81	20.6	1.68	42.7
4AB-4MP45	G31102-0404	7208-10255	1/4	1/4 – 18	14.3	0.98	24.9	1.87	47.5
6AB-2MP45	G31102-0602	7208-10265	3/8	1/8 – 27	19.0	0.93	23.6	1.95	49.5
6AB-4MP45	G31102-0604	7208-10275	3/8	1/4 – 18	19.0	1.10	27.9	2.16	54.9
6AB-6MP45	G31102-0606	7208-10285	3/8	3/8 – 18	19.0	1.12	28.4	2.22	56.4
6AB-8MP45	G31102-0608	7208-10295	3/8	1/2 – 14	22.0	1.30	33.0	2.44	62.0
8AB-4MP45	G31102-0804	7208-10305	1/2	1/4 – 18	22.0	1.10	27.9	2.32	58.9
8AB-6MP45	G31102-0806	7208-10315	1/2	3/8 – 18	22.0	1.12	28.4	2.38	60.5
8AB-8MP45	G31102-0808	7208-10325	1/2	1/2 – 14	22.0	1.30	33.0	2.60	66.0
10AB-6MP45	G31102-1006	7208-10335	5/8	3/8 – 18	27.0	1.02	25.9	2.48	63.0
10AB-8MP45	G31102-1008	7208-10345	5/8	1/2 – 14	27.0	1.22	31.0	2.68	68.1
12AB-8MP45	G31102-1208	7208-10355	3/4	1/2 – 14	25.4	1.30	33.0	2.82	71.6
12AB-12MP45	G31102-1212	7208-10365	3/4	3/4 – 14	27.0	1.91	48.5	3.92	99.6

EQUIPMENT

HOSE/CPLG. SELECTION

TECH. DATA

EXT. & VERY HIGH PRESS. HOSE

GS CPLGS.

PCM CPLGS.

PCS CPLGS.

HIGH & MED. PRESS. HOSE

MEGACRIMP® CPLGS.

PC CPLGS.

FIELD ATTACHABLE CPLGS.

AIR BRAKE HOSE & CPLGS.

MEGATECH™ C5 HOSE & CPLGS.

LOW PRESS. HOSE & CPLGS.

C14 HOSE & CPLGS.

POLARSEAL® HOSE & CPLGS.

PWR. STG. HOSE & CPLGS.

THERMO-PLASTIC HOSE & CPLGS.

ADAPTERS

QUICK DISCONNECT CPLGS.

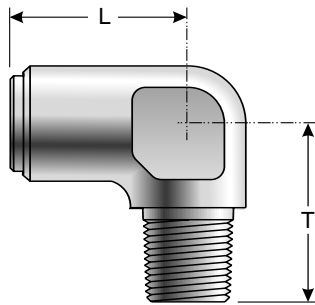
ACCESSORIES & ASSORTMENTS


PART NUMBER INDEXES



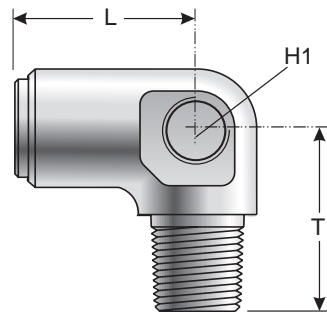
SureLok™ Air Brake Couplings – G31 Series


Air Brake to Male Pipe – 90°



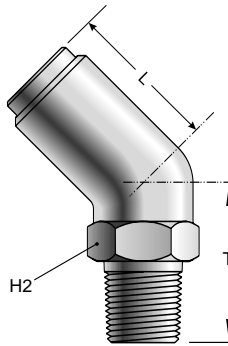
Descr	#		IO		H1	T		L		
			"		mm	"	mm	"	mm	
2AB-2MP90	G31104-0202	7208-10375	1/8	1/8 – 27	7	0.66	16.8	0.67	17.0	
MEGACRIMP® CPLGS.	25AB-2MP90	G31104-2502	5/32	1/8 – 27	7	0.68	17.2	0.67	17.0	
	3AB-2MP90	G31104-0302	3/16	1/8 – 27	12	0.75	19.0	0.81	20.5	
PC CPLGS.	4AB-2MP90	G31104-0402	1/4	1/8 – 27	14	0.79	20.0	0.81	20.5	
	4AB-4MP90	G31104-0404	1/4	1/4 – 18	18	1.02	26.0	0.87	22.0	
FIELD ATTACHABLE CPLGS.	4AB-6MP90	G31104-0406	1/4	3/8 – 18	22	1.10	28.0	0.94	24.0	
	4AB-8MP90	G31104-0408	1/4	1/2 – 14	24	1.38	35.0	0.96	24.5	
AIR BRAKE HOSE & CPLGS.	6AB-2MP90	G31104-0602	3/8	1/8 – 27	18	0.87	22.0	1.08	27.5	
	6AB-4MP90	G31104-0604	3/8	1/4 – 18	18	1.02	26.0	1.06	27.0	
	6AB-6MP90	G31104-0606	3/8	3/8 – 18	22	1.10	28.0	1.14	29.0	
	6AB-8MP90	G31104-0608	3/8	1/2 – 14	24	1.38	35.0	1.14	29.0	
	MEGATECH® C5 HOSE & CPLGS.	8AB-4MP90	G31104-0804	1/2	1/4 – 18	22	1.14	29.0	1.22	31.0
		8AB-6MP90	G31104-0806	1/2	3/8 – 18	22	1.14	29.0	1.26	32.0
		8AB-8MP90	G31104-0808	1/2	1/2 – 14	24	1.38	35.0	1.28	32.5
		10AB-6MP90	G31104-1006	5/8	3/8 – 18	22	1.22	31.0	1.44	36.5
		10AB-8MP90	G31104-1008	5/8	1/2 – 14	30	1.42	36.0	1.54	39.0
		12AB-8MP90	G31104-1208	3/4	1/2 – 14	24	1.48	37.5	1.52	38.5
	12AB-12MP90	G31104-1212	3/4	3/4 – 14	27	2.00	50.8	2.15	54.6	

Air Brake to Male Pipe – 90° with Port



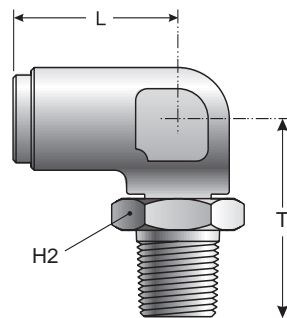
Descr	#		IO		H1	T		L	
			"		mm	"	mm	"	mm
6AB-4MP-2PORT90	G31105-0604P	7208-10555	3/8	1/4 – 18	22	1.10	28.0	1.20	30.5
6AB-6MP-2PORT90	G31105-0606P	7208-10565	3/8	3/8 – 18	22	1.10	28.0	1.12	28.5
8AB-6MP-2PORT90	G31105-0806P	7208-10575	1/2	3/8 – 18	22	1.14	29.0	1.26	32.0
8AB-8MP-4PORT90	G31105-0808P	7208-10585	1/2	1/2 – 14	24	1.38	35.0	1.28	32.5
12AB-12MP-4PORT90	G31105-1212P	7208-10595	3/4	3/4 – 14	24	1.48	37.5	1.52	38.5

Air Brake to Male Pipe Swivel – 45°



Descr	#		∅	🌀	H2	T		L	
			"		"	"	mm	"	mm
4AB-2MPX45	G31122-0402	7208-10605	1/4	1/8 – 27	7/16	0.90	22.9	0.77	19.6
4AB-4MPX45	G31122-0404	7208-10615	1/4	1/4 – 18	9/16	1.11	28.2	0.77	19.6
6AB-2MPX45	G31122-0602	7208-10625	3/8	1/8 – 27	9/16	1.05	26.7	1.05	26.7
6AB-4MPX45	G31122-0604	7208-10635	3/8	1/4 – 18	11/16	1.26	32.0	1.05	26.7
6AB-6MPX45	G31122-0606	7208-10645	3/8	3/8 – 18	3/4	1.26	32.0	1.05	26.7
6AB-8MPX45	G31122-0608	7208-10655	3/8	1/2 – 14	7/8	1.48	37.6	1.05	26.7
8AB-6MPX45	G31122-0806	7208-10665	1/2	3/8 – 18	3/4	1.41	35.8	1.25	31.8
8AB-8MPX45	G31122-0808	7208-10675	1/2	1/2 – 14	7/8	1.62	41.1	1.25	31.8
10AB-8MPX45	G31122-1008	7208-10685	5/8	1/2 – 14	7/8	1.42	36.0	1.51	38.6

Air Brake to Male Pipe Swivel – 90°



Descr	#		∅	🌀	H2	T		L	
			"		mm	"	mm	"	mm
25AB-2MPX90	G31124-2502	7208-10835	5/32	1/8 – 27	11	0.91	23.2	.83	21.2
4AB-2MPX90	G31124-0402	7208-10695	1/4	1/8 – 27	11	0.91	23.2	0.83	21.2
4AB-4MPX90	G31124-0404	7208-10705	1/4	1/4 – 18	14	1.12	28.4	0.83	21.2
4AB-6MPX90	G31124-0406	7208-10715	1/4	3/8 – 18	19	1.25	31.7	0.85	21.5
6AB-2MPX90	G31124-0602	7208-10725	3/8	1/8 – 27	14	1.05	26.7	1.07	27.3
6AB-4MPX90	G31124-0604	7208-10735	3/8	1/4 – 18	19	1.29	32.7	1.07	27.3
6AB-6MPX90	G31124-0606	7208-10745	3/8	3/8 – 18	19	1.24	31.6	1.07	27.3
6AB-8MPX90	G31124-0608	7208-10755	3/8	1/2 – 14	22	1.44	36.8	1.07	27.3
8AB-4MPX90	G31124-0804	7208-10765	1/2	1/4 – 18	22	1.27	32.2	1.27	32.3
8AB-6MPX90	G31124-0806	7208-10775	1/2	3/8 – 18	22	1.42	36.1	1.27	32.3
8AB-8MPX90	G31124-0808	7208-10785	1/2	1/2 – 14	22	1.62	41.1	1.27	32.3
10AB-6MPX90	G31124-1006	7208-10795	5/8	3/8 – 18	19	1.29	32.8	1.46	37.1
10AB-8MPX90	G31124-1008	7208-10805	5/8	1/2 – 14	22	1.48	37.6	1.54	39.1
12AB-8MPX90	G31124-1208	7208-10815	3/4	1/2 – 14	22	1.53	38.9	1.55	39.4
12AB-12MPX90	G31124-1212	7208-10825	3/4	3/4 – 14	24	1.48	37.6	1.52	38.6

EQUIPMENT

HOSE/CPLG.
SELECTION

TECH. DATA

EXT. &
VERY HIGH
PRESS. HOSE

GS CPLGS.

PCM CPLGS.

PCS CPLGS.

HIGH & MED.
PRESS. HOSEMEGACRIMP®
CPLGS.

PC CPLGS.

FIELD
ATTACHABLE
CPLGS.AIR BRAKE
HOSE &
CPLGS.MEGATECH®
C5
HOSE &
CPLGS.LOW PRESS.
HOSE &
CPLGS.C14 HOSE
& CPLGS.POLARSEAL®
HOSE &
CPLGS.PWR. STG.
HOSE &
CPLGS.THERMO-
PLASTIC
HOSE &
CPLGS.

ADAPTERS

QUICK
DISCONNECT
CPLGS.ACCESSORIES
& ASSORT-
MENTSPART NUMBER
INDEXES

SureLok™ Air Brake Couplings – G31 Series

EQUIPMENT

HOSE/CPLG. SELECTION

TECH. DATA

EXT. & VERY HIGH PRESS. HOSE

GS CPLGS.

PCM CPLGS.

PCS CPLGS.

HIGH & MED. PRESS. HOSE

MEGACRIMP® CPLGS.

PC CPLGS.

FIELD ATTACHABLE CPLGS.

AIR BRAKE HOSE & CPLGS.

MEGATECH® C5 HOSE & CPLGS.

LOW PRESS. HOSE & CPLGS.

C14 HOSE & CPLGS.

POLARSEAL® HOSE & CPLGS.

PWR. STG. HOSE & CPLGS.

THERMO-PLASTIC HOSE & CPLGS.

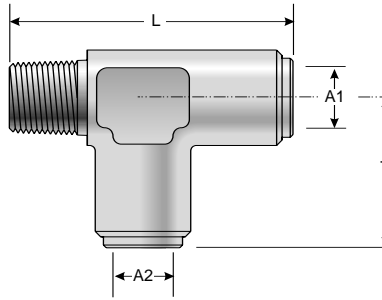
ADAPTERS

QUICK DISCONNECT CPLGS.

ACCESSORIES & ASSORT-MENTS

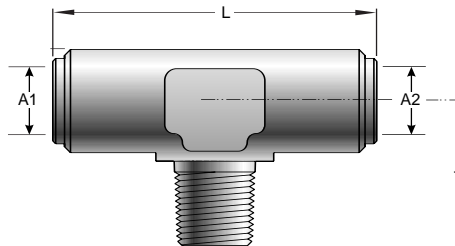
PART NUMBER INDEXES

Male Pipe to Air Brake – Tee



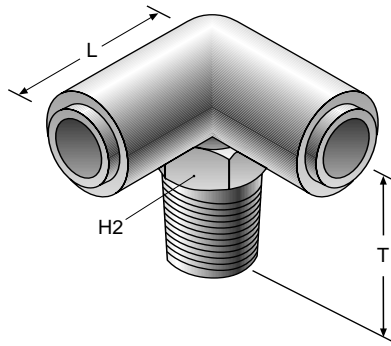
Descr	#		∅		🌀	H1	T		L	
			A1	A2			mm	"	mm	"
2MP-4AB-4AB	G31130-0204	7208-10845	1/4	1/4	1/8 – 27	14	0.89	22.5	1.67	42.5
4MP-4AB-4AB	G31130-0404	7208-10855	1/4	1/4	1/4 – 18	18	0.89	22.5	1.85	47.0
4MP-4AB-6AB	G31131-0406	7208-10925	1/4	3/8	1/4 – 18	18	1.08	27.5	1.85	47.0
4MP-6AB-4AB	G31132-0406	7208-10955	3/8	1/4	1/4 – 18	18	0.93	23.5	2.05	52.0
4MP-6AB-6AB	G31130-0406	7208-10865	1/4	3/8	1/4 – 18	18	1.08	27.5	2.05	52.0
6MP-4AB-4AB	G31130-0604	7208-10875	1/4	1/4	3/8 – 18	22	0.93	23.5	2.03	51.5
6MP-4AB-6AB	G31131-0604	7208-10935	1/4	3/8	3/8 – 18	22	1.14	29.0	2.03	51.5
6MP-6AB-4AB	G31132-0604	7208-10965	3/8	1/4	3/8 – 18	22	0.93	23.5	2.24	57.0
6MP-6AB-6AB	G31130-0606	7208-10885	3/8	3/8	3/8 – 18	22	1.14	29.0	2.24	57.0
6MP-6AB-8AB	G31131-0608	7208-10945	3/8	1/2	3/8 – 18	22	1.30	33.0	2.36	60.0
6MP-8AB-6AB	G31132-0608	7208-10975	1/2	3/8	3/8 – 18	22	1.22	31.0	2.44	62.0
6MP-8AB-8AB	G31130-0608	7208-10895	1/2	1/2	3/8 – 18	22	1.30	33.0	2.44	62.0
8MP-6AB-6AB	G31130-0806	7208-10905	3/8	3/8	1/2 – 14	24	1.22	31.0	2.64	67.0
8MP-8AB-8AB	G31130-0808	7208-10915	1/2	1/2	1/2 – 14	24	1.30	33.0	2.72	69.0

Air Brake to Male Pipe – Tee



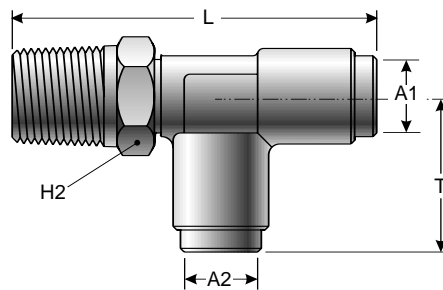
Descr	#		∅		🌀	H1	T		L	
			A1 "	A2 "			mm	"	mm	"
4AB-4AB-2MP	G31134-0402	7208-10985	1/4	1/4	1/8 – 27	14	0.79	20.0	1.69	43.0
4AB-4AB-4MP	G31134-0404	7208-10995	1/4	1/4	1/4 – 18	18	0.96	24.5	1.77	45.0
4AB-4AB-6MP	G31134-0406	7208-11005	1/4	1/4	3/8 – 18	22	1.10	28.0	1.93	49.0
6AB-4AB-4MP	G31135-0604	7208-11065	3/8	1/4	1/4 – 18	18	0.96	24.5	1.97	50.0
6AB-6AB-4MP	G31134-0604	7208-11015	3/8	3/8	1/4 – 18	18	0.96	24.5	2.17	55.0
6AB-6AB-6MP	G31134-0606	7208-11025	3/8	3/8	3/8 – 18	22	1.10	28.0	2.28	58.0
8AB-6AB-8MP	G31135-0806	7208-11075	1/2	3/8	1/2 – 14	22	1.22	31.0	2.48	63.0
8AB-8AB-4MP	G31134-0804	7208-11035	1/2	1/2	1/4 – 18	22	1.14	29.0	2.44	62.0
8AB-8AB-6MP	G31134-0806	7208-11045	1/2	1/2	3/8 – 18	22	1.14	29.0	2.60	66.0
8AB-8AB-8MP	G31134-0808	7208-11055	1/2	1/2	1/2 – 14	24	1.42	36.0	2.68	68.0
10AB-8AB-8MP	G31136-1008	7208-11085	5/8	1/2	1/2 – 14	30	1.46	37.0	2.78	70.5

Air Brake to Male Pipe – Tee – 90°



Descr	#		Ø		🌀	H2	T		L	
			A1	A2		mm	"	mm	"	mm
6AB-6AB-6MP90	G31138-0606	7208-11095	3/8	3/8	3/8 – 18	22	1.34	34.0	1.18	30.0
8AB-8AB-6MP90	G31138-0806	7208-11105	1/2	1/2	3/8 – 18	20	1.34	34.0	1.30	33.0

Male Pipe Swivel to Air Brake – Tee



Descr	#		Ø		🌀	H2	T		L	
			A1	A2		mm	"	mm	"	mm
2MPX-4AB-4AB	G31140-0204	7208-11115	1/4	1/4	1/8 – 27	11	0.83	21.2	1.75	44.4
4MPX-4AB-4AB	G31140-0404	7208-11125	1/4	1/4	1/4 – 18	14	0.83	21.2	1.95	49.6
4MPX-6AB-6AB	G31140-0406	7208-11135	3/8	3/8	1/4 – 18	19	1.07	27.3	2.36	60.0
6MPX-6AB-6AB	G31140-0606	7208-11145	3/8	3/8	3/8 – 18	19	1.07	27.3	2.32	58.9
6MPX-8AB-8AB	G31140-0608	7208-11155	1/2	1/2	3/8 – 18	22	1.27	32.3	2.69	68.4
8MPX-8AB-8AB	G31140-0808	7208-11165	1/2	1/2	1/2 – 14	22	1.27	32.3	2.89	73.4

EQUIPMENT

HOSE/CPLG.
SELECTION

TECH. DATA

EXT. &
VERY HIGH
PRESS. HOSE

GS CPLGS.

PCM CPLGS.

PCS CPLGS.

HIGH & MED.
PRESS. HOSEMEGACRIMP®
CPLGS.

PC CPLGS.

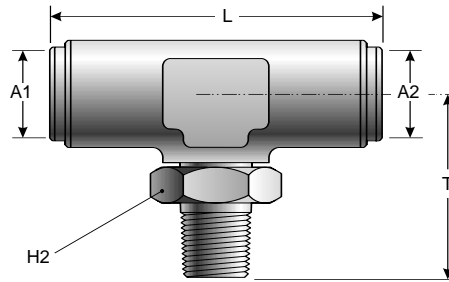
FIELD
ATTACHABLE
CPLGS.AIR BRAKE
HOSE &
CPLGS.MEGATECH®
C5
HOSE &
CPLGS.LOW PRESS.
HOSE &
CPLGS.C14 HOSE
& CPLGS.POLARSEAL®
HOSE &
CPLGS.PWR. STG.
HOSE &
CPLGS.THERMO-
PLASTIC
HOSE &
CPLGS.

ADAPTERS

QUICK
DISCONNECT
CPLGS.ACCESSORIES
& ASSORT-
MENTSPART NUMBER
INDEXES

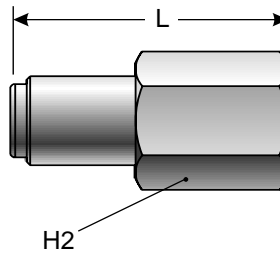
SureLok™ Air Brake Couplings – G31 Series

Air Brake to Male Pipe Swivel – Tee



Descr	#		Ø		🌀	H2	T		L	
			A1 "	A2 "		mm	"	mm	"	mm
3AB-3AB-2MPX	G31142-0302	7208-11175	3/16	3/16	1/8 – 27	11.0	0.89	22.6	1.57	39.9
4AB-4AB-2MPX	G31142-0402	7208-11185	1/4	1/4	1/8 – 27	11.0	0.91	23.2	1.67	42.4
4AB-4AB-4MPX	G31142-0404	7208-11195	1/4	1/4	1/4 – 18	14.0	1.12	28.4	1.67	42.4
6AB-6AB-2MPX	G31142-0602	7208-11205	3/8	3/8	1/8 – 27	14.0	1.09	27.7	1.92	48.8
6AB-6AB-4MPX	G31142-0604	7208-11215	3/8	3/8	1/4 – 18	19.0	1.29	32.7	2.17	55.0
6AB-6AB-6MPX	G31142-0606	7208-11225	3/8	3/8	3/8 – 18	19.0	1.24	31.6	2.17	55.0
8AB-8AB-4MPX	G31142-0804	7208-11235	1/2	1/2	1/4 – 18	22.0	1.39	35.2	2.56	65.0
8AB-8AB-6MPX	G31142-0806	7208-11245	1/2	1/2	3/8 – 18	22.0	1.42	36.1	2.56	65.0
8AB-8AB-8MPX	G31142-0808	7208-11255	1/2	1/2	1/2 – 14	22.00	1.62	41.1	2.56	65.0

Air Brake to Female Pipe



Descr	#		Ø	🌀	H2	L	
			"		"	"	mm
25AB-2FP	G31150-2502	7208-11325	5/32	1/8 – 27	9/16	1.18	30.0
4AB-2FP	G31150-0402	7208-11265	1/4	1/8 – 27	9/16	1.31	33.3
4AB-4FP	G31150-0404	7208-11275	1/4	1/4 – 18	11/16	1.59	40.3
6AB-4FP	G31150-0604	7208-11285	3/8	1/4 – 18	11/16	1.74	44.3
6AB-6FP	G31150-0606	7208-11295	3/8	3/8 – 18	7/8	1.78	45.3
8AB-6FP	G31150-0806	7208-11305	1/2	3/8 – 18	7/8	1.97	50.0
8AB-8FP	G31150-0808	7208-11315	1/2	1/2 – 14	11/16	2.11	53.5

EQUIPMENT

HOSE/CPLG. SELECTION

TECH. DATA

EXT. & VERY HIGH PRESS. HOSE

GS CPLGS.

PCM CPLGS.

PCS CPLGS.

HIGH & MED. PRESS. HOSE

MEGACRIMP® CPLGS.

PC CPLGS.

FIELD ATTACHABLE CPLGS.

AIR BRAKE HOSE & CPLGS.

MEGATECH® C5 HOSE & CPLGS.

LOW PRESS. HOSE & CPLGS.

C14 HOSE & CPLGS.

POLARSEAL® HOSE & CPLGS.

PWR. STG. HOSE & CPLGS.

THERMO-PLASTIC HOSE & CPLGS.

ADAPTERS

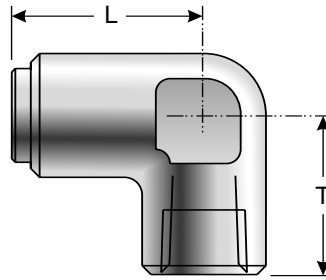
QUICK DISCONNECT CPLGS.

ACCESSORIES & ASSORTMENTS

PART NUMBER INDEXES

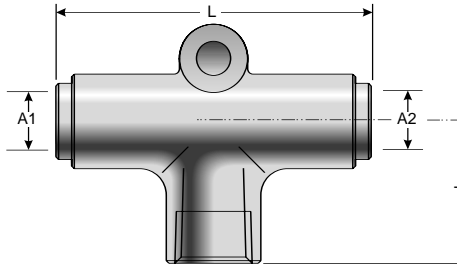


Air Brake to Female Pipe – 90°



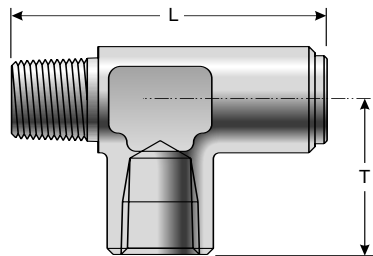
Descr	#		Ø		H1	T		L	
			"	mm		"	mm	"	mm
3AB-2FP90	G31154-0302	7208-11335	3/16	1/8 – 27	14	0.71	18.0	0.87	22.0
4AB-2FP90	G31154-0402	7208-11345	1/4	1/8 – 27	14	0.71	18.0	0.94	24.0
4AB-4FP90	G31154-0404	7208-11355	1/4	1/4 – 18	18	0.79	20.0	1.08	27.5
4AB-6FP90	G31154-0406	7208-11365	1/4	3/8 – 18	18	0.79	20.0	1.08	27.5
6AB-2FP90	G31154-0602	7208-11375	3/8	1/8 – 27	13	0.79	20.0	1.31	33.3
6AB-6FP90	G31154-0606	7208-11385	3/8	3/8 – 18	22	0.79	20.0	1.31	33.3
8AB-8FP90	G31154-0808	7208-11395	1/2	1/2 – 14	16	0.94	24.0	1.16	29.5

Air Brake to Female Pipe – Tee – with Bracket



Descr	#		Ø		H1	T		L	
			A1 "	A2 "		"	mm	"	mm
6AB-6AB-4FP	G31160-0604	7208-11405	3/8	3/8	1/4 – 18	1.06	27.0	2.34	59.4

Male Pipe to Air Brake to Female Pipe – Tee



Descr	#		Ø		H1	T		L		
			"	MP		FP	mm	"	mm	"
4MP-6AB-4FP	G31167-0406	7208-11415	1/4	1/4 – 18	1/4 – 18	18	0.96	24.4	2.05	52.0
4MP-8AB-4FP	G31167-0408	7208-11435	1/2	1/4 – 18	1/4 – 18	22	1.14	29.0	1.97	50.0
6MP-8AB-4FP	G31167-0608	7208-11445	1/2	3/8 – 18	1/4 – 18	22	1.14	29.0	2.05	52.1
8MP-8AB-2FP	G31167-0808	7208-11425	1/2	1/2 – 14	1/8 – 27	24	0.96	24.4	2.40	61.0

EQUIPMENT

HOSE/CPLG. SELECTION

TECH. DATA

EXT. & VERY HIGH PRESS. HOSE

GS CPLGS.

PCM CPLGS.

PCS CPLGS.

HIGH & MED. PRESS. HOSE

MEGACRIMP® CPLGS.

PC CPLGS.

FIELD ATTACHABLE CPLGS.

AIR BRAKE HOSE & CPLGS.

MEGATECH® C5 HOSE & CPLGS.

LOW PRESS. HOSE & CPLGS.

C14 HOSE & CPLGS.

POLARSEAL® HOSE & CPLGS.

PWR. STG. HOSE & CPLGS.

THERMO-PLASTIC HOSE & CPLGS.

ADAPTERS

QUICK DISCONNECT CPLGS.

ACCESSORIES & ASSORTMENTS

PART NUMBER INDEXES



SureLok™ Air Brake Couplings – G31 Series

EQUIPMENT

HOSE/CPLG. SELECTION

TECH. DATA

EXT. & VERY HIGH PRESS. HOSE

GS CPLGS.

PCM CPLGS.

PCS CPLGS.

HIGH & MED. PRESS. HOSE

MEGACRIMP® CPLGS.

PC CPLGS.

FIELD ATTACHABLE CPLGS.

AIR BRAKE HOSE & CPLGS.

MEGATECH® C5 HOSE & CPLGS.

LOW PRESS. HOSE & CPLGS.

C14 HOSE & CPLGS.

POLARSEAL® HOSE & CPLGS.

PWR. STG. HOSE & CPLGS.

THERMO-PLASTIC HOSE & CPLGS.

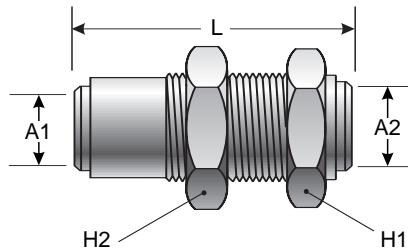
ADAPTERS

QUICK DISCONNECT CPLGS.

ACCESSORIES & ASSORT-MENTS

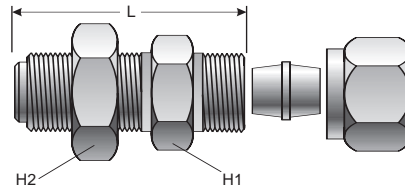
PART NUMBER INDEXES

Air Brake Bulkhead



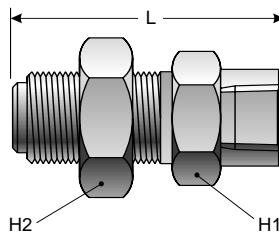
Descr	#		Ø		H1	H2	L	
			A1	A2	"	"	"	mm
4AB-4AB-BKHD	G31300-0404	7208-11455	1/4	1/4	15/16	15/16	1.41	35.9
6AB-6AB-BKHD	G31300-0606	7208-11465	3/8	3/8	1-1/8	1-1/8	1.75	44.5
8AB-6AB-BKHD	G31300-0806	7208-11475	1/2	3/8	1-1/8	1-1/8	1.89	48.0
8AB-8AB-BKHD	G31300-0808	7208-11485	1/2	1/2	1-5/16	1-5/16	2.02	51.4
10AB-10AB-BKHD	G31300-1010	7208-11495	5/8	5/8	1-1/2	1-1/2	2.34	59.5

Air Brake to Male Flareless Assembly Bulkhead



Descr	#		Ø	W	H1	H2	L	
			"		"	"	mm	
4AB-4MFA-BKHD	G31350-0404	7208-11505	1/4	7/16 – 20	11/16	15/16	0.50	12.7
6AB-6MFA-BKHD	G31350-0606	7208-11515	3/8	5/8 – 18	7/8	1-1/8	0.68	17.3

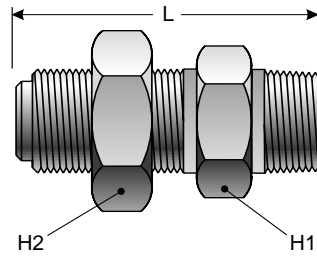
Air Brake to Female Pipe Bulkhead



Descr	#		Ø	W	H1	H2	L	
			"		mm	"	"	mm
4AB-2FP-BKHD	G31360-0402	7208-11525	1/4	1/8 – 27	22	15/16	1.32	33.5
4AB-4FP-BKHD	G31360-0404	7208-11535	1/4	1/4 – 18	22	15/16	1.59	40.5
6AB-4FP-BKHD	G31360-0604	7208-11545	3/8	1/4 – 18	24	1-1/8	2.20	56.0
6AB-6FP-BKHD	G31360-0606	7208-11555	3/8	3/8 – 18	24	1-1/8	2.20	56.0
6AB-8FP-BKHD	G31360-0608	7208-11565	3/8	1/2 – 14	27	1-1/8	2.40	61.0
8AB-6FP-BKHD	G31360-0806	7208-11575	1/2	3/8 – 18	27	1-5/16	1.89	48.0
8AB-8FP-BKHD	G31360-0808	7208-11585	1/2	1/2 – 14	27	1-5/16	2.64	67.0

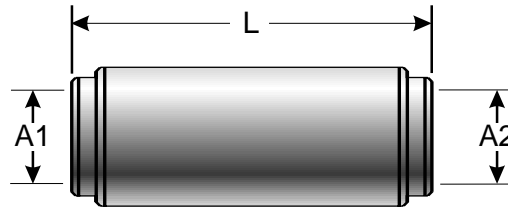


Air Brake to Glad Hand Bulkhead



Descr	#		Ø		L		
			"	"	"	"	mm
8AB-8GH-BKHD	G31377-0808	7208-11595	1/2	1 1/16	1-5/16	2.64	67.0

Air Brake Union



Descr	#		Ø		L	
			A1 "	A2 "	"	mm
2AB-2AB	G31400-0202	7208-11605	1/8	1/8	1.15	29.3
25AB-25AB	G31400-2525	7208-11695	5/32	5/32	1.18	30.0
3AB-3AB	G31400-0303	7208-11615	3/16	3/16	1.36	34.6
4AB-4AB	G31400-0404	7208-11625	1/4	1/4	1.40	35.6
6AB-4AB	G31400-0604	7208-11635	3/8	1/4	1.71	43.5
6AB-6AB	G31400-0606	7208-11645	3/8	3/8	1.74	44.1
8AB-6AB	G31400-0806	7208-11655	1/2	3/8	1.91	48.5
8AB-8AB	G31400-0808	7208-11665	1/2	1/2	2.01	51.1
10AB-10AB	G31400-1010	7208-11675	5/8	5/8	2.42	61.5
12AB-12AB	G31400-1212	7208-11685	3/4	3/4	2.48	63.0

EQUIPMENT

HOSE/CPLG. SELECTION

TECH. DATA

EXT. & VERY HIGH PRESS. HOSE

GS CPLGS.

PCM CPLGS.

PCS CPLGS.

HIGH & MED. PRESS. HOSE

MEGACRIMP® CPLGS.

PC CPLGS.

FIELD ATTACHABLE CPLGS.

AIR BRAKE HOSE & CPLGS.

MEGATECH® C5 HOSE & CPLGS.

LOW PRESS. HOSE & CPLGS.

C14 HOSE & CPLGS.

POLARSEAL® HOSE & CPLGS.

PWR. STG. HOSE & CPLGS.

THERMO-PLASTIC HOSE & CPLGS.

ADAPTERS

QUICK DISCONNECT CPLGS.

ACCESSORIES & ASSORTMENTS

PART NUMBER INDEXES



SureLok™ Air Brake Couplings – G31 Series

EQUIPMENT

HOSE/CPLG. SELECTION

TECH. DATA

EXT. & VERY HIGH PRESS. HOSE

GS CPLGS.

PCM CPLGS.

PCS CPLGS.

HIGH & MED. PRESS. HOSE

MEGACRIMP® CPLGS.

PC CPLGS.

FIELD ATTACHABLE CPLGS.

AIR BRAKE HOSE & CPLGS.

MEGATECH® C5 HOSE & CPLGS.

LOW PRESS. HOSE & CPLGS.

C14 HOSE & CPLGS.

POLARSEAL® HOSE & CPLGS.

PWR. STG. HOSE & CPLGS.

THERMO-PLASTIC HOSE & CPLGS.

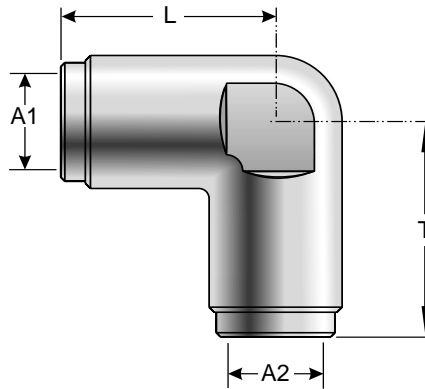
ADAPTERS

QUICK DISCONNECT CPLGS.

ACCESSORIES & ASSORT-MENTS

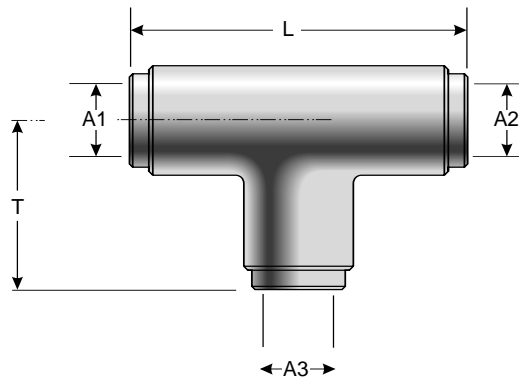
PART NUMBER INDEXES

Air Brake Union – 90°



Descr	#		Ø		T		L	
			A1 "	A2 "	"	mm	"	mm
4AB-4AB90	G31404-0404	7208-11705	1/4	1/4	0.83	21.0	0.83	21.0
6AB-6AB90	G31404-0606	7208-11715	3/8	3/8	1.07	27.1	1.07	27.1
8AB-8AB90	G31404-0808	7208-11725	1/2	1/2	1.26	32.1	1.26	32.1
10AB-10AB90	G31404-1010	7208-11735	5/8	5/8	1.48	37.5	1.61	41.0

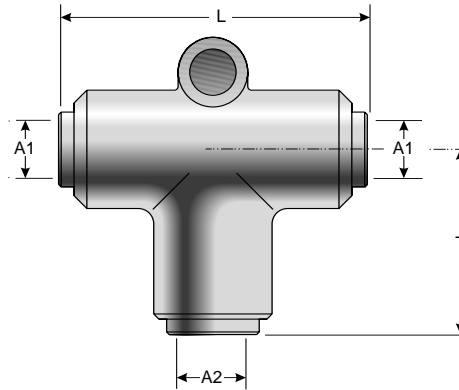
Air Brake Union – Tee



Descr	#		Ø			T		L	
			A1 "	A2 "	A3 "	"	mm	"	mm
2AB-2AB-2AB	G31450-0202	7208-11745	1/8	1/8	1/8	0.63	15.9	1.26	32.0
3AB-3AB-3AB	G31450-0303	7208-11755	3/16	3/16	3/16	0.72	19.6	1.44	34.0
4AB-4AB-4AB	G31450-0404	7208-11765	1/4	1/4	1/4	0.83	21.0	1.65	42.0
4AB-4AB-6AB	G31451-0406	7208-11815	1/4	1/4	3/8	1.08	27.5	1.85	47.0
6AB-4AB-4AB	G31452-0604	7208-11875	3/8	1/4	1/4	0.93	23.5	2.01	51.0
6AB-6AB-4AB	G31451-0604	7208-11825	3/8	3/8	1/4	0.93	23.5	2.17	55.0
6AB-6AB-6AB	G31450-0606	7208-11775	3/8	3/8	3/8	1.07	27.1	2.13	54.2
6AB-6AB-8AB	G31451-0608	7208-11835	3/8	3/8	1/2	1.28	32.5	2.36	60.0
8AB-6AB-6AB	G31452-0806	7208-11885	1/2	3/8	3/8	1.18	30.0	2.46	62.5
8AB-8AB-4AB	G31451-0804	7208-11845	1/2	1/2	1/4	0.98	25.0	2.52	64.0
8AB-8AB-6AB	G31451-0806	7208-11855	1/2	1/2	3/8	1.22	31.0	2.44	62.0
8AB-8AB-8AB	G31450-0808	7208-11785	1/2	1/2	1/2	1.26	32.1	2.53	64.2
10AB-8AB-10AB	G31451-1008	7208-11865	5/8	1/2	5/8	1.56	39.5	3.01	76.5
10AB-10AB-10AB	G31450-1010	7208-11795	5/8	5/8	5/8	1.54	39.0	3.07	78.0
12AB-12AB-12AB	G31450-1212	7208-11805	3/4	3/4	3/4	1.56	39.5	3.12	79.0

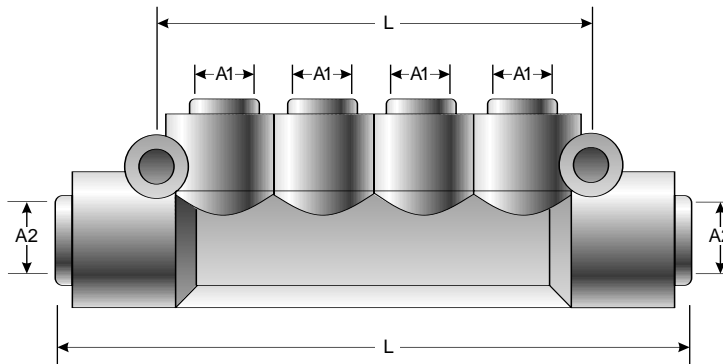


Air Brake Union – Tee – with Mounting Hole



Descr	#		Ø		T		L	
			A1 "	A2 "	"	mm	"	mm
6AB-6AB-8ABMH	G31453-0608	7208-11895	3/8	1/2	1.42	36.0	2.36	60.0

6-Port Manifold



Descr	#		Ø		D		L	
			A1 "	A2 "	"	mm	"	mm
6AB-4MANIFOLD	G31970-0604	7208-11905	1/4	3/8	2.76	70.1	4.10	104.1

EQUIPMENT

HOSE/CPLG. SELECTION

TECH. DATA

EXT. & VERY HIGH PRESS. HOSE

GS CPLGS.

PCM CPLGS.

PCS CPLGS.

HIGH & MED. PRESS. HOSE

MEGACRIMP® CPLGS.

PC CPLGS.

FIELD ATTACHABLE CPLGS.

AIR BRAKE HOSE & CPLGS.

MEGATECH® C5 HOSE & CPLGS.

LOW PRESS. HOSE & CPLGS.

C14 HOSE & CPLGS.

POLARSEAL® HOSE & CPLGS.

PWR. STG. HOSE & CPLGS.

THERMO-PLASTIC HOSE & CPLGS.

ADAPTERS

QUICK DISCONNECT CPLGS.

ACCESSORIES & ASSORTMENTS

PART NUMBER INDEXES



Compression G32 Series Couplings

Recommended For: Compressed air as a connector on all air brake systems at locations other than between chassis frame and axle or between towed and towing vehicle. Also as a connector on all air operated systems as applicable to suspension, steering, engine, transmission and auxiliary mechanisms. Fittings and tubing comply to Department of Transportation Federal Motor Vehicle Safety Standard DOT FMVSS571.106. (Mandatory requirements for inch tube fittings in U.S.A.) Society for Automotive Engineers (SAEJ246) and (SAE) J1131 (inch tube and fittings).

Maximum Working Pressure: 0 to 150 psi (0 to 10 bar)

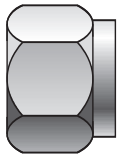
Working Temperature: -40°F to +200°F (-40°C to +100°C)

Materials: Brass, Grade CA 380

Tubing: SAE J844 or DIN 74324

Component Functions

Gates compression coupling has four parts:



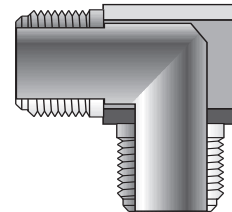
Nut



Tube Sleeve



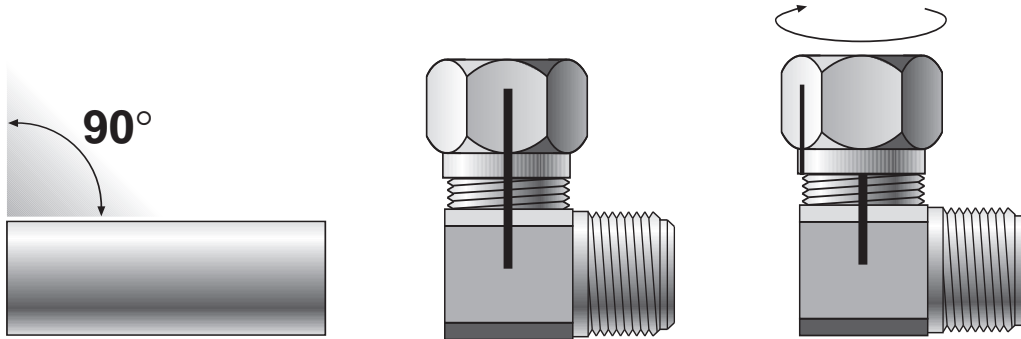
Tube Support Insert



Coupling

Installation Assembly Instructions

Tube Connection / Disconnection



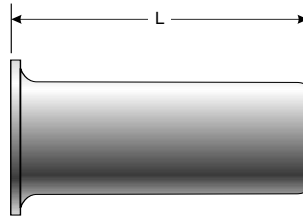
1. Cut tube squarely with Gates Tubing Cutter Part No. 78015, Product No. 7208-40105.
2. Slide nut and sleeve onto tube.
3. Insert tube into fitting until it bottoms on seat.
4. Hand tighten nut onto fitting, mark nut and fitting as indicated.
5. With a wrench, tighten the appropriate turns as shown below.

Tube Size	Number of Full Turns from Hand Tight
1/4"	3
3/8", 1/2", 5/8"	4
3/4"	3-1/2



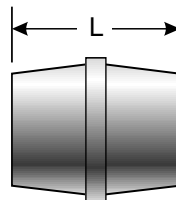
Compression G32 Series Couplings

Tube Support Insert



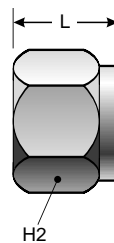
Descr	#		L		
			Ø	"	mm
4TSI-ABC	G32040-0004	7208-20015	1/4	0.53	13.5
6TSI-ABC	G32040-0006	7208-20025	3/8	0.64	16.3
8TSI-ABC	G32040-0008	7208-20035	1/2	0.81	20.6
10TSI-ABC	G32040-0010	7208-20045	5/8	0.86	21.8
12TSI-ABC	G32040-0012	7208-20055	3/4	1.04	26.4

Tube Sleeve



Descr	#		L		
			Ø	"	mm
4TS-ABC	G32050-0004	7208-20065	1/4	0.30	7.6
6TS-ABC	G32050-0006	7208-20075	3/8	0.39	9.9
8TS-ABC	G32050-0008	7208-20085	1/2	0.43	10.9
10TS-ABC	G32050-0010	7208-20095	5/8	0.49	12.4
12TS-ABC	G32050-0012	7208-20105	3/4	0.54	13.7

Tube Sleeve Nut



Descr	#		L			
			Ø	H2	"	mm
4TSN-ABC	G32060-0004	7208-20115	1/4	9/16	0.45	11.4
6TSN-ABC	G32060-0006	7208-20125	3/8	5/8	0.63	16.0
8TSN-ABC	G32060-0008	7208-20135	1/2	13/16	0.72	18.3
10TSN-ABC	G32060-0010	7208-20145	5/8	15/16	0.77	19.6
12TSN-ABC	G32060-0012	7208-20155	3/4	1 1/8	0.81	20.6

EQUIPMENT

HOSE/CPLG.
SELECTION

TECH. DATA

EXT. &
VERY HIGH
PRESS. HOSE

GS CPLGS.

PCM CPLGS.

PCS CPLGS.

HIGH & MED.
PRESS. HOSEMEGACRIMP®
CPLGS.

PC CPLGS.

FIELD
ATTACHABLE
CPLGS.AIR BRAKE
HOSE &
CPLGS.MEGATECH®
C5
HOSE &
CPLGS.LOW PRESS.
HOSE &
CPLGS.C14 HOSE
& CPLGS.POLARSEAL®
HOSE &
CPLGS.PWR. STG.
HOSE &
CPLGS.THERMO-
PLASTIC
HOSE &
CPLGS.

ADAPTERS

QUICK
DISCONNECT
CPLGS.ACCESSORIES
& ASSORT-
MENTSPART NUMBER
INDEXES

Compression Air Brake Couplings – G32 Series

EQUIPMENT

HOSE/CPLG. SELECTION

TECH. DATA

EXT. & VERY HIGH PRESS. HOSE

GS CPLGS.

PCM CPLGS.

PCS CPLGS.

HIGH & MED. PRESS. HOSE

MEGACRIMP® CPLGS.

PC CPLGS.

FIELD ATTACHABLE CPLGS.

AIR BRAKE HOSE & CPLGS.

MEGATECH® C5 HOSE & CPLGS.

LOW PRESS. HOSE & CPLGS.

C14 HOSE & CPLGS.

POLARSEAL® HOSE & CPLGS.

PWR. STG. HOSE & CPLGS.

THERMO-PLASTIC HOSE & CPLGS.

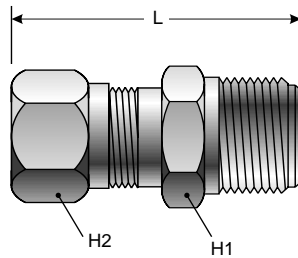
ADAPTERS

QUICK DISCONNECT CPLGS.

ACCESSORIES & ASSORTMENTS

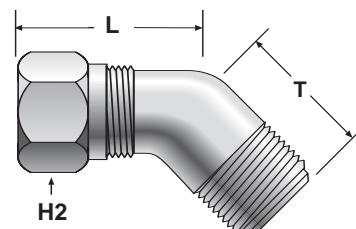
PART NUMBER INDEXES

Air Brake to Male Pipe



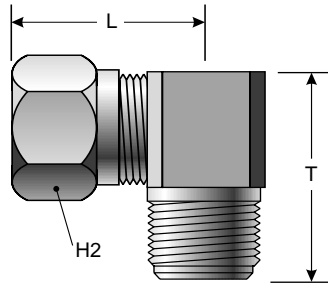
Descr	#		Ø	Thread	H1	H2	L	
			"		"	"	mm	
4ABC-2MP	G32100-0402	7208-20165	1/4	1/8 - 27	7/16	9/16	1.22	31.0
4ABC-4MP	G32100-0404	7208-20175	1/4	1/4 - 18	9/16	9/16	1.43	36.3
4ABC-6MP	G32100-0406	7208-20185	1/4	3/8 - 18	11/16	9/16	1.47	37.3
6ABC-2MP	G32100-0602	7208-20195	3/8	1/8 - 27	9/16	5/8	1.49	37.8
6ABC-4MP	G32100-0604	7208-20205	3/8	1/4 - 18	9/16	5/8	1.67	42.4
6ABC-6MP	G32100-0606	7208-20215	3/8	3/8 - 18	11/16	5/8	1.70	43.2
6ABC-8MP	G32100-0608	7208-20225	3/8	1/2 - 14	7/8	5/8	1.89	48.0
8ABC-4MP	G32100-0804	7208-20235	1/2	1/4 - 18	11/16	13/16	1.85	47.0
8ABC-6MP	G32100-0806	7208-20245	1/2	3/8 - 18	11/16	13/16	1.85	47.0
8ABC-8MP	G32100-0808	7208-20255	1/2	1/2 - 14	7/8	13/16	2.04	51.8
10ABC-6MP	G32100-1006	7208-20265	5/8	3/8 - 18	13/16	15/16	1.88	47.8
10ABC-8MP	G32100-1008	7208-20275	5/8	1/2 - 14	7/8	15/16	2.10	53.3
12ABC-8MP	G32100-1208	7208-20285	3/4	1/2 - 14	1	1 1/8	2.19	55.6
12ABC-12MP	G32100-1212	7208-20295	3/4	3/4 - 14	1 1/16	1 1/8	2.22	56.4

Air Brake to Male Pipe – 45°



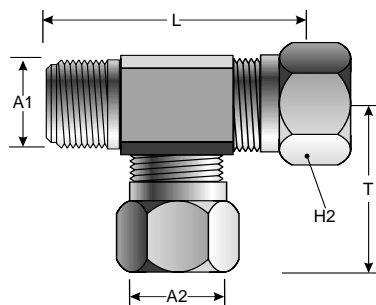
Descr	#		Ø	Thread	H2	T		L	
			"		"	mm	"	mm	
4ABC-2MP45	G32102-0402	7208-20305	1/4	1/8 - 27	9/16	0.63	16.0	1.44	36.6
4ABC-4MP45	G32102-0404	7208-21005	1/4	1/4 - 18	9/16	0.63	16.0	1.44	36.6
6ABC-2MP45	G32102-0602	7208-21015	3/8	1/8 - 27	5/8	0.71	18.0	1.83	46.5
6ABC-4MP45	G32102-0604	7208-20315	3/8	1/4 - 18	5/8	0.85	21.6	2.02	51.3
6ABC-6MP45	G32102-0606	7208-20325	3/8	3/8 - 18	5/8	0.94	23.9	2.15	54.6
6ABC-8MP45	G32102-0608	7208-21025	3/8	1/2 - 14	5/8	0.94	23.9	2.20	55.9
8ABC-6MP45	G32102-0806	7208-20335	1/2	3/8 - 18	13/16	0.94	23.9	2.30	58.4
8ABC-8MP45	G32102-0808	7208-20345	1/2	1/2 - 14	13/16	1.16	29.5	2.55	64.8
10ABC-8MP45	G32102-1008	7208-20355	5/8	1/2 - 14	15/16	1.16	29.5	2.58	65.5

Air Brake to Male Pipe – 90°



Descr	#		Ø		Threads	H2	T		L	
			"	mm			"	mm	"	mm
4ABC-2MP90	G32104-0402	7208-20365	1/4		1/8 – 27	9/16	0.66	16.8	0.95	24.1
4ABC-4MP90	G32104-0404	7208-20375	1/4		1/4 – 18	9/16	0.87	22.1	1.00	25.4
4ABC-6MP90	G32104-0406	7208-20385	1/4		3/8 – 18	9/16	0.86	21.8	1.16	29.5
6ABC-2MP90	G32104-0602	7208-20395	3/8		1/8 – 27	5/8	0.75	19.1	1.19	30.2
6ABC-4MP90	G32104-0604	7208-20405	3/8		1/4 – 18	5/8	0.92	23.4	1.25	31.8
6ABC-6MP90	G32104-0606	7208-20415	3/8		3/8 – 18	5/8	0.91	23.1	1.30	33.0
6ABC-8MP90	G32104-0608	7208-20425	3/8		1/2 – 14	5/8	1.10	27.9	1.40	35.6
8ABC-4MP90	G32104-0804	7208-20435	1/2		1/4 – 18	13/16	0.99	25.1	1.38	35.1
8ABC-6MP90	G32104-0806	7208-20445	1/2		3/8 – 18	13/16	0.99	25.1	1.44	36.6
8ABC-8MP90	G32104-0808	7208-20455	1/2		1/2 – 14	13/16	1.18	30.0	1.55	39.4
10ABC-6MP90	G32104-1006	7208-20465	5/8		3/8 – 18	15/16	1.05	26.7	1.49	37.8
10ABC-8MP90	G32104-1008	7208-20475	5/8		1/2 – 14	15/16	1.24	31.5	1.58	40.1
12ABC-8MP90	G32104-1208	7208-21035	3/4		3/4 – 14	1 1/8	1.32	33.5	1.70	43.2
12ABC-12MP90	G32104-1212	7208-20485	3/4		3/4 – 14	1 1/8	1.32	33.5	1.77	45.0

Male Pipe to Air Brake – Tee



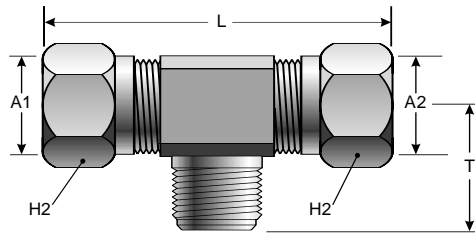
Descr	#		Ø		Threads	H2	T		L	
			A1 "	A2 "			"	mm	"	mm
2MP-4ABC-4ABC	G32130-0204	7208-20495	1/8	1/4	1/8 – 27	9/16	0.95	24.1	1.61	40.9
4MP-4ABC-4ABC	G32130-0404	7208-20505	1/4	1/4	1/4 – 18	9/16	1.00	25.4	1.87	47.5
4MP-6ABC-6ABC	G32130-0406	7208-20515	1/4	3/8	1/4 – 18	5/8	1.25	31.8	2.17	55.1
6MP-6ABC-6ABC	G32130-0606	7208-20525	3/8	3/8	3/8 – 18	5/8	1.30	33.0	2.21	56.1
6MP-8ABC-8ABC	G32130-0608	7208-20535	3/8	1/2	3/8 – 18	13/16	1.45	36.8	2.54	64.5
8MP-8ABC-8ABC	G32130-0808	7208-21045	1/2	1/2	3/8 – 18	13/16	1.45	36.8	2.63	66.8
8MP-10ABC-10ABC	G32130-0810	7208-20545	1/2	5/8	1/2 – 14	15/16	1.60	40.6	2.84	72.1



EQUIPMENT
HOSE/CPLG. SELECTION
TECH. DATA
EXT. & VERY HIGH PRESS. HOSE
GS CPLGS.
PCM CPLGS.
PCS CPLGS.
HIGH & MED. PRESS. HOSE
MEGACRIMP® CPLGS.
PC CPLGS.
FIELD ATTACHABLE CPLGS.
AIR BRAKE HOSE & CPLGS.
MEGATECH® C5 HOSE & CPLGS.
LOW PRESS. HOSE & CPLGS.
C14 HOSE & CPLGS.
POLARSEAL® HOSE & CPLGS.
PWR. STG. HOSE & CPLGS.
THERMO-PLASTIC HOSE & CPLGS.
ADAPTERS
QUICK DISCONNECT CPLGS.
ACCESSORIES & ASSORTMENTS
PART NUMBER INDEXES

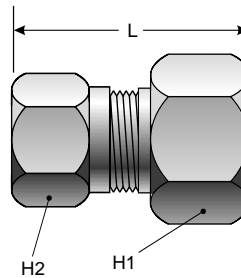
Compression Air Brake Couplings – G32 Series

Air Brake to Male Pipe - Tee



Descr	#		Ø		🌀	H2	T		L	
			A1 "	A2 "		"	"	mm	"	mm
4ABC-4ABC-2MP	G32134-0402	7208-20555	1/4	1/4	1/8 - 27	9/16	0.66	16.8	1.90	48.3
4ABC-4ABC-4MP	G32134-0404	7208-20565	1/4	1/4	1/4 - 18	9/16	0.87	22.1	2.00	50.8
6ABC-6ABC-2MP	G32134-0602	7208-20575	3/8	3/8	1/8 - 27	5/8	0.75	19.1	2.36	59.9
6ABC-6ABC-4MP	G32134-0604	7208-20585	3/8	3/8	1/4 - 18	5/8	0.92	23.4	2.50	63.5
6ABC-6ABC-6MP	G32134-0606	7208-20595	3/8	3/8	3/8 - 18	5/8	0.91	23.1	2.60	66.0
8ABC-8ABC-6MP	G32134-0806	7208-20605	1/2	1/2	3/8 - 18	13/16	0.99	25.1	2.90	73.7
8ABC-8ABC-8MP	G32134-0808	7208-20615	1/2	1/2	1/2 - 14	13/16	1.18	30.0	3.10	78.7
10ABC-10ABC-8MP	G32134-1008	7208-20625	5/8	5/8	1/2 - 14	15/16	1.24	31.5	3.20	81.3

Air Brake to Female Pipe

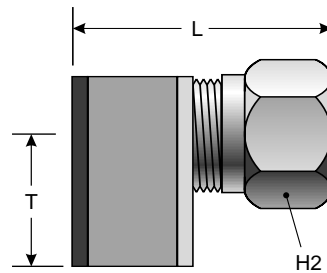


Descr	#		Ø		🌀	H1	H2	L	
			"	"		"	"	"	mm
4ABC-2FP	G32150-0402	7208-20635	1/4	1/8 - 27	9/16	9/16	1.17	29.7	
4ABC-4FP	G32150-0404	7208-20645	1/4	1/4 - 18	11/16	9/16	1.40	35.6	
6ABC-2FP	G32150-0602	7208-20655	3/8	1/8 - 27	9/16	5/8	1.46	37.1	
6ABC-4FP	G32150-0604	7208-20665	3/8	1/4 - 18	11/16	5/8	1.64	41.7	
6ABC-6FP	G32150-0606	7208-20675	3/8	3/8 - 18	7/8	5/8	1.64	41.7	
8ABC-6FP	G32150-0806	7208-20685	1/2	3/8 - 18	7/8	13/16	1.79	45.5	
8ABC-8FP	G32150-0808	7208-20695	1/2	1/2 - 14	1 1/16	13/16	1.96	49.8	
10ABC-6FP	G32150-1006	7208-20705	5/8	3/8 - 18	7/8	15/16	1.80	45.7	
10ABC-8FP	G32150-1008	7208-20715	5/8	1/2 - 14	1 1/16	15/16	1.99	50.5	
12ABC-8FP	G32150-1208	7208-21055	3/4	1/2 - 14	1 1/16	15/16	2.10	53.3	

Compression Air Brake Couplings – G32 Series

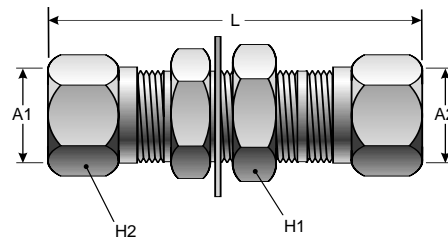


Air Brake to Female Pipe – 90°



Descr	#		⌀	🌀	H2	T		L	
					"	"	mm	"	mm
4ABC-2FP90	G32154-0402	7208-20725	1/4	1/8 – 27	9/16	0.52	13.2	1.02	25.9
4ABC-4FP90	G32154-0404	7208-20735	1/4	1/4 – 18	9/16	0.71	18.0	1.11	28.2
6ABC-2FP90	G32154-0602	7208-20745	3/8	1/8 – 27	5/8	0.59	15.0	1.29	32.8
6ABC-4FP90	G32154-0604	7208-20755	3/8	1/4 – 18	5/8	0.77	19.6	1.35	34.3
6ABC-6FP90	G32154-0606	7208-20765	3/8	3/8 – 18	5/8	0.77	19.6	1.39	35.3
8ABC-6FP90	G32154-0806	7208-20775	1/2	3/8 – 18	13/16	0.82	20.8	1.55	39.4
8ABC-8FP90	G32154-0808	7208-20785	1/2	1/2 – 14	13/16	1.01	25.7	1.65	41.9
10ABC-8FP90	G32154-1008	7208-20795	5/8	1/2 – 14	15/16	1.07	27.2	1.70	43.2

Air Brake Bulkhead



Descr	#		⌀		H1	H2	L	
			A1	A2	"	"	"	mm
4ABC-4ABC-BKHD	G32300-0404	7208-20805	1/4	1/4	9/16	9/16	2.04	51.8
6ABC-6ABC-BKHD	G32300-0606	7208-20815	3/8	3/8	11/16	3/4	2.54	64.5
8ABC-8ABC-BKHD	G32300-0808	7208-20825	1/2	1/2	13/16	1	2.92	74.2
10ABC-10ABC-BKHD	G32300-1010	7208-21065	5/8	5/8	15/16	1 1/16	3.04	77.2

- EQUIPMENT
- HOSE/CPLG. SELECTION
- TECH. DATA
- EXT. & VERY HIGH PRESS. HOSE
- GS CPLGS.
- PCM CPLGS.
- PCS CPLGS.
- HIGH & MED. PRESS. HOSE
- MEGACRIMP® CPLGS.
- PC CPLGS.
- FIELD ATTACHABLE CPLGS.
- AIR BRAKE HOSE & CPLGS.
- MEGATECH® C5 HOSE & CPLGS.
- LOW PRESS. HOSE & CPLGS.
- C14 HOSE & CPLGS.
- POLARSEAL® HOSE & CPLGS.
- PWR. STG. HOSE & CPLGS.
- THERMO-PLASTIC HOSE & CPLGS.
- ADAPTERS
- QUICK DISCONNECT CPLGS.
- ACCESSORIES & ASSORTMENTS
- PART NUMBER INDEXES

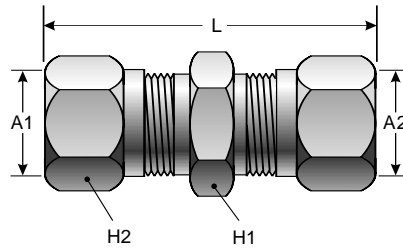


Compression Air Brake Couplings – G32 Series



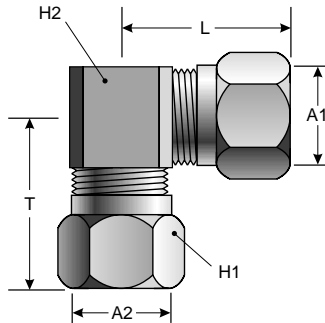
EQUIPMENT
HOSE/CPLG. SELECTION
TECH. DATA
EXT. & VERY HIGH PRESS. HOSE
GS CPLGS.
PCM CPLGS.
PCS CPLGS.
HIGH & MED. PRESS. HOSE
MEGACRIMP® CPLGS.
PC CPLGS.
FIELD ATTACHABLE CPLGS.
AIR BRAKE HOSE & CPLGS.
MEGATECH® C5 HOSE & CPLGS.
LOW PRESS. HOSE & CPLGS.
C14 HOSE & CPLGS.
POLARSEAL® HOSE & CPLGS.
PWR. STG. HOSE & CPLGS.
THERMO-PLASTIC HOSE & CPLGS.
ADAPTERS
QUICK DISCONNECT CPLGS.
ACCESSORIES & ASSORTMENTS
PART NUMBER INDEXES

Air Brake Union



Descr	#		Ø		H1	H2	L	
			A1 "	A2 "			"	mm
4ABC-4ABC	G32400-0404	7208-20835	1/4	1/4	7/16	9/16	1.49	37.8
6ABC-6ABC	G32400-0606	7208-20845	3/8	3/8	9/16	5/8	2.00	50.8
8ABC-8ABC	G32400-0808	7208-20855	1/2	1/2	11/16	13/16	2.33	59.2
10ABC-10ABC	G32400-1010	7208-20865	5/8	5/8	13/16	15/16	2.39	60.7
12ABC-12ABC	G32400-1212	7208-20875	3/4	3/4	1	1 1/8	2.60	66.0

Air Brake Union – 90°



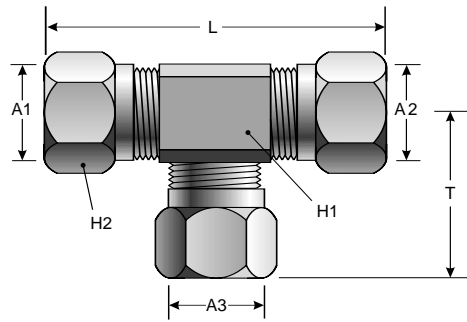
Descr	#		Ø		H1	H2	T	L		
			A1 "	A2 "				"	mm	"
4ABC-4ABC90	G32404-0404	7208-20885	1/4	1/4	7/16	9/16	1.00	25.4	0.95	24.1
6ABC-6ABC90	G32404-0606	7208-20895	3/8	3/8	9/16	5/8	1.25	31.8	1.25	31.8
8ABC-8ABC90	G32404-0808	7208-20905	1/2	1/2	11/16	13/16	1.45	36.8	1.45	36.8
10ABC-10ABC90	G32404-1010	7208-20915	5/8	5/8	13/16	15/16	1.58	40.1	1.58	40.1



Compression Air Brake Couplings – G32 Series

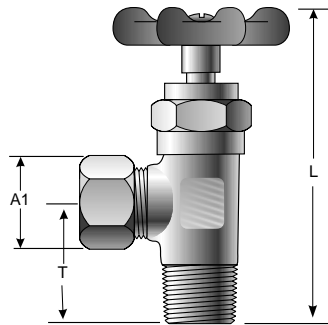


Air Brake Union – Tee



Descr	#		Ø			H1	H2	T		L	
			A1"	A2"	A3"	"	"	"	mm	"	mm
4ABC-4ABC-4ABC	G32450-0404	7208-20925	1/4	1/4	1/4	7/16	9/16	0.95	24.1	1.90	48.3
6ABC-6ABC-6ABC	G32450-0606	7208-20935	3/8	3/8	3/8	9/16	5/8	1.24	31.5	2.48	63.0
8ABC-8ABC-8ABC	G32450-0808	7208-20945	1/2	1/2	1/2	11/16	13/16	1.45	36.8	2.90	73.7
10ABC-10ABC-10ABC	G32450-1010	7208-20955	5/8	5/8	5/8	13/16	15/16	1.58	40.1	3.16	80.3

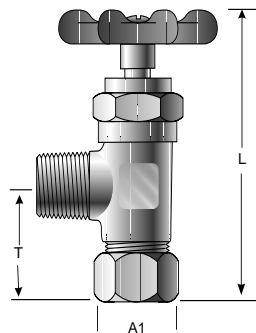
Air Brake to Male Pipe Truck Valve – 90°*



Descr	#		Ø	Spring	T		L	
			A1"		"	mm	"	mm
8ABC-8MP90-TV	G32601-0808	7208-40015	1/2	1/2 – 14	1.88	47.8	2.45	62.2

*200 psi working pressure

Male Pipe to Air Brake Truck Valve – 90°*



Descr	#		Ø	Spring	T		L	
			A1"		"	mm	"	mm
8MP-8ABC90-TV	G32602-0808	7208-40025	1/2	1/2 – 14	1.88	47.8	2.40	61.0

*200 psi working pressure

EQUIPMENT

HOSE/CPLG. SELECTION

TECH. DATA

EXT. & VERY HIGH PRESS. HOSE

GS CPLGS.

PCM CPLGS.

PCS CPLGS.

HIGH & MED. PRESS. HOSE

MEGACRIMP® CPLGS.

PC CPLGS.

FIELD ATTACHABLE CPLGS.

AIR BRAKE HOSE & CPLGS.

MEGATECH™ C5 HOSE & CPLGS.

LOW PRESS. HOSE & CPLGS.

C14 HOSE & CPLGS.

POLARSEAL® HOSE & CPLGS.

PWR. STG. HOSE & CPLGS.

THERMO-PLASTIC HOSE & CPLGS.

ADAPTERS

QUICK DISCONNECT CPLGS.

ACCESSORIES & ASSORTMENTS

PART NUMBER INDEXES



Air Brake Hose Assemblies



Recommended For: Factory crimped assemblies meet the rigorous demands of the fleet and heavy-duty market. Four-spiral construction meets SAE J1402 specifications. Complies with DOT FMVSS 106 requirements. Couplings meet SAE and DOT minimum pull-off requirements. High quality brass male pipe fitting on one end, female air brake swivel with male pipe adapter on the other end.

Construction: Superior EPDM rubber resists damaging effects of ozone and heat, plus harmful grease and oil common to air brake systems. Extremely flexible and kink resistant. Four-spiral construction.

Temperature Range: -40°F to +212°F (-40°C to +100°C).

3/8" ID Hose with 1/4" Fixed Male Pipe NPTF and 3/8" Female Air Brake Swivel with Adapter

Descr	#		Length	
			"	mm
6AB-4MP-6MPA-14	27242	7745-0314	14.00	355.6
6AB-4MP-6MPA-16	27243	7745-0315	16.00	406.4
6AB-4MP-6MPA-18	27244	7745-0316	18.00	457.2
6AB-4MP-6MPA-20	27245	7745-0317	20.00	508.0
6AB-4MP-6MPA-24	27246	7745-0318	24.00	609.6
6AB-4MP-6MPA-26	27247	7745-0319	26.00	660.4
6AB-4MP-6MPA-30	27248	7745-0320	30.00	762.0
6AB-4MP-6MPA-32	27249	7745-0321	32.00	812.8
6AB-4MP-6MPA-36	27250	7745-0322	36.00	914.4
6AB-4MP-6MPA-42	27251	7745-0323	42.00	1066.8
6AB-4MP-6MPA-48	27350	7745-0324	48.00	1219.2

3/8" ID Hose with 3/8" Fixed Male Pipe NPTF and 3/8" Female Air Brake Swivel with Adapter

Descr	#		Length	
			"	mm
6AB-6MP-6MPA-14	27261	7745-0261	14.00	355.6
6AB-6MP-6MPA-16	27262	7745-0262	16.00	406.4
6AB-6MP-6MPA-18	27263	7745-0263	18.00	457.2
6AB-6MP-6MPA-20	27264	7745-0264	20.00	508.0
6AB-6MP-6MPA-24	27266	7745-0266	24.00	609.6
6AB-6MP-6MPA-26	27267	7745-0267	26.00	660.4
6AB-6MP-6MPA-28	27268	7745-0268	28.00	711.2
6AB-6MP-6MPA-30	27269	7745-0269	30.00	762.0
6AB-6MP-6MPA-32	27270	7745-0270	32.00	812.8
6AB-6MP-6MPA-34	27271	7745-0271	34.00	863.6
6AB-6MP-6MPA-36	27272	7745-0272	36.00	914.4
6AB-6MP-6MPA-42	27275	7745-0275	42.00	1066.8
6AB-6MP-6MPA-45	27277	7745-0277	45.00	1143.0
6AB-6MP-6MPA-48	27279	7745-0279	48.00	1219.2
6AB-6MP-6MPA-60	27281	7745-0281	60.00	1524.0

EQUIPMENT

HOSE/CPLG. SELECTION

TECH. DATA

EXT. & VERY HIGH PRESS. HOSE

GS CPLGS.

PCM CPLGS.

PCS CPLGS.

HIGH & MED. PRESS. HOSE

MEGACRIMP® CPLGS.

PC CPLGS.

FIELD ATTACHABLE CPLGS.

AIR BRAKE HOSE & CPLGS.

MEGATECH® C5 HOSE & CPLGS.

LOW PRESS. HOSE & CPLGS.

C14 HOSE & CPLGS.

POLARSEAL® HOSE & CPLGS.

PWR. STG. HOSE & CPLGS.

THERMO-PLASTIC HOSE & CPLGS.

ADAPTERS

QUICK DISCONNECT CPLGS.

ACCESSORIES & ASSORTMENTS

PART NUMBER INDEXES

Air Brake Hose Assemblies



1/2" ID Hose with 3/8" Fixed Male Pipe NPTF and 3/8" Male Pipe NPTF Swivel with Adapter

Descr	#		Length	
			"	mm
8AB-6MP-6MPA-18	27252	7745-0300	18.00	457.2
8AB-6MP-6MPA-24	27253	7745-0301	20.00	508.0
8AB-6MP-6MPA-24	27254	7745-0302	24.00	609.6
8AB-6MP-6MPA-28	27255	7745-0303	28.00	711.2
8AB-6MP-6MPA-30	27256	7745-0304	30.00	762.0
8AB-6MP-6MPA-32	27257	7745-0305	32.00	812.8
8AB-6MP-6MPA-36	27258	7745-0306	36.00	914.4
8AB-6MP-6MPA-42	27259	7745-0307	42.00	1066.8
8AB-6MP-6MPA-48	27360	7745-0308	48.00	1219.2
8AB-6MP-6MPA-60	27361	7745-0309	60.00	1524.0
8AB-6MP-6MPA-72	27362	7745-0310	72.00	1828.8

1/2" ID Hose with 1/2" Fixed Male Pipe NPTF and 3/8" Male Pipe NPTF Swivel

Descr	#		Length	
			"	mm
8AB-8MP-6MPA-18	27286	7745-0286	18.00	457.2
8AB-8MP-6MPA-20	27287	7745-0287	20.00	508.0
8AB-8MP-6MPA-24	27289	7745-0289	24.00	609.6
8AB-8MP-6MPA-28	27291	7745-0291	28.00	711.2
8AB-8MP-6MPA-30	27292	7745-0292	30.00	762.0
8AB-8MP-6MPA-32	27293	7745-0293	32.00	812.8
8AB-8MP-6MPA-34	27294	7745-0294	34.00	863.6
8AB-8MP-6MPA-36	27295	7745-0295	36.00	914.4
8AB-8MP-6MPA-42	27297	7745-0297	42.00	1066.8

EQUIPMENT

HOSE/CPLG. SELECTION

TECH. DATA

EXT. & VERY HIGH PRESS. HOSE

GS CPLGS.

PCM CPLGS.

PCS CPLGS.

HIGH & MED. PRESS. HOSE

MEGACRIMP® CPLGS.

PC CPLGS.

FIELD ATTACHABLE CPLGS.

AIR BRAKE HOSE & CPLGS.

MEGATECH™ C5 HOSE & CPLGS.

LOW PRESS. HOSE & CPLGS.

C14 HOSE & CPLGS.

POLARSEAL® HOSE & CPLGS.

PWR. STG. HOSE & CPLGS.

THERMO-PLASTIC HOSE & CPLGS.

ADAPTERS

QUICK DISCONNECT CPLGS.

ACCESSORIES & ASSORTMENTS

PART NUMBER INDEXES



EQUIPMENT

HOSE/CPLG. SELECTION

TECH. DATA

EXT. & VERY HIGH PRESS. HOSE

GS CPLGS.

PCM CPLGS.

PCS CPLGS.

HIGH & MED. PRESS. HOSE

MEGACRIMP® CPLGS.

PC CPLGS.

FIELD ATTACHABLE CPLGS.

AIR BRAKE HOSE & CPLGS.

MEGATECH® C5 HOSE & CPLGS.

LOW PRESS. HOSE & CPLGS.

C14 HOSE & CPLGS.

POLARSEAL® HOSE & CPLGS.

PWR. STG. HOSE & CPLGS.

THERMO-PLASTIC HOSE & CPLGS.

ADAPTERS

QUICK DISCONNECT CPLGS.

ACCESSORIES & ASSORTMENTS

PART NUMBER INDEXES

Recommended For: Truck, bus, and mobile air brake systems. Can be used as flexible connector between frame and axle. Meets SAE J1402 specification. Complies with DOT FMVSS 106 requirements.

Construction: Superior EPDM rubber resists damaging effects of ozone and heat, plus harmful grease and oil common to air brake systems. Flexible and kink resistant. Four-spiral fiber construction.

Temperature Range: -40°F to +212°F (-40°C to +100°C).

Couplings: Gates G33 Series type air brake couplings, pages F27-43.



NOTE: Federal law requires registration with the Department of Transportation for anyone producing air brake hose assemblies with swaged or crimped fittings. See Engineering & Technical Data Section for compliance.

SPECIFICATIONS

Part No. (50' Length)	Part No. (Bulk Reel)	Hose I.D. (In.)	Hose O.D. (In.)	Working Pressure (psi)	Min. Burst Pressure (psi)	Bulk Reel Length (Ft.)
27240	28760	3/8	3/4	225	1,000	250
27241	28761	1/2	7/8	225	1,000	250

Heavy-Duty Green Stripe® Air Brake Hose

Recommended For: Truck, bus, and mobile air brake systems. Can be used as flexible connector between frame and axle. Exceeds SAE J1402 and Bendix specifications. Complies with DOT FMVSS 106 requirements.

Construction: Two braid reinforced construction. Smooth Nitrile and Neoprene cover construction is oil resistant.

Temperature Range: -40°F to +212°F (-40°C to +100°C).

Couplings: Gates G33 Series type air brake couplings, pages F27-43.



NOTE: Federal law requires registration with the Department of Transportation for anyone producing air brake hose assemblies with swaged or crimped fittings. See Engineering & Technical Data Section for compliance.

SPECIFICATIONS

Part No. (50' Length)	Part No. (Bulk Reel)*	Hose I.D. (In.)	Hose O.D. (In.)	Working Pressure (psi)	Min. Burst Pressure (psi)	Bulk Reel Length (Ft.)
27220	28304	3/8	3/4	225	1,000	250
27221	—	1/2	7/8	225	1,000	—

*Maximum 3 pieces, shortest length 50 feet or greater.

Green Stripe® Vacuum Brake Hose

Recommended For: Extra heavy-duty hose designed to fit most air brake systems on trucks, trailers and other heavy equipment. Exceeds SAE J1403, Type H requirements. Complies with DOT FMVSS 106VH requirements.

Construction: Wrapped hose construction with multiple plies of rubber-impregnated fabric. Resists collapsing or deforming even under high vacuum at elevated temperatures.

Temperature Range: -40°F to +257°F (-40°C to +125°C).

Couplings: Gates G33 Series type air brake couplings, pages F27-43.



SPECIFICATIONS

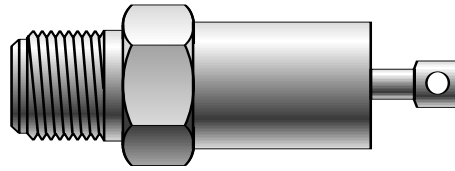
Part No. (50' Length)	Hose I.D. (In.)	Hose O.D. (In.)	Min. Burst Pressure (psi)	Vacuum (In. Hg)
27210	3/8	13/16	1,200	30
27211	1/2	15/16	1,000	30
27212	5/8	1-1/16	800	30
27213	3/4	1-3/16	800	30

* Hose stock specifications on page C7.



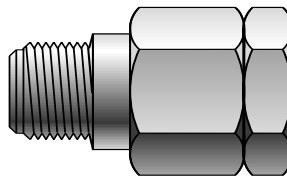
G33 Series Couplings for Rubber Hose

Air Tank Drain Valve



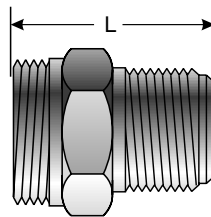
Descr	#		O	
			"	
4MP-ATDV	G33021-0004	7208-30015	1/4	1/4 – 18

One Way Check Valve



Descr	#		O	
			"	
6MP-CV	G33027-0006	7208-30025	3/8	3/8 – 18
8MP-CV	G33027-0008	7208-30035	1/2	1/2 – 14

Air Brake Adapter



Descr	#		O				L	
			"	mm	MAB	MP	"	mm
			6MAB-4MP	G33030-0604	7208-30045	3/8	9.5	3/4 – 20
6MAB-6MP	G33030-0606	7208-30055	3/8	9.5	3/4 – 20	3/8 – 18	1.12	28.4
8MAB-6MP	G33030-0806	7208-30065	1/2	12.7	7/8 – 20	3/8 – 18	1.18	30.0
8MAB-8MP	G33030-0808	7208-30075	1/2	12.7	7/8 – 20	1/2 – 14	1.37	34.8

EQUIPMENT

HOSE/CPLG. SELECTION

TECH. DATA

EXT. & VERY HIGH PRESS. HOSE

GS CPLGS.

PCM CPLGS.

PCS CPLGS.

HIGH & MED. PRESS. HOSE

MEGACRIMP® CPLGS.

PC CPLGS.

FIELD ATTACHABLE CPLGS.

AIR BRAKE HOSE & CPLGS.

MEGATECH™ C5 HOSE & CPLGS.

LOW PRESS. HOSE & CPLGS.

C14 HOSE & CPLGS.

POLARSEAL® HOSE & CPLGS.

PWR. STG. HOSE & CPLGS.

THERMO-PLASTIC HOSE & CPLGS.

ADAPTERS

QUICK DISCONNECT CPLGS.

ACCESSORIES & ASSORTMENTS

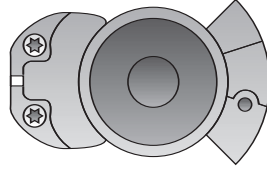
PART NUMBER INDEXES



Air Brake Couplings for Rubber Hose – G33 Series


EQUIPMENT
HOSE/CPLG. SELECTION
TECH. DATA
EXT. & VERY HIGH PRESS. HOSE
GS CPLGS.
PCM CPLGS.
PCS CPLGS.
HIGH & MED. PRESS. HOSE
MEGACRIMP® CPLGS.
PC CPLGS.
FIELD ATTACHABLE CPLGS.
AIR BRAKE HOSE & CPLGS.
MEGATECH® C5 HOSE & CPLGS.
LOW PRESS. HOSE & CPLGS.
C14 HOSE & CPLGS.
POLARSEAL® HOSE & CPLGS.
PWR. STG. HOSE & CPLGS.
THERMO-PLASTIC HOSE & CPLGS.
ADAPTERS
QUICK DISCONNECT CPLGS.
ACCESSORIES & ASSORTMENTS
PART NUMBER INDEXES

Gladhands



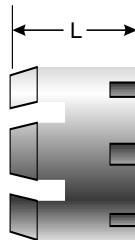
Descr	#		Type
8GH-S	G33031-0508	7208-30085	Service
8GH-U	G33031-0608	7208-30095	Universal
8GH-E	G33031-0708	7208-30105	Emergency

Gladhand Seal



Descr	#	
6GHSEAL	G33032-0006	7208-30115

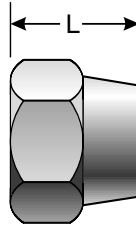
Tube Sleeve




Descr	#		⊕		L	
			"	mm	"	mm
6TS-6ABR	G33050-0006	7208-30125	3/8	9.5	0.69	17.5
8TS-8ABR	G33050-0008	7208-30135	1/2	12.7	0.69	17.5

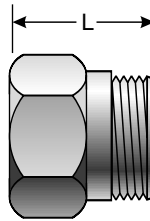
Air Brake Couplings for Rubber Hose – G33 Series


Tube Sleeve Nut



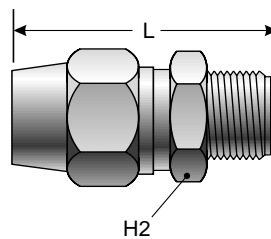
Descr	#		⊕			L	
			"	mm		"	mm
6TSN-6ABR	G33060-0006	7208-30145	3/8	9.5	1 1/16	1.12	28.4
8TSN-8ABR	G33060-0008	7208-30155	1/2	12.7	1 1/4	1.12	28.4


Spring Guard Nut



Descr	#		⊕			L	
			"	mm		"	mm
6SGN-6ABR	G33061-0006	7208-30165	3/8	9.5	1 1/16	1.22	31.0
8SGN-8ABR	G33061-0008	7208-30175	1/2	12.7	1 1/4	1.19	30.2

Air Brake to Male Pipe



Descr	#		⊕			H2	L	
			"	mm		"	"	mm
6ABR-4MP	G33100-0604	7208-30185	3/8	9.5	1/4 – 18	31/32	2.12	53.8
6ABR-6MP	G33100-0606	7208-30195	3/8	9.5	3/8 – 18	31/32	2.12	53.8
6ABR-8MP	G33100-0608	7208-30205	3/8	9.5	1/2 – 14	31/32	2.27	57.7
8ABR-6MP	G33100-0806	7208-30215	1/2	12.7	3/8 – 18	1 1/8	2.13	54.1
8ABR-8MP	G33100-0808	7208-30225	1/2	12.7	1/2 – 14	1 1/8	2.29	58.2

EQUIPMENT

HOSE/CPLG. SELECTION

TECH. DATA

EXT. & VERY HIGH PRESS. HOSE

GS CPLGS.

PCM CPLGS.

PCS CPLGS.

HIGH & MED. PRESS. HOSE

MEGACRIMP® CPLGS.

PC CPLGS.

FIELD ATTACHABLE CPLGS.

AIR BRAKE HOSE & CPLGS.

MEGATECH® C5 HOSE & CPLGS.

LOW PRESS. HOSE & CPLGS.

C14 HOSE & CPLGS.

POLARSEAL® HOSE & CPLGS.

PWR. STG. HOSE & CPLGS.

THERMO-PLASTIC HOSE & CPLGS.

ADAPTERS

QUICK DISCONNECT CPLGS.

ACCESSORIES & ASSORTMENTS

PART NUMBER INDEXES



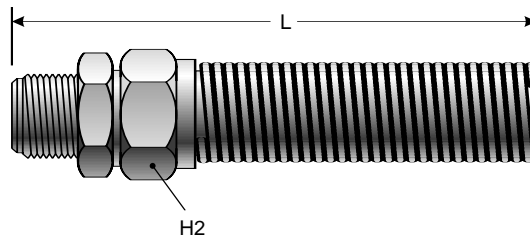
The World's Most Trusted Name in Belts, Hose and Hydraulics.

www.gates.com

F29

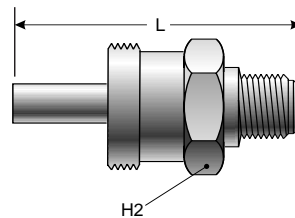
Air Brake Couplings for Rubber Hose – G33 Series

Air Brake to Male Pipe With Spring Guard




Descr	#		↔		🌀	H2	L		
			"	mm		"	"	mm	
6ABRSG-4MP	G33110-0604	7208-30235	3/8	9.5	1/4 – 18	31/32	4.80	121.9	
6ABRSG-6MP	G33110-0606	7208-30245	3/8	9.5	3/8 – 18	31/32	4.80	121.9	
6ABRSG-8MP	G33110-0608	7208-30255	3/8	9.5	1/2 – 14	31/32	4.90	124.5	
MEGACRIMP® CPLGS.	8ABRSG-6MP	G33110-0806	7208-30265	1/2	12,7	3/8 – 18	1 1/8	5.00	127.0
	8ABRSG-8MP	G33110-0808	7208-30275	1/2	12.7	1/2 – 14	1 1/8	5.20	132.1

Air Brake to Male Pipe Without Nut



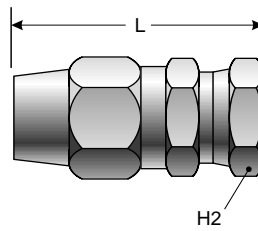
Descr	#		↔		🌀	H2	L	
			"	mm		"	"	mm
6ABRI-4MP	G33111-0604	7208-30285	3/8	9.5	1/4 – 18	31/32	1.91	48.5
6ABRI-6MP	G33111-0606	7208-30295	3/8	9.5	3/8 – 18	31/32	1.91	48.5
6ABRI-8MP	G33111-0608	7208-30305	3/8	9.5	1/2 – 14	31/32	2.06	52.3
8ABRI-6MP	G33111-0806	7208-30315	1/2	12.7	3/8 – 18	1 1/8	1.90	48.3
8ABRI-8MP	G33111-0808	7208-30325	1/2	12.7	1/2 – 14	1 1/8	2.07	52.6

Air Brake Spring Guard



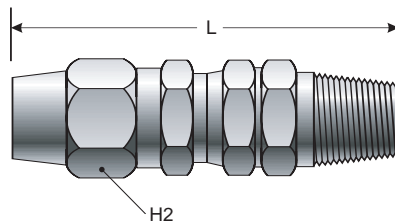
Descr	#		↔		L	
			"	mm	"	mm
6SGABR	G33112-0006	7208-30335	3/8	9.5	2.75	69.9
8SGABR	G33112-0008	7208-30345	1/2	12.7	3.00	76.2

Air Brake to Female Air Brake Swivel



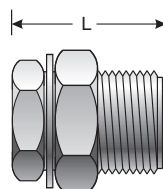
Descr	#		⊕		🌀	H2		L	
			"	mm		"	"	mm	
6ABR-6FABX	G33150-0606	7208-30355	3/8	9.5	3/4 – 20	31/32	2.30	58.4	
8ABR-8FABX	G33150-0808	7208-30365	1/2	12.7	7/8 – 20	1 1/8	2.36	59.9	

Air Brake to Female Air Brake Swivel With Adapter



Descr	#		⊕		🌀	H2		L	
			"	mm		"	"	mm	
6ABR-6FABX-4MPA	G33151-0604	7208-30505	3/8	9.5	1/4 – 18	15/16	2.94	74.7	
6ABR-6FABX-6MPA	G33151-0606	7208-30515	3/8	9.5	3/8 – 18	1 1/8	2.94	74.7	
8ABR-8FABX-6MPA	G33151-0806	7208-30375	1/2	12.7	3/8 – 18	1 1/8	2.94	74.7	

Air Brake Bulkhead



Descr	#		⊕		🌀		L	
			"	mm	FP/MP	FP	"	mm
2FP-2FPBKHD	G33300-0202	7208-30525	1/8	3.2	1/8 – 27	1/8 – 27	1.26	32.0
4FP-4FPBKHD	G33300-0404	7208-30385	1/4	6.3	1/4 – 18	1/4 – 18	1.50	38.1
4FP-4FPBKHDS	G33301-0404	7208-30435	1/4	6.3	1/4 – 18	1/4 – 18	0.94	23.8
6FP-6FPBKHD	G33300-0606	7208-30395	3/8	9.5	3/8 – 18	3/8 – 18	1.31	33.3
8FP-8FPBKHD	G33300-0808	7208-30425	1/2	12.7	1/2 – 14	1/2 – 14	1.50	38.1

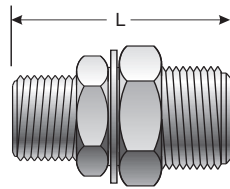
EQUIPMENT
HOSE/CPLG. SELECTION
TECH. DATA
EXT. & VERY HIGH PRESS. HOSE
GS CPLGS.
PCM CPLGS.
PCS CPLGS.
HIGH & MED. PRESS. HOSE
MEGACRIMP® CPLGS.
PC CPLGS.
FIELD ATTACHABLE CPLGS.
AIR BRAKE HOSE & CPLGS.
MEGATECH® C5 HOSE & CPLGS.
LOW PRESS. HOSE & CPLGS.
C14 HOSE & CPLGS.
POLARSEAL® HOSE & CPLGS.
PWR. STG. HOSE & CPLGS.
THERMO-PLASTIC HOSE & CPLGS.
ADAPTERS
QUICK DISCONNECT CPLGS.
ACCESSORIES & ASSORTMENTS
PART NUMBER INDEXES



Air Brake Couplings for Rubber Hose – G33 Series

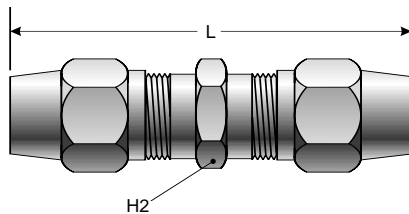
EQUIPMENT
HOSE/CPLG. SELECTION
TECH. DATA
EXT. & VERY HIGH PRESS. HOSE
GS CPLGS.
PCM CPLGS.
PCS CPLGS.
HIGH & MED. PRESS. HOSE
MEGACRIMP® CPLGS.
PC CPLGS.
FIELD ATTACHABLE CPLGS.
AIR BRAKE HOSE & CPLGS.
MEGATECH® C5 HOSE & CPLGS.
LOW PRESS. HOSE & CPLGS.
C14 HOSE & CPLGS.
POLARSEAL® HOSE & CPLGS.
PWR. STG. HOSE & CPLGS.
THERMO-PLASTIC HOSE & CPLGS.
ADAPTERS
QUICK DISCONNECT CPLGS.
ACCESSORIES & ASSORTMENTS
PART NUMBER INDEXES

Air Brake Bulkhead




Descr	#		⊖		🌀		L	
			"	mm	FP/MP	FP	"	mm
8MP-4FPBKHD	G33302-0804	7208-30405	1/2	12.7	1/2 – 14	1/4 – 18	2.88	73.0
8MP-6FPBKHD	G33303-0806	7208-30415	1/2	12.7	1/2 – 14	3/8 – 18	1.91	48.4

Air Brake Union



Descr	#		⊖	H2	L	
			"	"	"	mm
6ABR-6ABR	G33400-0606	7208-30445	3/8	31/32	2.98	75.7
8ABR-8ABR	G33400-0808	7208-30455	1/2	1 1/8	2.99	75.9

Male Pipe to Male SAE 45° Flare Truck Valve – 90°*



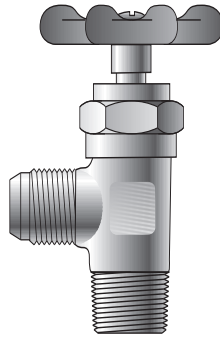
Descr	#		🌀	
			MP	MS
8MP-10MS90-TV	G33610-0810	7208-40035	1/2 – 14	7/8 – 14


*200 psi working pressure

Air Brake Couplings for Rubber Hose – G33 Series



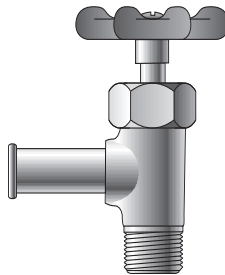
Male SAE 45° Flare to Male Pipe Truck Valve – 90°*





Descr	#			
			MS	MP
6MS-4MP90-TV	G33612-0604	7208-40045	5/8 – 18	1/4 – 18
6MS-6MP90-TV	G33612-0606	7208-40055	5/8 – 18	3/8 – 18
6MS-8MP90-TV	G33612-0608	7208-40065	5/8 – 18	1/2 – 14
8MS-6MP90-TV	G33612-0806	7208-40075	3/4 – 16	3/8 – 18
8MS-8MP90-TV	G33612-0808	7208-40085	3/4 – 16	1/2 – 14
10MS-8MP90-TV	G33612-1008	7208-40095	7/8 – 14	1/2 – 14
12MS-8MP90-TV	G33612-1208	7208-41105	1 1/16 – 14	1/2 – 14

*200 psi working pressure

Single Bead to Male Pipe Truck Valve – 90°*



Descr	#				
			"	mm	
6SB-6MP90-TV	G33620-0606	7208-40115	3/8	9.5	3/8 – 18
8SB-6MP90-TV	G33620-0806	7208-40125	1/2	12.7	3/8 – 18
10SB-6MP90-TV	G33620-1006	7208-40135	5/8	15.9	3/8 – 18
10SB-8MP90-TV	G33620-1008	7208-40145	5/8	15.9	1/2 – 14
12SB-6MP90-TV	G33620-1206	7208-40155	3/4	19.0	3/8 – 18
12SB-8MP90-TV	G33620-1208	7208-40165	3/4	19.0	1/2 – 14

*200 psi working pressure

- EQUIPMENT
- HOSE/CPLG. SELECTION
- TECH. DATA
- EXT. & VERY HIGH PRESS. HOSE
- GS CPLGS.
- PCM CPLGS.
- PCS CPLGS.
- HIGH & MED. PRESS. HOSE
- MEGACRIMP® CPLGS.
- PC CPLGS.
- FIELD ATTACHABLE CPLGS.
- AIR BRAKE HOSE & CPLGS.
- MEGATECH® C5 HOSE & CPLGS.
- LOW PRESS. HOSE & CPLGS.
- C14 HOSE & CPLGS.
- POLARSEAL® HOSE & CPLGS.
- PWR. STG. HOSE & CPLGS.
- THERMO-PLASTIC HOSE & CPLGS.
- ADAPTERS
- QUICK DISCONNECT CPLGS.
- ACCESSORIES & ASSORTMENTS
- PART NUMBER INDEXES



The World's Most Trusted Name in Belts, Hose and Hydraulics.

www.gates.com

F33

Air Brake Couplings for Rubber Hose – G33 Series

EQUIPMENT

HOSE/CPLG. SELECTION

TECH. DATA

EXT. & VERY HIGH PRESS. HOSE

GS CPLGS.

PCM CPLGS.

PCS CPLGS.

HIGH & MED. PRESS. HOSE

MEGACRIMP® CPLGS.

PC CPLGS.

FIELD ATTACHABLE CPLGS.

AIR BRAKE HOSE & CPLGS.

MEGATECH® C5 HOSE & CPLGS.

LOW PRESS. HOSE & CPLGS.

C14 HOSE & CPLGS.

POLARSEAL® HOSE & CPLGS.

PWR. STG. HOSE & CPLGS.

THERMO-PLASTIC HOSE & CPLGS.

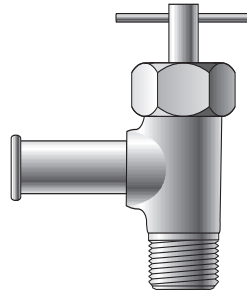
ADAPTERS


QUICK DISCONNECT CPLGS.

ACCESSORIES & ASSORTMENTS

PART NUMBER INDEXES

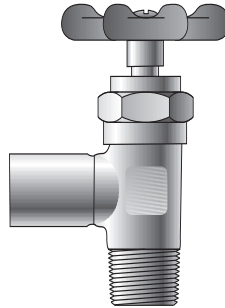
Single Bead to Male Pipe Truck Valve – Pin Handle – 90°*




Descr	#		↔		
			"	mm	
6SB-6MP90-TVP	G33622-0606	7208-40175	3/8	9.5	3/8 – 18
10SB-6MP90-TVP	G33622-1006	7208-40185	5/8	15.9	3/8 – 18

*200 psi working pressure

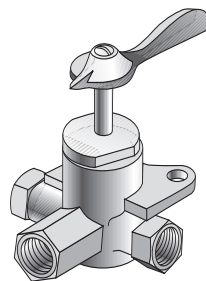
Female Pipe to Male Pipe Truck Valve – 90°*




Descr	#			
			FP	MP
6FP-6MP90-TV	G33630-0606	7208-40195	3/8 – 18	3/8 – 18
6FP-8MP90-TV	G33630-0608	7208-41205	3/8 – 18	3/8 – 18
8FP-8MP90-TV	G33630-0808	7208-40215	1/2 – 14	1/2 – 14

*200 psi working pressure

Female Pipe Three-Way Truck Valve*

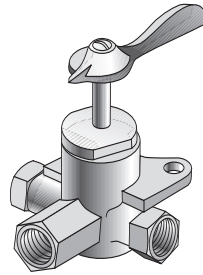



Descr	#		
2FP-2FP-2FP3WTV	G33650-0202	7208-40225	1/8 – 27
4FP-4FP-4FP3WTV	G33650-0404	7208-40235	1/4 – 18
6FP-6FP-6FP3WTV	G33650-0606	7208-40245	3/8 – 18

*200 psi working pressure



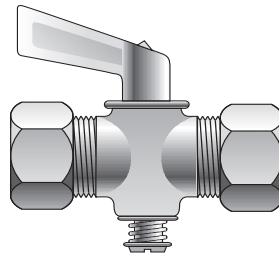
Female Pipe Four-Way Truck Valve*




Descr	#		
4FP-4FP-4FP4WTV	G33655-0404	7208-40255	1/2 – 14
4FP-4FP-4FP4WTV-L	G33656-0404	7208-40275	1/2 – 14
6FP-6FP-6FP4WTV	G33655-0606	7208-40265	3/8 – 18
6FP-6FP-6FP4WTV-L	G33656-0606	7208-40285	3/8 – 18

L = Long Handle
*200 psi working pressure

Male Flareless Assembly to Male Flareless Assembly Shut-Off Cock*



Descr	#		
4MFA-4MFASC	G33701-0404	7208-40295	1/4
5MFA-5MFASC	G33701-0505	7208-40305	5/16
6MFA-6MFASC	G33701-0606	7208-40315	3/8
8MFA-8MFASC	G33701-0808	7208-40325	1/2

*30 psi working pressure

EQUIPMENT

HOSE/CPLG. SELECTION

TECH. DATA

EXT. & VERY HIGH PRESS. HOSE

GS CPLGS.

PCM CPLGS.

PCS CPLGS.

HIGH & MED. PRESS. HOSE

MEGACRIMP® CPLGS.

PC CPLGS.

FIELD ATTACHABLE CPLGS.

AIR BRAKE HOSE & CPLGS.

MEGATECH® C5 HOSE & CPLGS.

LOW PRESS. HOSE & CPLGS.

C14 HOSE & CPLGS.

POLARSEAL® HOSE & CPLGS.

PWR. STG. HOSE & CPLGS.

THERMO-PLASTIC HOSE & CPLGS.

ADAPTERS

QUICK DISCONNECT CPLGS.

ACCESSORIES & ASSORTMENTS

PART NUMBER INDEXES



Air Brake Couplings for Rubber Hose – G33 Series

EQUIPMENT

HOSE/CPLG. SELECTION

TECH. DATA

EXT. & VERY HIGH PRESS. HOSE

GS CPLGS.

PCM CPLGS.

PCS CPLGS.

HIGH & MED. PRESS. HOSE

MEGACRIMP® CPLGS.

PC CPLGS.

FIELD ATTACHABLE CPLGS.

AIR BRAKE HOSE & CPLGS.

MEGATECH® C5 HOSE & CPLGS.

LOW PRESS. HOSE & CPLGS.

C14 HOSE & CPLGS.

POLARSEAL® HOSE & CPLGS.

PWR. STG. HOSE & CPLGS.

THERMO-PLASTIC HOSE & CPLGS.

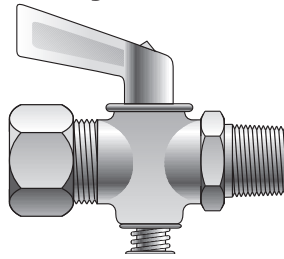
ADAPTERS

QUICK DISCONNECT CPLGS.

ACCESSORIES & ASSORTMENTS

PART NUMBER INDEXES

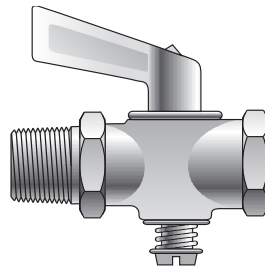
Male Flareless Assembly to Male Pipe Shut-Off Cock*



Descr	#		IO	🌀
4MFA-2MPSC	G33705-0402	7208-40335	1/4	1/8 – 27
4MFA-4MPSC	G33705-0404	7208-40345	1/4	1/4 – 18
5MFA-2MPSC	G33705-0502	7208-40355	5/16	1/8 – 27
5MFA-4MPSC	G33705-0504	7208-40365	5/16	1/4 – 18
6MFA-4MPSC	G33705-0604	7208-40375	3/8	1/4 – 18
6MFA-6MPSC	G33705-0606	7208-40395	3/8	3/8 – 18
8MFA-6MPSC	G33705-0806	7208-40405	1/2	3/8 – 18

*30 psi working pressure

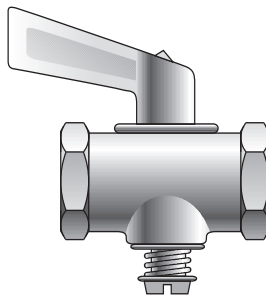
Male Pipe to Female Pipe Shut-Off Cock*



Descr	#		🌀	
			MP	FP
2MP-2FPSC	G33710-0202	7208-40415	1/8 – 27	1/8 – 27
4MP-4FPSC	G33710-0404	7208-40425	1/4 – 18	1/4 – 18
6MP-6FPSC	G33710-0606	7208-40435	3/8 – 18	3/8 – 18
8MP-8FPSC	G33710-0808	7208-40445	1/2 – 14	1/2 – 14

*30 psi working pressure

Female Pipe to Female Pipe Shut-Off Cock*





Descr	#		🌀
2FP-2FPSC	G33715-0202	7208-40455	1/8 – 27
4FP-4FPSC	G33715-0404	7208-40465	1/4 – 18
6FP-6FPSC	G33715-0606	7208-40475	3/8 – 18
8FP-8FPSC	G33715-0808	7208-40485	1/2 – 14

*30 psi working pressure



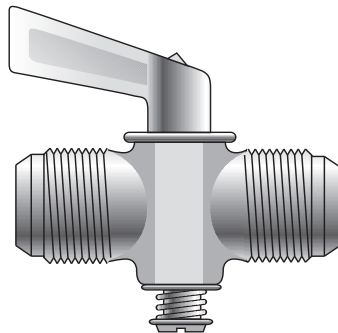
Male SAE 45° Flare to Male Pipe Shut-Off Cock*




Descr	#			
			MS	MP
4MS-2MPSC	G33720-0402	7208-40495	7/16 – 20	1/8 – 27
4MS-4MPSC	G33720-0404	7208-40505	7/16 – 20	1/4 – 18
5MS-2MPSC	G33720-0502	7208-40515	1/2 – 20	1/8 – 27
5MS-4MPSC	G33720-0504	7208-40525	1/2 – 20	1/4 – 18
6MS-4MPSC	G33720-0604	7208-40535	5/8 – 18	1/4 – 18
6MS-6MPSC	G33720-0606	7208-40545	5/8 – 18	3/8 – 18
6MS-8MPSC	G33720-0608	7208-40555	5/8 – 18	1/2 – 14
8MS-6MPSC	G33720-0806	7208-40565	3/4 – 16	3/8 – 18
8MS-8MPSC	G33720-0808	7208-40575	3/4 – 16	1/2 – 14

*30 psi working pressure

Male SAE 45° Flare to Male SAE 45° Flare Shut-Off Cock*



Descr	#		
4MS-4MSSC	G33730-0404	7208-40585	7/16 – 20
5MS-5MSSC	G33730-0505	7208-40595	1/2 – 20
6MS-6MSSC	G33730-0606	7208-40605	5/8 – 18
8MS-8MSSC	G33730-0808	7208-40615	3/4 – 16
10MS-10MSSC	G33730-1010	7208-40625	7/8 – 14

*30 psi working pressure

EQUIPMENT

HOSE/CPLG. SELECTION

TECH. DATA

EXT. & VERY HIGH PRESS. HOSE

GS CPLGS.

PCM CPLGS.

PCS CPLGS.

HIGH & MED. PRESS. HOSE

MEGACRIMP® CPLGS.

PC CPLGS.

FIELD ATTACHABLE CPLGS.

AIR BRAKE HOSE & CPLGS.

MEGATECH™ C5 HOSE & CPLGS.

LOW PRESS. HOSE & CPLGS.

C14 HOSE & CPLGS.

POLARSEAL® HOSE & CPLGS.

PWR. STG. HOSE & CPLGS.

THERMO-PLASTIC HOSE & CPLGS.

ADAPTERS

QUICK DISCONNECT CPLGS.

ACCESSORIES & ASSORTMENTS

PART NUMBER INDEXES



Air Brake Couplings for Rubber Hose – G33 Series

EQUIPMENT

HOSE/CPLG. SELECTION

TECH. DATA

EXT. & VERY HIGH PRESS. HOSE

GS CPLGS.

PCM CPLGS.

PCS CPLGS.

HIGH & MED. PRESS. HOSE

MEGACRIMP® CPLGS.

PC CPLGS.

FIELD ATTACHABLE CPLGS.

AIR BRAKE HOSE & CPLGS.

MEGATECH® C5 HOSE & CPLGS.

LOW PRESS. HOSE & CPLGS.

C14 HOSE & CPLGS.

POLARSEAL® HOSE & CPLGS.

PWR. STG. HOSE & CPLGS.

THERMO-PLASTIC HOSE & CPLGS.

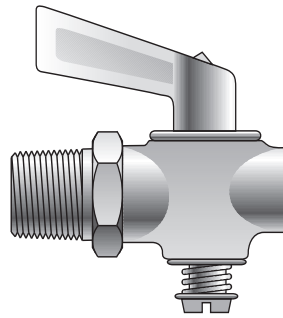
ADAPTERS


QUICK DISCONNECT CPLGS.

ACCESSORIES & ASSORTMENTS

PART NUMBER INDEXES

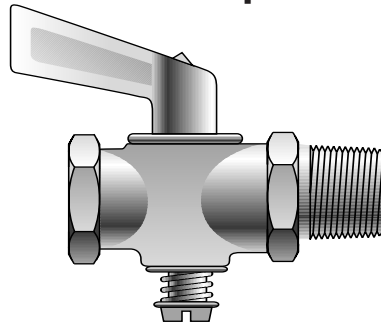
Male Pipe Air Drain Cock*




Descr	#		
2MP-ADC	G33801-0002	7208-40635	1/8 – 27
4MP-ADC	G33801-0004	7208-40645	1/4 – 18
6MP-ADC	G33801-0006	7208-40655	3/8 – 18
8MP-ADC	G33801-0008	7208-40665	1/2 – 14

*150 psi working pressure

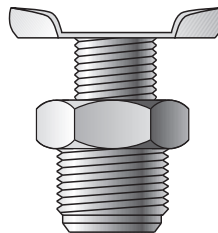
Female Pipe to Male Pipe Air Drain Cock*




Descr	#			
			FP	MP
2FP-2MPADC	G33805-0202	7208-40675	1/8 – 27	1/8 – 27
4FP-4MPADC	G33805-0404	7208-40685	1/4 – 18	1/4 – 18
6FP-6MPADC	G33805-0606	7208-40695	3/8 – 18	3/8 – 18
8FP-8MPADC	G33805-0808	7208-40705	1/2 – 14	1/2 – 14

*150 psi working pressure

Male Pipe Internal Seat Drain Cock

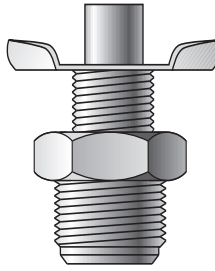



Descr	#			
			FP	MP
2MP-ISDC	G33830-0002	7208-40715	1/8	1/8-27
4MP-ISDC	G33830-0004	7208-40725	1/4	1/4-18
6MP-ISDC	G33830-0006	7208-40735	3/8	3/8-18

*150 psi working pressure




Male Pipe External Seat Drain Cock




Descr	#		
			MP
4MP-ESDC	G33831-0004	7208-40745	1/4-18

*150 psi working pressure

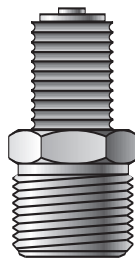
Male Pipe Air Drain Cock – Bibb Nose*




Descr	#		
2MP-ADCBN	G33832-0002	7208-40755	1/8 – 27
4MP-ADCBN	G33832-0004	7208-40765	1/4 – 18
6MP-ADCBN	G33832-0006	7208-40775	3/8 – 18
8MP-ADCBN	G33832-0008	7208-40785	1/2 – 14

*150 psi working pressure

Air Tank Valve



Descr	#		
2ATNKV	G33850-0202	7208-40795	1/8 – 27
4ATNKV	G33850-0404	7208-40805	1/4 – 18

EQUIPMENT

HOSE/CPLG. SELECTION

TECH. DATA

EXT. & VERY HIGH PRESS. HOSE

GS CPLGS.

PCM CPLGS.

PCS CPLGS.

HIGH & MED. PRESS. HOSE

MEGACRIMP® CPLGS.

PC CPLGS.

FIELD ATTACHABLE CPLGS.

AIR BRAKE HOSE & CPLGS.

MEGATECH® C5 HOSE & CPLGS.

LOW PRESS. HOSE & CPLGS.

C14 HOSE & CPLGS.

POLARSEAL® HOSE & CPLGS.

PWR. STG. HOSE & CPLGS.

THERMO-PLASTIC HOSE & CPLGS.

ADAPTERS

QUICK DISCONNECT CPLGS.

ACCESSORIES & ASSORTMENTS

PART NUMBER INDEXES



Air Brake Couplings for Rubber Hose – G33 Series

EQUIPMENT

HOSE/CPLG. SELECTION

TECH. DATA

EXT. & VERY HIGH PRESS. HOSE

GS CPLGS.

PCM CPLGS.

PCS CPLGS.

HIGH & MED. PRESS. HOSE

MEGACRIMP® CPLGS.

PC CPLGS.

FIELD ATTACHABLE CPLGS.

AIR BRAKE HOSE & CPLGS.

MEGATECH® C5 HOSE & CPLGS.

LOW PRESS. HOSE & CPLGS.

C14 HOSE & CPLGS.

POLARSEAL® HOSE & CPLGS.

PWR. STG. HOSE & CPLGS.

THERMO-PLASTIC HOSE & CPLGS.

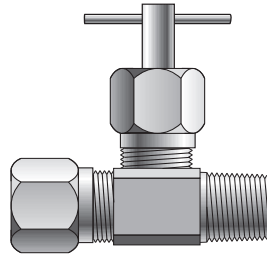
ADAPTERS


QUICK DISCONNECT CPLGS.

ACCESSORIES & ASSORTMENTS

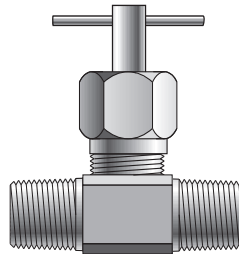
PART NUMBER INDEXES


Male Flareless Assembly to Male Pipe – Needle Valve



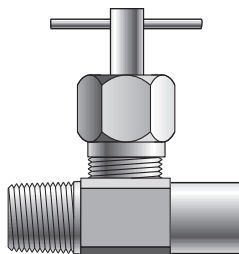
Descr	#		
3MFA-2MPNV	G33910-0302	7208-40925	3/8-24
4MFA-2MPNV	G33910-0402	7208-40935	7/16-20
4MFA-4MPNV	G33910-0404	7208-41135	1/2-20
5MFA-2MPNV	G33910-0502	7208-40955	1/2-20
5MFA-4MPNV	G33910-0504	7208-40965	1/2-20
6MFA-4MPNV	G33910-0604	7208-40975	5/8-18


Male Pipe to Male Pipe – Needle Valve



Descr	#		
2MP-2MPNV	G33915-0202	7208-40915	1/8
4MP-4MPNV	G33915-0404	7208-40945	1/4

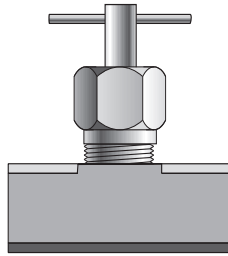
Male Pipe to Female Pipe – Needle Valve




Descr	#		
2MP-2FPNV	G33920-0202	7208-40985	1/8
4MP-4FPNV	G33920-0404	7208-40995	1/4

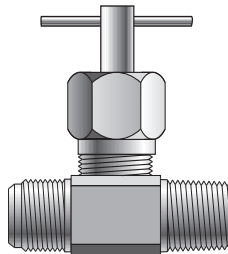



Female Pipe to Female Pipe – Needle Valve



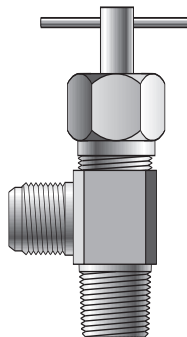
Descr	#		
2FP-2FPNV	G33930-0202	7208-41005	1/8
4FP-4FPNV	G33930-0404	7208-41015	1/4


Male SAE 45° Flare to Male Pipe – Needle Valve



Descr	#		
2MS-2MPNV	G33940-0402	7208-41025	1/8
4MS-4MPNV	G33940-0404	7208-41035	1/4
5MS-2MPNV	G33940-0502	7208-41045	1/4
5MS-4MPNV	G33940-0504	7208-41055	1/4
6MS-4MPNV	G33940-0604	7208-41065	1/4

Male SAE 45° Flare to Male Pipe – Needle Valve – 90° Bent Tube



Descr	#		
4MS-2MP90NV	G33945-0402	7208-40815	1/8
5MS-2MP90NV	G33945-0502	7208-41075	1/8
5MS-4MP90NV	G33945-0504	7208-41085	1/4
6MS-4MP90NV	G33945-0604	7208-41095	1/4

EQUIPMENT

HOSE/CPLG. SELECTION

TECH. DATA

EXT. & VERY HIGH PRESS. HOSE

GS CPLGS.

PCM CPLGS.

PCS CPLGS.

HIGH & MED. PRESS. HOSE

MEGACRIMP® CPLGS.

PC CPLGS.

FIELD ATTACHABLE CPLGS.

AIR BRAKE HOSE & CPLGS.

MEGATECH® C5 HOSE & CPLGS.

LOW PRESS. HOSE & CPLGS.

C14 HOSE & CPLGS.

POLARSEAL® HOSE & CPLGS.

PWR. STG. HOSE & CPLGS.

THERMO-PLASTIC HOSE & CPLGS.

ADAPTERS

QUICK DISCONNECT CPLGS.

ACCESSORIES & ASSORTMENTS

PART NUMBER INDEXES



Air Brake Couplings for Rubber Hose – G33 Series

EQUIPMENT

HOSE/CPLG. SELECTION

TECH. DATA

EXT. & VERY HIGH PRESS. HOSE

GS CPLGS.

PCM CPLGS.

PCS CPLGS.

HIGH & MED. PRESS. HOSE

MEGACRIMP® CPLGS.

PC CPLGS.

FIELD ATTACHABLE CPLGS.

AIR BRAKE HOSE & CPLGS.

MEGATECH® C5 HOSE & CPLGS.

LOW PRESS. HOSE & CPLGS.

C14 HOSE & CPLGS.

POLARSEAL® HOSE & CPLGS.

PWR. STG. HOSE & CPLGS.

THERMO-PLASTIC HOSE & CPLGS.

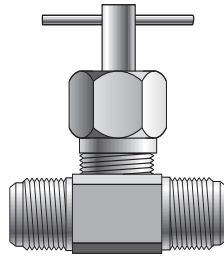
ADAPTERS


QUICK DISCONNECT CPLGS.

ACCESSORIES & ASSORTMENTS

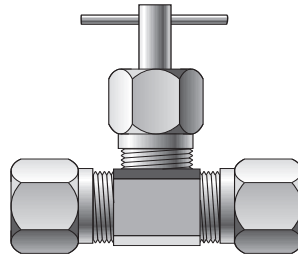
PART NUMBER INDEXES


Male SAE 45° Flare to Male SAE 45° Flare – Needle Valve



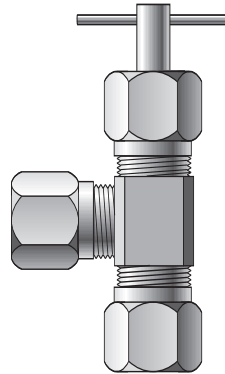
Descr	#		
4MS-4MSNV	G33950-0404	7208-41115	1/4
6MS-6MSNV	G33950-0606	7208-41125	3/8


Male Flareless Assembly to Male Flareless Assembly – Needle Valve



Descr	#		
3MFA-3MFANV	G33901-0303	7208-40825	3/16
4MFA-4MFANV	G33901-0404	7208-40835	1/4
5MFA-5MFANV	G33901-0505	7208-40845	5/16
6MFA-6MFANV	G33901-0606	7208-40855	3/8

Male Flareless Assembly to Male Pipe – Needle Valve – 90° Bent Tube



Descr	#		
3MFA-2MP90NV	G33905-0302	7208-40865	1/8
4MFA-2MP90NV	G33905-0402	7208-40875	1/8
4MFA-4MP90NV	G33905-0404	7208-41145	1/4
5MFA-2MP90NV	G33905-0502	7208-40885	1/8
5MFA-4MP90NV	G33905-0504	7208-40895	1/4
6MFA-2MP90NV	G33905-0602	7208-41155	1/8
6MFA-4MP90NV	G33905-0604	7208-40905	1/4

EQUIPMENT

HOSE/CPLG.
SELECTION

TECH. DATA

EXT. &
VERY HIGH
PRESS. HOSE

GS CPLGS.

PCM CPLGS.

PCS CPLGS.

HIGH & MED.
PRESS. HOSEMEGACRIMP®
CPLGS.

PC CPLGS.

FIELD
ATTACHABLE
CPLGS.AIR BRAKE
HOSE &
CPLGS.MEGATECH®
C5
HOSE &
CPLGS.LOW PRESS.
HOSE &
CPLGS.C14 HOSE
& CPLGS.POLARSEAL®
HOSE &
CPLGS.PWR. STG.
HOSE &
CPLGS.THERMO-
PLASTIC
HOSE &
CPLGS.

ADAPTERS

QUICK
DISCONNECT
CPLGS.ACCESSORIES
& ASSORT-
MENTSPART NUMBER
INDEXES

TR500 Air Brake/Engine Hose

Fleet Application

EQUIPMENT

HOSE/CPLG. SELECTION

TECH. DATA

EXT. & VERY HIGH PRESS. HOSE

GS CPLGS.

PCM CPLGS.

PCS CPLGS.

HIGH & MED. PRESS. HOSE

MEGACRIMP® CPLGS.

PC CPLGS.

FIELD ATTACHABLE CPLGS.

AIR BRAKE HOSE & CPLGS.

MEGATECH® C5 HOSE & CPLGS.

LOW PRESS. HOSE & CPLGS.

C14 HOSE & CPLGS.

POLARSEAL® HOSE & CPLGS.

PWR. STG. HOSE & CPLGS.

THERMO-PLASTIC HOSE & CPLGS.

ADAPTERS

QUICK DISCONNECT CPLGS.

ACCESSORIES & ASSORTMENTS

PART NUMBER INDEXES

Recommended For: Air brake hose, pressurized oil return lines and rotary oil/air compressor lines, engine and transmission coolant lines and lube oil lines. Meets or exceeds DOT FMVSS 106-74, SAE J1402. Not recommended for gasoline or diesel fuel applications.

Tube: Black (Nitrile — Type C)*.

Reinforcement: One braid of high-tensile steel wire.

Cover: Oil and mildew resistant textile braid, impregnated with synthetic rubber.

Temperature Range: -40°F to +250°F (-40°C to +121°C). For water emulsions, etc., see page C8.

NOTE: Federal law requires registration with the Department of Transportation for anyone producing air brake hose assemblies with swaged or crimped fittings. See Engineering & Technical Data Section for compliance.

Couplings (see crimp manuals for specifics):
MegaCrimp® Couplings, pages E13–51.
GLP Couplings, pages G16–18.



SPECIFICATIONS

Description	Part No. (50' Length)	Part No. (Bulk Reel)	Product No. (Bulk Reel)	Hose I.D. (In.)	Hose O.D. (In.)	Working Pressure (psi)	Min. Burst Pressure (psi)	Min. Bend Radius (In.)	Vacuum (In. Hg)	Approx. Bulk Reel Length (Ft.)
4TR500	85745	70881	4657-2228	1/4	0.51	500	2,000	1.0	30	250
6TR500	85747	70883	4657-2520	3/8	0.66	500	2,000	1.8	30	350
8TR500	85748	70884	4657-2521	1/2	0.80	500	2,000	2.3	30	350
10TR500	85749	70885	4657-2229	5/8	0.93	500	2,000	2.8	30	300
12TR500	85750	70886	4657-2230	3/4	1.04	500	2,000	3.5	30	200
16TR500	85751	70887	4657-2231	1	1.35	500	2,000	4.5	30	150

MegaTech™ G5TB Hose High-Temp Oil/Air Return Line

Fleet Application

Recommended For: For pressurized hot oil return lines and rotary oil lines. Meets the requirements of SAE J1019 performance specifications for high-temperature transmission and lubricating oil systems using petroleum base oils.

Tube: True-bore GTS black tube, specifically compounded for temperature and chemical resistance (CPE – Type J).

Reinforcement: Two braids of high-tensile steel wire.

Cover: Blue oil and mildew resistant textile braid, impregnated with synthetic rubber.

Temperature Range: Petroleum-base fluids -40°F to +300°F (-40°C to +149°C). Phosphate ester fluids as recommended by the fluid manufacturer, but within a range of -40°F to +212°F (-40°C to +100°C).

Couplings (see crimp manuals for specifics):
MegaCrimp® Couplings, pages E13–51.
GL Couplings (-24 and -32 only), pages G19–25
For Field Attachable Couplings please contact Gates Product Application.



NOTE: Federal law requires registration with the Department of Transportation for anyone producing air brake hose assemblies with swaged or crimped fittings. See Engineering & Technical Data Section for compliance.

SPECIFICATIONS

Description	Part No. (Bulk Reel)	Product No. (Bulk Reel)	Hose I.D. (In.)	Hose O.D. (In.)	Working Pressure (psi)	Min. Burst Pressure (psi)	Min. Bend Radius (In.)	Approx. Bulk Reel Length (Ft.)
4 MegaTechG5TB	4657-2183	4657-2183	1/4	0.59	3,000	12,000	2.0	400
6 MegaTechG5TB	4657-2184	4657-2184	3/8	0.74	3,000	12,000	2.5	350
8 MegaTechG5TB	4657-2185	4657-2185	1/2	0.86	3,000	12,000	3.5	350
10 MegaTechG5TB	4657-2186	4657-2186	5/8	0.95	2,000	8,000	4.0	300
12 MegaTechG5TB	4657-2187	4657-2187	3/4	1.10	2,000	8,000	4.8	200
16 MegaTechG5TB	4657-2188	4657-2188	1	1.37	1,000	4,000	6.0	150
20 MegaTechG5TB	4657-2189	4657-2189	1-1/4	1.67	1,000	4,000	8.5	100
24 MegaTechG5TB	4657-2190	4657-2190	1-1/2	1.95	500	2,000	9.5	100
32 MegaTechG5TB	4657-2191	4657-2191	2	2.53	500	2,000	10.5	100

* GTS – Gates Technical Spec. * Hose stock specifications on page C7.





Recommended For: For pressurized hot oil return lines and rotary oil lines. Meets the requirements of SAE J1019 performance specifications for high-temperature transmission and lubricating oil systems using petroleum base oils.

Tube: True-bore GTS black tube, specifically compounded for temperature and chemical resistance (CPE – Type J).

Reinforcement: Two braids of high-tensile steel wire.

Cover: Oil and mildew resistant textile braid, impregnated with synthetic rubber.

Temperature Range: Petroleum-base fluids -40°F to +300°F (-40°C to +149°C). Phosphate ester fluids as recommended by the fluid manufacturer, but within a range of -40°F to +212°F (-40°C to +100°C).

Couplings (see crimp manuals for specifics):
MegaCrimp® Couplings, pages E13–51.



NOTE: Federal law requires registration with the Department of Transportation for anyone producing air brake hose assemblies with swaged or crimped fittings. See Engineering & Technical Data Section for compliance.

SPECIFICATIONS

Description	Part No. (50' Length)	Part No. (Bulk Reel)	Product No. (Bulk Reel)	Hose I.D. (In.)	Hose O.D. (In.)	Working Pressure (psi)	Min. Burst Pressure (psi)	Min. Bend Radius (In.)	Vacuum (In. Hg)	Approx. Bulk Reel Length (Ft.)
4 MegaTech3000	85987	70960	4657-2373	1/4	.59	3,000	12,000	2.0	30	440
6 MegaTech3000	85988	70961	4657-2374	3/8	.74	3,000	12,000	2.5	30	330
8 MegaTech3000	85989	70962	4657-2319	1/2	.86	3,000	12,000	3.5	30	220

Recommended For: Air brake, pressurized hot oil return lines, and rotary oil/air compressor lines. Meets the requirements of DOT FMVSS 106-74, SAE J1402, SAE J1019 performance specifications for high-temperature transmission and lubricating oil systems using petroleum base oils. Not recommended for gasoline or diesel fuel applications.

Tube: GTS* black tube, specifically compounded for temperature and chemical resistance (CPE – Type J)*.

Reinforcement: One braid of high-tensile steel wire.

Cover: Oil and mildew resistant textile braid, impregnated with synthetic rubber.

Temperature Range: Petroleum-base fluids -40°F to +300°F (-40°C to +149°C). Phosphate ester fluids as recommended by the fluid manufacturer, but within a range of -40°F to +212°F (-40°C to +100°C). For water emulsions, etc., see page C8.

Couplings (see crimp manuals for specifics):

MegaCrimp® Couplings, pages E13–51.
GL Couplings (-12, -16, -20), pages G19–25.



NOTE: Federal law requires registration with the Department of Transportation for anyone producing air brake hose assemblies with swaged or crimped fittings. See Engineering & Technical Data Section for compliance.

SPECIFICATIONS

Description	Part No. (50' Length)	Part No. (Bulk Reel)	Product No. (Bulk Reel)	Hose I.D. (In.)	Hose O.D. (In.)	Working Pressure (psi)	Min. Burst Pressure (psi)	Min. Bend Radius (In.)	Vacuum (In. Hg)	Approx. Bulk Reel Length (Ft.)
4MegaTech1000	85980	70850	4657-2332	1/4	0.52	1,000	4,000	2.0	30	350
6MegaTech1000	85981	70851	4657-2333	3/8	0.66	1,000	4,000	2.5	30	350
8MegaTech1000	85982	70852	4657-2334	1/2	0.80	1,000	4,000	3.5	30	350
10MegaTech1000	85983	70853	4657-2335	5/8	0.93	1,000	4,000	4.0	30	300
12MegaTech1000	85984	70888	4657-2336	3/4	1.15	1,000	4,000	4.8	30	200
16MegaTech1000	85985	70889	4657-2337	1	1.37	1,000	4,000	6.0	30	150
20MegaTech1000	85986	70890	4657-2338	1-1/4	1.64	1,000	4,000	8.5	30	100

* GTS – Gates Technical Spec. * Hose stock specifications on page C7.

EQUIPMENT

HOSE/CPLG. SELECTION

TECH. DATA

EXT. & VERY HIGH PRESS. HOSE

GS CPLGS.

PCM CPLGS.

PCS CPLGS.

HIGH & MED. PRESS. HOSE

MEGACRIMP® CPLGS.

PC CPLGS.

FIELD ATTACHABLE CPLGS.

AIR BRAKE HOSE & CPLGS.

MEGATECH® C5 HOSE & CPLGS.

LOW PRESS. HOSE & CPLGS.

C14 HOSE & CPLGS.

POLARSEAL® HOSE & CPLGS.

PWR. STG. HOSE & CPLGS.

THERMO-PLASTIC HOSE & CPLGS.

ADAPTERS

QUICK DISCONNECT CPLGS.

ACCESSORIES & ASSORTMENTS

PART NUMBER INDEXES



MegaTech™ 500

High-Temp Oil/Air Return

Fleet Application

EQUIPMENT

HOSE/CPLG. SELECTION

TECH. DATA

EXT. & VERY HIGH PRESS. HOSE

GS CPLGS.

PCM CPLGS.

PCS CPLGS.

HIGH & MED. PRESS. HOSE

MEGACRIMP® CPLGS.

PC CPLGS.

FIELD ATTACHABLE CPLGS.

AIR BRAKE HOSE & CPLGS.

MEGATECH® C5 HOSE & CPLGS.

LOW PRESS. HOSE & CPLGS.

C14 HOSE & CPLGS.

POLARSEAL® HOSE & CPLGS.

PWR. STG. HOSE & CPLGS.

THERMO-PLASTIC HOSE & CPLGS.

ADAPTERS

QUICK DISCONNECT CPLGS.

ACCESSORIES & ASSORTMENTS

PART NUMBER INDEXES

Recommended For: For air brake, pressurized hot oil return lines, and rotary oil/air compressor lines. Meets the requirements of DOT SAE J1019 performance specifications for high-temperature transmission and lubricating oil systems using petroleum base oils. Not recommended for gasoline or diesel fuel applications.

Tube: GTS* black tube, specifically compounded for temperature and chemical resistance (CPE – Type J)*.

Reinforcement: One braid of high-tensile steel wire.

Cover: Oil and mildew resistant textile braid, impregnated with synthetic rubber.

Temperature Range: Petroleum-base fluids -40°F to +300°F (-40°C to +149°C). Phosphate ester fluids as recommended by the fluid manufacturer, but within a range of -40°F to +212°F (-40°C to +100°C). For water emulsions, etc., see C8.

Couplings (see crimp manuals for specifics):

GL Couplings, pages G19–25.



NOTE: Federal law requires registration with the Department of Transportation for anyone producing air brake hose assemblies with swaged or crimped fittings. See Engineering & Technical Data Section for compliance.

SPECIFICATIONS

Description	Part No. (50' Length)	Part No. (Bulk Carton)	Product No. (Bulk Carton)	Hose I.D. (In.)	Hose O.D. (In.)	Working Pressure (psi)	Min. Burst Pressure (psi)	Min. Bend Radius (In.)	Vacuum (In. Hg)	Approx. Bulk Carton Length (Ft.)
24MegaTech500	85687	70854	4657-0204	1-1/2	1.95	500	2,000	15.0	30	100
32MegaTech500	85688	70855	4657-0205	2	2.48	500	2,000	18.0	30	100
40MegaTech500	—	70856	4657-0206	2-1/2	2.97	500	2,000	22.0	30	100
48MegaTech500	—	70857	4657-0207	3	3.50	500	2,000	24.0	30	100

MegaTech™ 250 High-Temp Transmission Oil Cooler (TOC) Hose

Fleet Application

Recommended For: High-temperature (300°F) transmission oil cooler lines, pressurized hot oil return lines, and turbo charger oil supplies. Meets or exceeds SAE J1019 performance specifications for high-temperature transmission and lubricating oil systems using petroleum base oils. Not recommended for gasoline or diesel fuel applications.

Tube: GTS* black tube, specifically compounded for temperature and chemical resistance (CPE – Type J)*.

Reinforcement: One braid of high-tensile steel wire.

Cover: Oil and mildew resistant textile braid, impregnated with synthetic rubber.

Temperature Range: Petroleum-base fluids -40°F to +300°F (-40°C to +149°C). Phosphate ester fluids as recommended by the fluid manufacturer, but within a range of -40°F to +212°F (-40°C to +100°C). For water emulsions, etc., see page C8.

Couplings (see crimp manuals for specifics):

MegaCrimp® Couplings, pages E13–51.

GLP Couplings (-4 through -12), pages G16–18.



SPECIFICATIONS

Description	Part No. (50' Length)	Part No. (Bulk Reel)	Product No. (Bulk Reel)	Hose I.D. (In.)	Hose O.D. (In.)	Working Pressure (psi)	Min. Burst Pressure (psi)	Min. Bend Radius (In.)	Vacuum (In. Hg)	Approx. Bulk Reel Length (Ft.)
4MegaTech250	85759	70891	4657-2339	1/4	0.52	250	1,000	1.0	30	250
6MegaTech250	85760	70892	4657-2340	3/8	0.64	250	1,000	1.8	30	350
8MegaTech250	85761	70893	4657-2341	1/2	0.78	250	1,000	2.5	30	350
10MegaTech250	85762	70894	4657-2342	5/8	0.93	250	1,000	3.0	30	300
12MegaTech250	85763	70895	4657-2343	3/4	1.06	250	1,000	3.5	30	200
16MegaTech250	85764	70896	4657-2344	1	1.36	250	1,000	4.0	30	150
20MegaTech250	85765	70900	4657-2345	1-1/4	1.65	250	1,000	4.5	30	120

* Hose stock specifications on page C7.



Recommended For: Hydraulic oil lines, heavy-duty transmission oil cooler lines and power steering circuit lines. Meets or exceeds requirements of SAE J1019.

Tube: Black, specially compounded, synthetic rubber (CPE – Type J).

Reinforcement: One or two fiber braid.

Cover: Black, oil and abrasion resistant, synthetic rubber (Hypalon[®] – Type A).

Temperature Range: -40°F to +300°F (-40°C to +149°C).

Couplings (see crimp manuals for specifics):

MegaCrimp[®] Couplings, pages E13–51.
GLP Couplings, pages G16–18.



SPECIFICATIONS

Description	Part No. (50' Length)	Part No. (Bulk Reel)	Product No. (Bulk Reel)	Hose I.D. (In.)	Hose O.D. (In.)	Working Pressure (psi)	Min. Burst Pressure (psi)	Min. Bend Radius (In.)	Vacuum (In. Hg)	Approx. Bulk Carton Length (Ft.)
8S/R-XH	85439	70963	3319-4514	1/2	0.78	250	1,000	4.0	18	280
10S/R-XH	85440	70964	3319-4516	5/8	0.83	250	1,000	5.0	15	250
12S/R-XH	85441	70965	3319-4518	3/4	1.16	250	1,000	6.0	15	250

Recommended For: Medium pressure hydraulic petroleum-based oil lines in impulse applications, lube oil, air and water in applications such as air brakes, power steering (CAUTION: Intended for heavy-duty commercial vehicle use only), turbocharger oil supplies, tilt cab cylinders, transmission coolant and filtration lines. Meets or exceeds requirements of SAE 100R5 for traditional hydraulic applications, DOT FMVSS 106-74 Type All and SAE J1402 Type All for air brake applications (-4 to -12). Not recommended for gasoline or diesel fuel.

Tube: -4 and -5: black, oil and heat resistant synthetic rubber (Neoprene – Type A)*; -6 through -40: (Nitrile – Type C)*.

Reinforcement: One braid of high tensile carbon steel wire over one braid of polyester.

Cover: Black, oil and mildew resistant polyester braid.

Temperature Range: Under SAE 100R5 (hydraulic) conditions -40°F to +212°F (-40°C to +100°C). All-purpose fleet application (hot lube oil lines) -40°F to +300°F (-40°C to +149°C). Air to +160°F (+71°C) only. For water emulsions, etc., see page C8. Avoid continuous use at maximum temperature concurrent with maximum working pressures.

Couplings (see crimp manual for specifics):

C5 Field Attachable Couplings, pages F50–61.
Permanent PC Couplings (thru -12), pages E52–68.



NOTE: Federal law requires registration with the Department of Transportation for anyone producing air brake hose assemblies with swaged or crimped fittings. See Engineering & Technical Data Section for compliance.

SPECIFICATIONS

Description	Part No. (50' Length)	Part No. (Bulk Reel)	Product No. (Bulk Reel)	Hose I.D. (In.)	Hose O.D. (In.)	Working Pressure (psi)	Min. Burst Pressure (psi)	Min. Bend Radius (In.)	Vacuum (In. Hg)	Approx. Bulk Reel Length (Ft.)
4C5C	86605	—	70589	3/16	0.52	3,000	12,000	3.0	—	440
5C5C	86606	—	70590	1/4	0.58	3,000	12,000	3.4	—	385
6C5C	86607	—	70591	5/16	0.67	2,250	9,000	4.0	—	385
8C5C	86608	—	70592	13/32	0.77	2,000	8,000	4.6	—	330
10C5C	86609	—	70593	1/2	0.92	1,750	7,000	5.5	—	275
12C5C	86610	—	70594	5/8	1.08	1,500	6,000	6.5	—	220
16C5C	86616	—	70595	7/8	1.23	800	3,200	7.4	—	165
20C5C	86617 ^o	70096	—	1-1/8	1.50	625	2,500	9.0	100	—
24C5C	—	70097	—	1-3/8	1.75	500	2,000	10.5	100	—
32C5C	—	70098	—	1-13/16	2.22	350	1,400	13.3	100	—
40C5C	—	70099	—	2-3/8	2.88	350	1,400	24.0	100	—

^o25 ft. length.

* Hose stock specifications on page C7.

EQUIPMENT

HOSE/CPLG. SELECTION

TECH. DATA

EXT. & VERY HIGH PRESS. HOSE

GS CPLGS.

PCM CPLGS.

PCS CPLGS.

HIGH & MED. PRESS. HOSE

MEGACRIMP[®] CPLGS.

PC CPLGS.

FIELD ATTACHABLE CPLGS.

AIR BRAKE HOSE & CPLGS.

MEGATECH[®] C5 HOSE & CPLGS.

LOW PRESS. HOSE & CPLGS.

C14 HOSE & CPLGS.

POLARSEAL[®] HOSE & CPLGS.

PWR. STG. HOSE & CPLGS.

THERMO-PLASTIC HOSE & CPLGS.

ADAPTERS

QUICK DISCONNECT CPLGS.

ACCESSORIES & ASSORTMENTS

PART NUMBER INDEXES



C5D High-Temp Multi-Fluid Hose

Fleet Application

EQUIPMENT

HOSE/CPLG. SELECTION

TECH. DATA

EXT. & VERY HIGH PRESS. HOSE

GS CPLGS.

PCM CPLGS.

PCS CPLGS.

HIGH & MED. PRESS. HOSE

MEGACRIMP® CPLGS.

PC CPLGS.

FIELD ATTACHABLE CPLGS.

AIR BRAKE HOSE & CPLGS.

MEGATECH[®] C5 HOSE & CPLGS.

LOW PRESS. HOSE & CPLGS.

C14 HOSE & CPLGS.

POLARSEAL® HOSE & CPLGS.

PWR. STG. HOSE & CPLGS.

THERMO-PLASTIC HOSE & CPLGS.

ADAPTERS

QUICK DISCONNECT CPLGS.

ACCESSORIES & ASSORTMENTS

PART NUMBER INDEXES

Recommended For: Petroleum-base or phosphate ester fluids; **diesel fuels** and filtration lines, transmission coolant lines, hot lube oil lines, power steering (CAUTION: Intended for heavy-duty commercial vehicle use only), gasoline and turbocharger oil supplies. Tilt cab cylinder and air brakes. C5D (-4 to -12) meets or exceeds DOT FMVSS 106-74 Type All, SAE J1402 Type All and SAE J1019 and fuel resistance of SAE J30R2.

Tube: Black, oil and heat resistant, synthetic rubber (CPE – Type J)*.

Reinforcement: One braid of high tensile steel wire over one braid of polyester.

Cover: Green for easy identification, oil and mildew resistant, polyester braid impregnated with synthetic rubber.

Temperature Range: -40°F to +300°F (-40°C to +149°C). Air to +250°F (+121°C) only, maximum phosphate esters to +212°F (+100°C). For water emulsions, etc., see page C8.

Couplings: C5 Field Attachable Couplings, pages F50–61.



NOTE: Federal law requires registration with the Department of Transportation for anyone producing air brake hose assemblies with swaged or crimped fittings. See Engineering & Technical Data Section for compliance.

SPECIFICATIONS

Description	Part No. (50' Length)	Part No. (Bulk Reel)	Product No. (Bulk Reel)	Hose I.D. (In.)	Hose O.D. (In.)	Working Pressure (psi)	Min. Burst Pressure (psi)	Min. Bend Radius (In.)	Bulk Reel Length (Ft.)
4C5D	85680	70540	3658-0020	3/16	0.52	1,500	6,000	1.0	440
5C5D	85681	70541	3658-0027	1/4	0.58	1,500	6,000	1.5	385
6C5D	85682	70542	3658-0021	5/16	0.67	1,500	6,000	1.8	385
8C5D	85683	70543	3658-0022	13/32	0.77	1,250	5,000	2.0	330
10C5D	85684	70544	3658-0028	1/2	0.92	1,250	5,000	2.0	275
12C5D	85685	70545	3658-0029	5/8	1.08	750	3,000	2.3	220
16C5D	85686	70546	3658-0030	7/8	1.23	400	1,600	3.5	165

C5M Fuel Line Hose

Fleet Application

Recommended For: On-shore/off-shore and marine **diesel fuel and gasoline applications**, and hot oil lines up to 212°F. Meets marine fuel line specifications SAE J1527 Type A Class I and SAE J1942 requirements. Exceeds performance requirements of SAE J30R2 for non-marine applications.

Tube: Nitrile – Type C.*

Reinforcement: One wire braid.

Cover: Modified Nitrile – Type C₂* Blue.

Temperature Range: -4°F to +212°F (-20°C to +100°C).

Couplings: Brass or carbon steel C5 Field Attachable Couplings, pages F50–61.

Permanent PC Stainless Steel Couplings for marine applications, pages E52–53.



SPECIFICATIONS

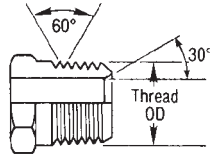
Description	Part No. (50' Length)	Part No. (Bulk Reel)	Product No. (Bulk Reel)	Hose I.D. (In.)	Hose O.D. (In.)	Working Pressure (psi)	Min. Burst Pressure (psi)	Min. Bend Radius (In.)	Bulk Reel Length (Ft.)
5C5M	—	70614	3658-1965	1/4	0.58	500	2,000	1.00	385
6C5M [®]	86596	70615	3658-1969	5/16	0.67	500	2,000	1.25	385
8C5M [®]	86597	70616	3658-1973	13/32	0.77	500	2,000	1.75	330
10C5M [®]	86598	70617	3658-1977	1/2	0.92	500	2,000	2.25	275
12C5M [®]	86599	70618	3658-1981	5/8	1.08	500	2,000	2.75	220
16C5M [®]	86600	70619	3658-1985	7/8	1.23	500	2,000	3.50	165

[®]Reference SAE J1942/-1 for USCG-approved working pressures.

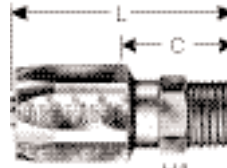


DOT FMVSS 106-74 Type AII

Male Pipe (NPTF – 30° Cone Seat)



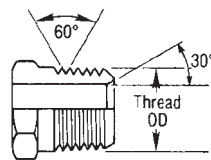
NPTF Solid Male (MP)



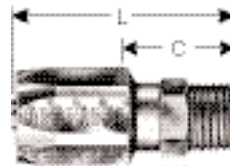
H1

Descr	#			⊕		🌀	H1	L		C	
				"	mm		"	"	mm	"	mm
4C5-2RMP	88401	G34100-0402	7236-04015	3/16	4.8	1/8-27	1/2	1.64	41.7	0.94	23.9
4C5-4RMP	88402	G34100-0404	7236-04025	3/16	4.8	1/4-18	9/16	1.83	46.5	1.13	28.7
5C5-2RMP	88403	G34100-0502	7236-04035	1/4	6.3	1/8-27	1/2	1.77	45.0	1.00	25.4
5C5-4RMP	88404	G34100-0504	7236-04045	1/4	6.3	1/4-18	9/16	1.96	49.8	1.19	30.2
6C5-4RMP	88405	G34100-0604	7236-04055	5/16	7.9	1/4-18	9/16	2.17	55.1	1.22	31.0
6C5-6RMP	88427	G34100-0606	7236-04275	5/16	7.9	3/8-18	11/16	2.17	55.1	1.22	31.0
8C5-6RMP	88406	G34100-0806	7236-04065	13/32	10.3	3/8-18	11/16	2.46	62.5	1.34	34.0
8C5-8RMP	88407	G34100-0808	7236-04075	13/32	10.3	1/2-14	7/8	2.71	68.8	1.59	40.4
10C5-8RMP	88408	G34100-1008	7236-04085	1/2	12.7	1/2-14	1 1/16	2.88	73.2	1.59	40.4
10C5-12RMP	88409	G34100-1012	7236-04095	1/2	12.7	3/4-14	1	2.95	74.9	1.66	42.2
12C5-8RMP	88410	G34100-1208	7236-04105	5/8	15.9	1/2-14	7/8	3.15	80.1	1.59	40.4
12C5-12RMP	88411	G34100-1212	7236-04115	5/8	15.9	3/4-14	1 1/16	3.25	82.7	1.69	42.9
16C5-12RMP	86412	G34100-1612	7236-86412	7/8	22.2	3/4-14	1 1/8	2.71	68.8	1.53	38.9
16C5-16RMP	86413	G34100-1616	7236-86413	7/8	22.2	1-11 1/2	1 3/8	2.90	73.7	1.72	43.7
20C5-20RMP	86428	G34100-2020	7236-86428	1 1/8	28.6	1 1/4-11 1/2	1 11/16	3.25	82.6	1.88	47.8
24C5-24RMP	86388	G34100-2424	7236-86388	1 3/8	34.9	1 1/2-11 1/2	2	3.45	87.6	2.03	51.6
32C5-32RMP	86389	G34100-3232	7236-86389	1 13/16	46.0	2-11 1/2	2 1/2	4.07	103.4	2.22	56.4

Male Pipe (NPTF – 30° Cone Seat) – Brass



NPTF Solid Male (MP)



H1

Descr	#			⊕		🌀	H1	L		C	
				"	mm		"	"	mm	"	mm
5C5-4RMPB	88380	G34100-0504B	7236-03005	1/4	6.3	1/4-18	9/16	1.96	49.8	1.19	30.2
6C5-6RMPB	88382	G34100-0606B	7236-03015	5/16	7.9	3/8-18	11/16	2.17	55.1	1.22	31.0
8C5-8RMPB	88383	G34100-0808B	7236-03085	13/32	10.3	1/2-14	7/8	2.71	68.8	1.59	40.4
10C5-8RMPB	88384	G34100-1008B	7236-03035	1/2	12.7	1/2-14	7/8	2.88	73.2	1.59	40.4
12C5-12RMPB	88385	G34100-1212B	7236-03045	5/8	15.9	3/4-14	1 1/16	3.26	82.8	1.69	42.9
16C5-16RMPB	88386	G34100-1616B	7236-03065	7/8	22.2	1-11 1/2	1 3/8	2.91	73.9	1.72	43.7

EQUIPMENT

HOSE/CPLG. SELECTION

TECH. DATA

EXT. & VERY HIGH PRESS. HOSE

GS CPLGS.

PCM CPLGS.

PCS CPLGS.

HIGH & MED. PRESS. HOSE

MEGACRIMP® CPLGS.

PC CPLGS.

FIELD ATTACHABLE CPLGS.

AIR BRAKE HOSE & CPLGS.

MEGATECH® C5 HOSE & CPLGS.

LOW PRESS. HOSE & CPLGS.

C14 HOSE & CPLGS.

POLARSEAL® HOSE & CPLGS.

PWR. STG. HOSE & CPLGS.

THERMO-PLASTIC HOSE & CPLGS.

ADAPTERS

QUICK DISCONNECT CPLGS.

ACCESSORIES & ASSORTMENTS

PART NUMBER INDEXES



EQUIPMENT

HOSE/CPLG. SELECTION

TECH. DATA

EXT. & VERY HIGH PRESS. HOSE

GS CPLGS.

PCM CPLGS.

PCS CPLGS.

HIGH & MED. PRESS. HOSE

MEGACRIMP® CPLGS.

PC CPLGS.

FIELD ATTACHABLE CPLGS.

AIR BRAKE HOSE & CPLGS.

MEGATECH® C5 HOSE & CPLGS.

LOW PRESS. HOSE & CPLGS.

C14 HOSE & CPLGS.

POLARSEAL® HOSE & CPLGS.

PWR. STG. HOSE & CPLGS.

THERMO-PLASTIC HOSE & CPLGS.

ADAPTERS

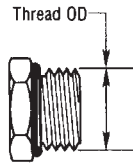
QUICK DISCONNECT CPLGS.

ACCESSORIES & ASSORTMENTS

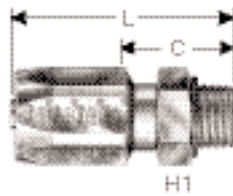
PART NUMBER INDEXES

DOT FMVSS 106-74 Type AII

Male O-Ring Boss



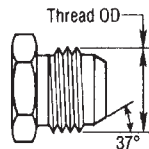
O-Ring Boss Male (MB)



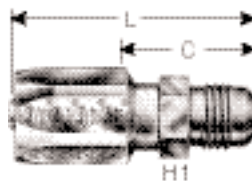
H1

Descr	#			⊕		🌀	H1			L		C	
				"	mm		"	"	mm	"	mm		
4C5-4RMB	86451	G34120-0404	7236-86451	3/16	4.8	7/16-20	5/8	1.66	42.2	0.94	23.9		
6C5-6RMB	86453	G34120-0606	7236-86453	5/16	7.9	9/16-18	11/16	2.00	50.8	1.05	26.7		
8C5-8RMB	86454	G34120-0808	7236-86454	13/32	10.3	3/4-16	15/16	2.35	59.7	1.19	30.2		

Male JIC 37° Flare



JIC 37° Male (MJ)



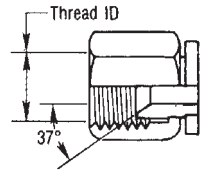
H1

Descr	#			⊕		🌀	H1			L		C	
				"	mm		"	"	mm	"	mm		
4C5-4RMJ	86431	G34165-0404	7236-86431	3/16	4.8	7/16-20	1/2	1.79	45.5	1.09	27.7		
5C5-5RMJ	86432	G34165-0505	7236-86432	1/4	6.3	1/2-20	1/2	1.96	49.8	1.19	30.2		
6C5-6RMJ	86433	G34165-0606	7236-86433	5/16	7.9	9/16-18	9/16	2.17	55.1	1.22	31.0		
8C5-8RMJ	86434	G34165-0808	7236-86434	13/32	10.3	3/4-16	3/4	2.56	65.0	1.44	36.6		
10C5-10RMJ	86435	G34165-1010	7236-86435	1/2	12.7	7/8-14	7/8	2.88	73.2	1.59	40.4		
12C5-12RMJ	86436	G34165-1212	7236-86436	5/8	15.9	1 1/16-12	1 1/16	3.34	84.8	1.78	45.2		
16C5-16RMJ	86437	G34165-1616	7236-86437	7/8	22.2	1 5/16-12	1 5/16	2.87	73.0	1.69	42.9		

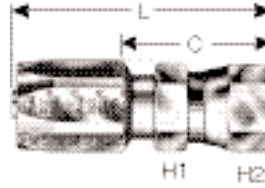


DOT FMVSS 106-74 Type AII

Female JIC 37° Flare Swivel

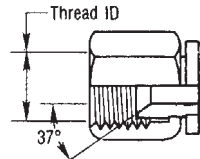


JIC 37° Flare Female (FJX)

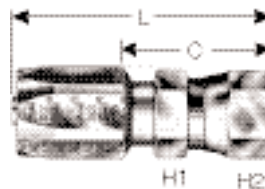


Descr	#			⌀		🌀	H1	H2	L		C	
				"	mm		"	"	"	mm	"	mm
6C5-6RFJX	86443	G34170-0606	7238-86443	5/16	7.9	9/16-18	3/4	3/4	2.39	60.7	1.44	36.6
8C5-6RFJX	88473	G34170-0806	7238-04305	13/32	10.3	9/16-18	3/4	3/4	2.66	67.6	1.54	39.1
10C5-12RFJX	88475	G34170-1012	7238-04325	1/2	12.7	1 1/16-12	1 1/4	1 1/4	3.22	81.8	1.93	49.0
12C5-12RFJX	86446	G34170-1212	7238-86446	5/8	15.9	1 1/16-12	1 1/4	1 1/4	3.50	88.9	1.94	49.3
16C5-16RFJX	86447	G34170-1616	7238-86447	7/8	22.2	1 5/16-12	1 1/2	1 1/2	3.12	79.2	1.94	49.3
20C5-20RFJX	86394	G34170-2020	7238-86394	1 1/8	28.6	1 5/8-12	2	2	3.56	90.4	2.19	55.6
24C5-24RFJX	86395	G34170-2424	7238-86395	1 3/8	34.9	1 7/8-12	2 1/4	2 1/4	3.79	96.3	2.37	60.2
32C5-32RFJX	86396	G34170-3232	7238-86396	1 13/16	46.0	2 1/2-12	2 1/2	2 7/8	4.99	126.7	2.72	69.1

Female JIC 37° Flare Swivel – Brass

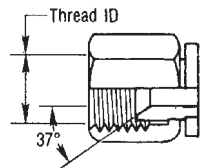


JIC 37° Flare Female (FJX)

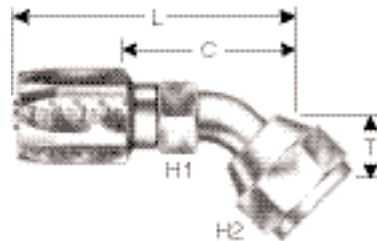


Descr	#			⌀		🌀	H1	H2	L		C	
				"	mm		"	"	"	mm	"	mm
6C5-6RFJXB	88389	G34170-0606B	7238-04075	5/16	7.9	9/16-18	3/4	3/4	2.39	60.7	1.44	36.6
12C5-12RFJXB	88393	G34170-1212B	7238-04085	5/8	15.9	1 1/16-12	1 1/4	1 1/4	3.50	88.9	1.94	49.3
16C5-16RFJXB	88395	G34170-1616B	7238-04095	7/8	22.2	1 5/16-12	1 1/2	1 1/2	3.12	79.2	1.94	49.3

Female JIC 37° Flare Swivel – 45° Bent Tube



JIC 37° Flare Female (FJX)



Descr	#			⌀		🌀	H1	H2	T	L		C		
				"	mm		"	"	"	mm	"	mm	"	mm
6C5-6RFJX45	86464	G34175-0606	7235-86464	5/16	7.9	9/16-18	1/2	11/16	0.41	10.4	2.40	61.0	1.45	36.8
12C5-12RFJX45	86467	G34175-1212	7235-86467	5/8	15.9	1 1/16-12	7/8	1 1/4	0.78	19.8	4.27	108.5	2.71	68.8
16C5-16RFJX45	86468	G34175-1616	7235-86468	7/8	22.2	1 5/16-12	1 1/8	1 1/2	0.88	22.4	4.03	102.4	2.84	72.1

EQUIPMENT

HOSE/CPLG. SELECTION

TECH. DATA

EXT. & VERY HIGH PRESS. HOSE

GS CPLGS.

PCM CPLGS.

PCS CPLGS.

HIGH & MED. PRESS. HOSE

MEGACRIMP® CPLGS.

PC CPLGS.

FIELD ATTACHABLE CPLGS.

AIR BRAKE HOSE & CPLGS.

MEGATECH® C5 HOSE & CPLGS.

LOW PRESS. HOSE & CPLGS.

C14 HOSE & CPLGS.

POLARSEAL® HOSE & CPLGS.

PWR. STG. HOSE & CPLGS.

THERMO-PLASTIC HOSE & CPLGS.

ADAPTERS

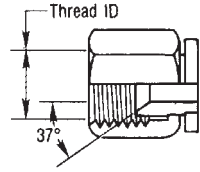
QUICK DISCONNECT CPLGS.

ACCESSORIES & ASSORTMENTS

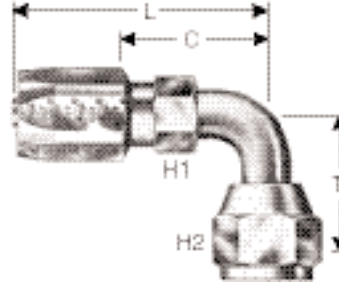
PART NUMBER INDEXES



DOT FMVSS 106-74 Type AII
Female JIC 37° Flare Swivel – 90° Bent Tube

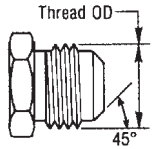


JIC 37° Flare Female (FJX)

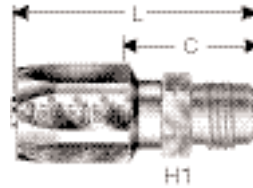


Descr	#			⊕		🌀	H1	H2	T		L		C	
				"	mm		"	"	"	mm	"	mm	"	mm
6C5-6RFJX90	86471	G34180-0606	7235-86471	5/16	7.9	9/16-18	1/2	11/16	0.84	21.3	2.28	57.9	1.33	33.8
6C5-6RFJX90L	86478	G34181-0606	7235-04205	5/16	7.9	9/16-18	1/2	11/16	2.19	55.6	2.28	57.9	1.33	33.8
12C5-12RFJX90	86474	G34180-1212	7235-86474	5/8	15.9	1 1/16-12	7/8	1 1/4	1.81	46.0	4.22	107.2	2.66	67.6
12C5-12RFJX90L	86481	G34181-1212	7235-86481	5/8	15.9	1 1/16-12	7/8	1 1/4	3.75	95.3	4.22	107.2	2.66	67.6
16C5-16RFJX90	86475	G34180-1616	7235-86475	7/8	22.2	1 5/16-12	1 1/8	1 1/2	2.16	54.9	3.95	100.3	2.76	70.1
16C5-16RFJX90L	86482	G34181-1616	7235-86482	7/8	22.2	1 5/16-12	1 1/8	1 1/2	4.34	110.2	3.95	100.3	2.76	70.1
20C5-20RFJX90S	87458	G34179-2020	7235-20265	1 1/8	28.6	1 5/8-12	1 3/8	2	2.75	69.9	5.07	128.8	3.70	94.0
20C5-20RFJX90L	87459	G34181-2020	7235-20255	1 1/8	28.6	1 5/8-12	1 3/8	2	5.50	139.7	5.26	133.6	3.89	98.8

Male SAE 45° Flare

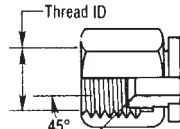


SAE 45° Flare Male (MS)

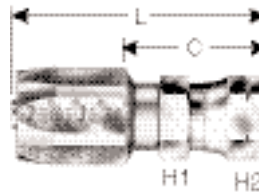


Descr	#			⊕		🌀	H1	L		C	
				"	mm		"	"	mm	"	mm
4C5-4RMS	86414	G34195-0404	7236-86414	3/16	4.8	1/2-20	1/2	1.76	44.7	1.06	26.9
5C5-5RMS	86415	G34195-0505	7236-86415	1/4	6.4	1/2-20	1/2	1.96	49.8	1.19	30.2
6C5-6RMS	86416	G34195-0606	7236-86416	5/16	7.9	5/8-18	5/8	2.23	56.6	1.28	32.5
8C5-8RMS	86417	G34195-0808	7236-86417	13/32	10.3	3/4-16	3/4	2.65	67.3	1.53	38.9
10C5-10RMS	86418	G34195-1010	7236-86418	1/2	12.7	7/8-14	7/8	3.01	76.5	1.72	43.7
12C5-12RMS	86419	G34195-1212	7236-86419	5/8	15.9	1 1/16-14	1 1/16	3.50	88.9	1.94	49.3

Female SAE 45° Flare Swivel



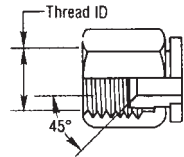
SAE 45° Flare Swivel Female (FSX)



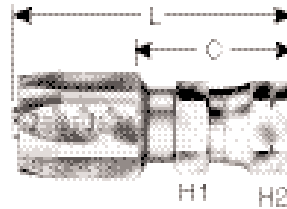
Descr	#			⊕		🌀	H1	H2	L		C	
				"	mm		"	"	"	mm	"	mm
6C5-6RFSX	88423	G34200-0606	7238-04235	5/16	7.9	5/8-18	3/4	3/4	2.42	61.5	1.47	37.3
10C5-12RFSX	88428	G34200-1012	7238-04335	1/2	12.7	1 1/16-14	1 1/4	1 1/4	3.22	81.8	1.93	49.0
12C5-12RFSX	88426	G34200-1212	7238-04265	5/8	15.9	1 1/16-14	1 1/4	1 1/4	3.50	88.9	1.94	49.3

DOT FMVSS 106-74 Type AII

Female SAE 45° Flare Swivel – Brass

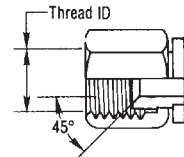


SAE 45° Flare Swivel Female (FSX)

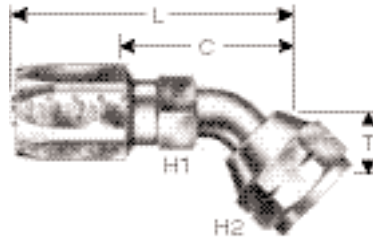


Descr	#			⌀		🌀	H1	H2	L		C	
				"	mm		"	"	"	mm	"	mm
6C5-6RFSXB	88390	G34200-0606B	7238-04045	5/16	7.9	5/8-18	3/4	3/4	2.42	61.5	1.47	37.3
12C5-12RFSXB	88394	G34200-1212B	7238-04055	5/8	15.9	1 1/16-14	1 1/4	1 1/4	3.50	88.9	1.94	49.3

Female SAE 45° Flare Swivel – 45° Bent Tube

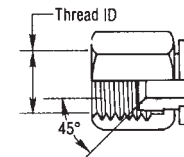


SAE 45° Flare Swivel Female (FSX)

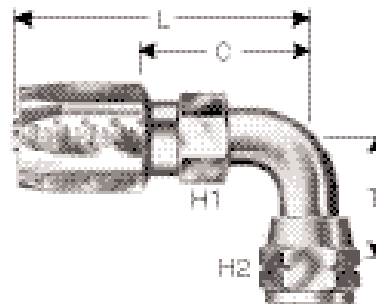


Descr	#			⌀		🌀	H1	H2	T	L		C		
				"	mm		"	"	"	mm	"	mm	"	mm
6C5-6RFSX45	88485	G34202-0606	7235-04855	5/16	7.9	5/8-18	1/2	3/4	0.41	10.4	2.42	61.5	1.47	37.3
12C5-12RFSX45	88488	G34202-1212	7235-04885	5/8	15.9	1 1/16-14	7/8	1 1/4	0.74	18.8	4.27	108.5	2.71	68.8

Female SAE 45° Flare Swivel – 90° Bent Tube



SAE 45° Flare Swivel Female (FSX)



Descr	#			⌀		🌀	H1	H2	T	L		C		
				"	mm		"	"	"	mm	"	mm	"	mm
6C5-6RFSX90	88491	G34205-0606	7235-04915	5/16	7.9	5/8-18	1/2	3/4	0.84	21.3	2.28	57.9	1.33	33.8
6C5-6RFSX90L	86497	G34206-0606	7235-86497	5/16	7.9	5/8-18	1/2	3/4	2.19	55.6	2.28	57.9	1.22	31.0
12C5-12RFSX90	88494	G34205-1212	7235-04945	5/8	15.9	1 1/16-14	7/8	1 1/4	1.81	46.0	4.72	119.9	2.66	67.6
12C5-12RFSX90L	86376	G34206-1212	7235-86376	5/8	15.9	1 1/16-14	7/8	1 1/4	3.75	95.3	4.22	107.2	2.16	54.9

EQUIPMENT

HOSE/CPLG. SELECTION

TECH. DATA

EXT. & VERY HIGH PRESS. HOSE

GS CPLGS.

PCM CPLGS.

PCS CPLGS.

HIGH & MED. PRESS. HOSE

MEGACRIMP® CPLGS.

PC CPLGS.

FIELD ATTACHABLE CPLGS.

AIR BRAKE HOSE & CPLGS.

MEGATECH® C5 HOSE & CPLGS.

LOW PRESS. HOSE & CPLGS.

C14 HOSE & CPLGS.

POLARSEAL® HOSE & CPLGS.

PWR. STG. HOSE & CPLGS.

THERMO-PLASTIC HOSE & CPLGS.

ADAPTERS

QUICK DISCONNECT CPLGS.

ACCESSORIES & ASSORTMENTS

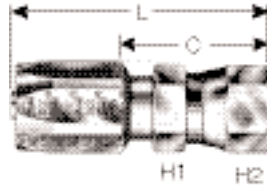
PART NUMBER INDEXES



EQUIPMENT
HOSE/CPLG. SELECTION
TECH. DATA
EXT. & VERY HIGH PRESS. HOSE
GS CPLGS.
PCM CPLGS.
PCS CPLGS.
HIGH & MED. PRESS. HOSE
MEGACRIMP® CPLGS.
PC CPLGS.
FIELD ATTACHABLE CPLGS.
AIR BRAKE HOSE & CPLGS.
MEGATECH® C5 HOSE & CPLGS.
LOW PRESS. HOSE & CPLGS.
C14 HOSE & CPLGS.
POLARSEAL® HOSE & CPLGS.
PWR. STG. HOSE & CPLGS.
THERMO-PLASTIC HOSE & CPLGS.
ADAPTERS
QUICK DISCONNECT CPLGS.
ACCESSORIES & ASSORTMENTS
PART NUMBER INDEXES

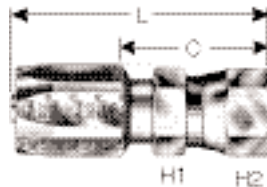
DOT FMVSS 106-74 Type AII

Dual Seat Female JIC 37°/SAE 45° Flare Swivel



Descr	#			⊕		🌀	H1	H2	L		C	
				"	mm		"	"	"	mm	"	mm
4C5-4RFJSX	88421	G34210-0404	7238-04215	3/16	4.8	7/16-20	9/16	9/16	1.92	48.8	1.22	31.0
5C5-4RFJSX	88471	G34210-0504	7238-04275	1/4	6.4	7/16-20	9/16	9/16	2.05	52.1	1.28	32.5
5C5-5RFJSX	88422	G34210-0505	7238-04225	1/4	6.4	1/2-20	11/16	11/16	2.11	53.6	1.34	34.0
6C5-8RFJSX	88472	G34210-0608	7238-04295	5/16	7.9	3/4-16	7/8	7/8	2.48	63.0	1.53	38.9
8C5-8RFJSX	88424	G34210-0808	7238-04245	13/32	10.3	3/4-16	7/8	7/8	2.75	69.9	1.63	41.4
10C5-8RFJSX	88474	G34210-1008	7238-04315	1/2	12.7	3/4-16	7/8	7/8	2.93	74.4	1.64	41.7
10C5-10RFJSX	88425	G34210-1010	7238-04255	1/2	12.7	7/8-14	1 1/16	1 1/16	3.10	78.7	1.81	46.0

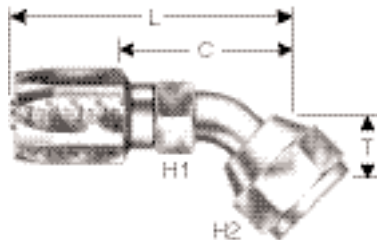
Dual Seat Female JIC 37°/SAE 45° Flare Swivel – Brass



Descr	#			⊕		🌀	H1	H2	L		C	
				"	mm		"	"	"	mm	"	mm
5C5-5RFJSXB	88388	G34210-0505B	7238-04005	1/4	6.4	7/16-20	11/16	11/16	2.11	53.6	1.34	34.0
8C5-8RFJSXB	88391	G34210-0808B	7238-04015	13/32	10.3	3/4-16	7/8	7/8	2.75	69.9	1.63	41.4
10C5-10RFJSXB	88392	G34210-1010B	7238-04025	1/2	12.7	7/8-14	1 1/16	1 1/16	3.10	78.7	1.81	46.0

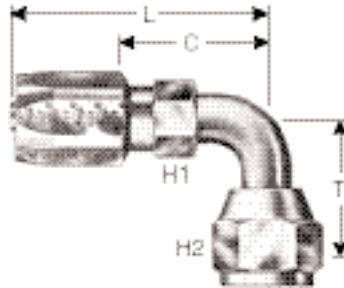
DOT FMVSS 106-74 Type AII

Dual Seat Female JIC 37°/SAE 45° Flare Swivel – 45° Bent Tube



Descr	#			⊕		🌀	H1	H2	T	L		C		
				"	mm		"	"	"	mm	"	mm	"	mm
4C5-4RFJSX45	88501	G34211-0404	7235-20005	3/16	4.8	7/16-20	7/16	9/16	0.34	8.6	1.90	48.3	1.21	30.7
5C5-5RFJSX45	88502	G34211-0505	7235-20015	1/4	6.4	1/2-20	7/16	5/8	0.38	9.7	2.11	53.6	1.34	34.0
6C5-8RFJSX45	88503	G34211-0608	7235-20045	5/16	7.9	3/4-16	5/8	7/8	0.56	14.2	2.71	68.8	1.76	44.7
8C5-8RFJSX45	88504	G34211-0808	7235-20025	13/32	10.3	3/4-16	5/8	7/8	0.56	14.2	2.98	75.7	1.86	47.2
10C5-10RFJSX45	88505	G34211-1010	7235-20035	1/2	12.7	7/8-14	3/4	1	0.63	16.0	3.60	91.4	2.31	58.7

Dual Seat Female JIC 37°/SAE 45° Flare Swivel – 90° Bent Tube

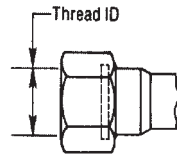


Descr	#			⊕		🌀	H1	H2	T		L		C	
				"	mm		"	"	"	mm	"	mm	"	mm
4C5-4RFJSX90	88511	G34212-0404	7235-20105	3/16	4.8	7/16-20	7/16	9/16	0.69	17.5	1.78	45.2	1.08	27.4
4C5-4RFJSX90L	88521	G34213-0404	7235-20205	3/16	4.8	7/16-20	7/16	9/16	1.81	46.0	1.78	45.2	1.08	27.4
5C5-5RFJSX90	88512	G34212-0505	7235-20115	1/4	6.4	1/2-20	7/16	5/8	0.78	19.8	2.02	51.3	1.25	31.8
5C5-5RFJSX90L	88522	G34213-0505	7235-20215	1/4	6.4	1/2-20	7/16	5/8	1.79	45.5	2.02	51.3	1.25	31.8
8C5-8RFJSX90	88514	G34212-0808	7235-20125	13/32	10.3	3/4-16	5/8	7/8	1.09	27.7	2.79	70.9	1.67	42.4
8C5-8RFJSX90L	88524	G34213-0808	7235-20225	13/32	10.3	3/4-16	5/8	7/8	2.44	62.0	2.79	70.9	1.67	42.4
10C5-10RFJSX90	88515	G34212-1010	7235-20135	1/2	12.7	7/8-14	3/4	1	1.25	31.8	3.41	86.6	2.12	53.8
10C5-10RFJSX90L	88525	G34213-1010	7235-20235	1/2	12.7	7/8-14	3/4	1	2.56	65.0	3.41	86.6	2.12	53.8

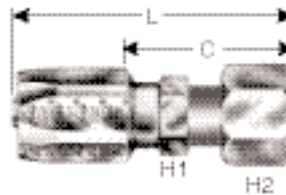
DOT FMVSS 106-74 Type AII

Female Flat-Face Swivel

SAE J1453 O-Ring Face Seal.



Female Flat-Face O-Ring Swivel (FFORX)



Descr	#			⊕		🌀	H1	H2	L		C	
				"	mm		"	"	"	mm	"	mm
4C5-4RFFORX	86438	G34230-0404	7238-01505	3/16	4.8	9/16-18	9/16	11/16	2.07	52.6	1.32	33.5
6C5-6RFFORX	86448	G34230-0606	7238-01265	5/16	7.9	11/16-16	1/2	13/16	2.53	64.3	1.58	40.1
8C5-8RFFORX	86450	G34230-0808	7238-01535	13/32	10.3	13/16-16	13/16	15/16	2.92	74.3	1.77	45.1
10C5-10RFFORX	86460	G34230-1010	7238-01545	1/2	12.7	1-14	15/16	1 1/8	3.23	82.0	1.94	49.3
12C5-12RFFORX	86470	G34230-1212	7238-01555	5/8	15.9	1 3/16-12	7/8	1 3/8	3.70	94.0	2.12	53.8

EQUIPMENT

HOSE/CPLG. SELECTION

TECH. DATA

EXT. & VERY HIGH PRESS. HOSE

GS CPLGS.

PCM CPLGS.

PCS CPLGS.

HIGH & MED. PRESS. HOSE

MEGACRIMP® CPLGS.

PC CPLGS.

FIELD ATTACHABLE CPLGS.

AIR BRAKE HOSE & CPLGS.

MEGATECH® C5 HOSE & CPLGS.

LOW PRESS. HOSE & CPLGS.

C14 HOSE & CPLGS.

POLARSEAL® HOSE & CPLGS.

PWR. STG. HOSE & CPLGS.

THERMO-PLASTIC HOSE & CPLGS.

ADAPTERS

QUICK DISCONNECT CPLGS.

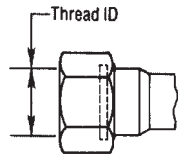
ACCESSORIES & ASSORTMENTS

PART NUMBER INDEXES

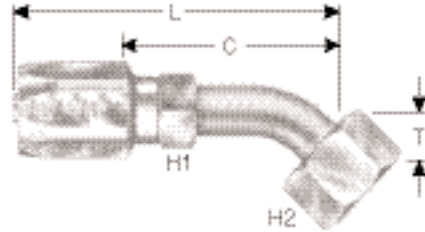


Female Flat-Face Swivel – 45° Bent Tube

SAE J1453 O-Ring Face Seal.



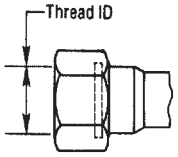
Female Flat-Face O-Ring Swivel (FFORX)



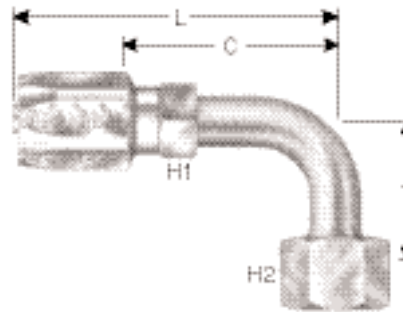
Descr	#			⌀		🌀	H1	H2	T		L		C	
				"	mm		"	"	"	mm	"	mm	"	mm
4C5-4RFFORX45	86439	G34235-0404	7235-05275	3/16	4.8	9/16-18	1/2	11/16	0.41	10.4	2.42	61.5	1.67	42.4

Female Flat-Face Swivel – 90° Bent Tube

SAE J1453 O-Ring Face Seal.



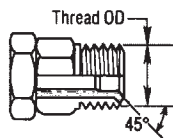
Female Flat-Face O-Ring Swivel (FFORX)



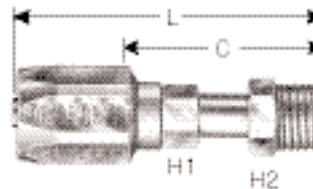
Descr	#			⌀		🌀	H1	H2	T		L		C	
				"	mm		"	"	"	mm	"	mm	"	mm
4C5-4RFFORX90	86440	G34240-0404	7235-05285	3/16	4.8	9/16-18	1/2	11/16	0.82	20.8	2.17	55.1	1.42	36.1
6C5-6RFFORX90S	86449	G34239-0606	7235-05305	5/16	7.9	11/16-16	1/2	13/16	0.90	22.9	2.77	70.4	1.82	46.2

DOT FMVSS 106-74 Type AII

Male SAE 45° Flare Inverted Swivel



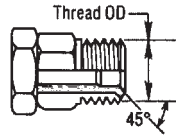
SAE Inverted Flare Swivel Male (MIX)



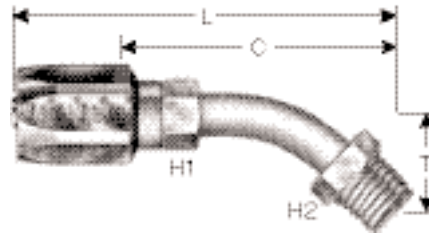
Descr	#			⌀		🌀	H1	H2	L		C	
				"	mm		"	"	"	mm	"	mm
4C5-4RMIX	86372	G34500-0404	7235-86372	3/16	4.8	7/16-24	7/16	7/16	2.41	61.2	1.71	43.4
5C5-5RMIX	86381	G34500-0505	7235-86381	1/4	6.4	1/2-20	7/16	1/2	2.63	66.8	1.84	46.7
5C5-6RMIX	86367	G34500-0506	7235-01025	1/4	6.4	5/8-18	1/2	5/8	2.59	65.8	1.82	46.2
6C5-5RMIX	86380	G34500-0605	7235-01035	5/16	7.9	1/2-20	1/2	1/2	2.60	66.0	1.65	41.9
6C5-6RMIX	86382	G34500-0606	7235-86382	5/16	7.9	5/8-18	1/2	5/8	2.86	72.6	1.91	48.5
6C5-8RMIX	86383	G34500-0608	7235-01055	5/16	7.9	3/4-18	5/8	3/4	3.23	82.0	2.28	57.9
8C5-6RMIX	86361	G34500-0806	7235-01065	13/32	10.3	5/8-18	5/8	5/8	3.13	79.5	2.01	51.1
8C5-8RMIX	86384	G34500-0808	7235-01075	13/32	10.3	3/4-18	5/8	3/4	3.49	88.6	2.37	60.2



Male SAE 45° Flare Inverted Swivel – 45° Bent Tube



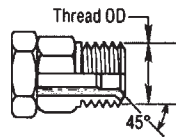
SAE Inverted Flare Swivel Male (MIX)



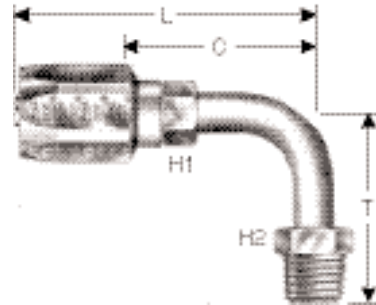
Descr	#			⌀		🌀	H1	H2	T		L		C	
				"	mm		"	"	"	mm	"	mm	"	mm
4C5-4RMIX45	86368	G34502-0404	7235-05005	3/16	4.8	7/16-24	7/16	7/16	0.62	15.7	2.18	55.4	1.48	37.6
6C5-6RMIX45	86369	G34502-0606	7235-05015	5/16	7.9	5/8-18	1/2	5/8	0.94	23.9	3.03	77.0	2.09	53.1
8C5-8RMIX45	86370	G34502-0808	7235-05025	13/32	10.3	3/4-18	5/8	3/4	1.09	27.7	3.44	87.4	2.32	58.9

DOT FMVSS 106-74 Type AII

Male SAE 45° Flare Inverted Swivel – 90° Bent Tube

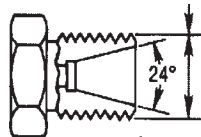


SAE Inverted Flare Swivel Male (MIX)

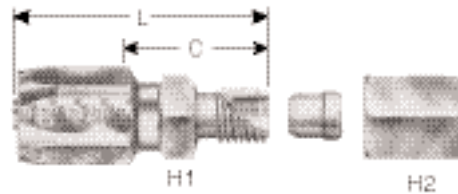


Descr	#			⌀		🌀	H1	H2	T		L		C	
				"	mm		"	"	"	mm	"	mm	"	mm
4C5-4RMIX90	86385	G34504-0404	7235-05105	3/16	4.8	7/16-24	7/16	7/16	1.56	39.6	2.17	55.1	1.47	37.3
5C5-5RMIX90	86386	G34504-0505	7235-86386	1/4	6.4	1/2-20	7/16	1/2	1.66	42.2	2.43	61.7	1.66	42.2
6C5-6RMIX90	86387	G34504-0606	7235-86387	5/16	7.9	5/8-18	1/2	5/8	1.69	42.9	2.64	67.1	1.69	42.9
6C5-8RMIX90	86377	G34504-0608	7235-05135	5/16	7.9	3/4-18	5/8	3/4	1.78	45.2	2.73	69.3	1.78	45.2
8C5-6RMIX90	86378	G34504-0806	7235-05145	13/32	10.3	5/8-18	5/8	5/8	1.69	42.9	2.81	71.4	1.69	42.9
8C5-8RMIX90	86379	G34504-0808	7235-05155	13/32	10.3	3/4-18	5/8	3/4	1.78	45.2	2.90	73.7	1.78	45.2

SAE Male Flareless Assembly



Solid Male (MFA)



Descr	#			⌀		🌀	H1	H2	L		C	
				"	mm		"	"	"	mm	"	mm
4C5-4RMFA	88431	G34510-0404	7236-04855	3/16	4.8	7/16-20	1/2	9/16	1.81	46.0	1.06	26.9
5C5-5RMFA	88432	G34510-0505	7236-04865	1/4	6.4	1/2-20	9/16	5/8	1.91	48.6	1.12	28.4
6C5-4RMFA	88433	G34510-0604	7236-04875	5/16	7.9	7/16-20	9/16	9/16	2.03	51.6	1.13	28.7
6C5-6RMFA	88434	G34510-0606	7236-04885	5/16	7.9	5/8-18	5/8	11/16	2.05	52.1	1.15	29.2
8C5-8RMFA	88435	G34510-0808	7236-04895	13/32	10.3	3/4-16	13/16	7/8	2.52	64.0	1.37	34.8
10C5-10RMFA	88436	G34510-1010	7236-04905	1/2	12.7	7/8-14	15/16	1	2.77	70.4	1.48	37.6

EQUIPMENT

HOSE/CPLG. SELECTION

TECH. DATA

EXT. & VERY HIGH PRESS. HOSE

GS CPLGS.

PCM CPLGS.

PCS CPLGS.

HIGH & MED. PRESS. HOSE

MEGACRIMP® CPLGS.

PC CPLGS.

FIELD ATTACHABLE CPLGS.

AIR BRAKE HOSE & CPLGS.

MEGATECH® C5 HOSE & CPLGS.

LOW PRESS. HOSE & CPLGS.

C14 HOSE & CPLGS.

POLARSEAL® HOSE & CPLGS.

PWR. STG. HOSE & CPLGS.

THERMO-PLASTIC HOSE & CPLGS.

ADAPTERS

QUICK DISCONNECT CPLGS.

ACCESSORIES & ASSORTMENTS

PART NUMBER INDEXES



EQUIPMENT

HOSE/CPLG. SELECTION

TECH. DATA

EXT. & VERY HIGH PRESS. HOSE

GS CPLGS.

PCM CPLGS.

PCS CPLGS.

HIGH & MED. PRESS. HOSE

MEGACRIMP® CPLGS.

PC CPLGS.

FIELD ATTACHABLE CPLGS.

AIR BRAKE HOSE & CPLGS.

MEGATECH[®] C5 HOSE & CPLGS.

LOW PRESS. HOSE & CPLGS.

C14 HOSE & CPLGS.

POLARSEAL® HOSE & CPLGS.

PWR. STG. HOSE & CPLGS.

THERMO-PLASTIC HOSE & CPLGS.

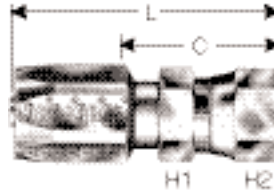
ADAPTERS

QUICK DISCONNECT CPLGS.

ACCESSORIES & ASSORTMENTS

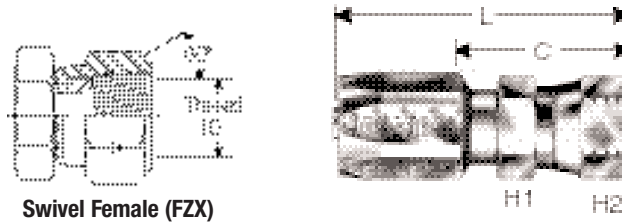
PART NUMBER INDEXES

Female Air Brake Swivel



Descr	#			⊕		🌀	H1	H2	L		C	
				"	mm		"	"	"	mm	"	mm
6C5-6RFABX	86458	G34540-0606	7238-04425	5/16	7.9	3/4-20	7/8	7/8	2.29	58.2	1.34	34.0
8C5-6RFABX	86459	G34540-0806	7238-04435	13/32	10.3	3/4-20	7/8	7/8	2.60	66.0	1.48	37.6

Parker Triple – Thread Female Swivel



Swivel Female (FZX)

Descr	#			⊕		🌀	H1	H2	L		C	
				"	mm		"	"	"	mm	"	mm
16C5-16RFZX	86461	G34562-1616	7238-86461	7/8	22.2	1 5/16-14	1-1/2	1-1/2	2.90	73.7	1.72	43.7



DOT FMVSS 106 Type AI, SAE J1019 and SAE J1402 Type AI (-4 to -12)

Recommended For: Air brake hose, power steering (CAUTION: Intended for heavy-duty commercial vehicle use only), fuel filter, engine and transmission coolant lines, and hot (+300°F) lube oil lines.

Tube: Black, oil and heat resistant, synthetic rubber (Nitrile – Type C)*.

Reinforcement: One braid of high tensile steel wire over one braid of polyester.

Cover: Black, oil and heat resistant, textile braid impregnated with synthetic rubber. Green stripe for easy identification.

Temperature Range: -40°F to +300°F (-40°C to +149°C). Air +250°F (+121°C) maximum only. For water emulsions, etc., see page C8.

Couplings (see crimp manual for specifics):

C5E Field Attachable Couplings, pages F63–68.

Permanent PC Couplings (thru -12), pages E52–68.



NOTE: Federal law requires registration with the Department of Transportation for anyone producing air brake hose assemblies with swaged or crimped fittings. See Engineering & Technical Data Section for compliance.

SPECIFICATIONS

Description	Part No. (50' Length)	Part No. (Bulk Carton)	Part No. (Bulk Reel)	Product No. (Bulk Carton)	Hose I.D. (In.)	Hose O.D. (In.)	Working Pressure (psi)	Min. Burst Pressure (psi)	Min. Bend Radius (In.)	Approx. Bulk Carton Length (Ft.)	Bulk Reel Length (Ft.)
4C5E	85690	70190	70530	3658-0200	3/16	0.49	1,500	6,000	0.8	400	440
5C5E	85691	70191	70531	3658-0201	1/4	0.55	1,500	6,000	1.0	350	385
6C5E	85692	70192	70532	3658-0202	5/16	0.61	1,500	6,000	1.3	225	385
8C5E	85693	70193	70533	3658-0203	13/32	0.73	1,250	5,000	1.8	475	330
10C5E	85694	70194	70534	3658-0204	1/2	0.83	1,250	5,000	2.3	330	275
12C5E	85695	70195	70535	3658-0205	5/8	0.95	750	3,000	2.8	200	220
16C5E	85696	70196	70536	3658-0206	7/8	1.20	400	1,600	3.5	275	165
20C5E	85697 ^o	70197	—	3658-0207	1-1/8	1.49	300	1,250	4.5	100	—

^o 25 ft. length.

EQUIPMENT

HOSE/CPLG. SELECTION

TECH. DATA

EXT. & VERY HIGH PRESS. HOSE

GS CPLGS.

PCM CPLGS.

PCS CPLGS.

HIGH & MED. PRESS. HOSE

MEGACRIMP[®] CPLGS.

PC CPLGS.

FIELD ATTACHABLE CPLGS.

AIR BRAKE HOSE & CPLGS.

MEGATECH[®] C5 HOSE & CPLGS.

LOW PRESS. HOSE & CPLGS.

C14 HOSE & CPLGS.

POLARSEAL[®] HOSE & CPLGS.

PWR. STG. HOSE & CPLGS.

THERMO-PLASTIC HOSE & CPLGS.

ADAPTERS

QUICK DISCONNECT CPLGS.

ACCESSORIES & ASSORTMENTS

PART NUMBER INDEXES

* Hose stock specifications on page C7.



The World's Most Trusted Name in Belts, Hose and Hydraulics.

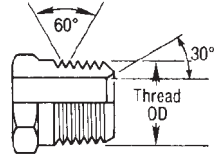
www.gates.com

F59

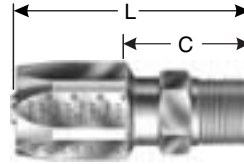
Field Attachable Couplings for C5E Hose – G35 Series

DOT FMVSS Type AI (No mandrel required)

Male Pipe (NPTF – 30° Cone Seat)



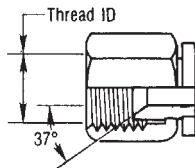
NPTF Solid Male (MP)



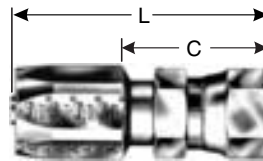
H1

Descr	#			⊕		🌀	H1		L		C	
				"	mm		"	"	"	mm	"	mm
4C5E-2RMP	88100	G35100-0402	7236-00755	3/16	4.8	1/8-27	1/2	1.53	38.9	0.81	20.6	
4C5E-4RMP	88101	G35100-0404	7236-00765	3/16	4.8	1/4-18	9/16	1.75	44.5	1.03	26.2	
5C5E-4RMP	88102	G35100-0504	7236-00775	1/4	6.4	1/4-18	9/16	1.76	44.7	0.96	24.4	
6C5E-4RMP	88103	G35100-0604	7236-00785	5/16	7.9	1/4-18	9/16	1.85	47.0	1.00	25.4	
6C5E-6RMP	88104	G35100-0606	7236-00795	5/16	7.9	3/8-18	11/16	1.89	48.0	1.04	26.4	
8C5E-6RMP	88105	G35100-0806	7236-00805	13/32	10.3	3/8-18	11/16	2.19	55.6	1.19	30.2	
8C5E-8RMP	88106	G35100-0808	7236-00815	13/32	10.3	1/2-14	7/8	2.29	58.2	1.29	32.8	
10C5E-8RMP	88107	G35100-1008	7236-00825	1/2	12.7	1/2-14	7/8	2.38	60.5	1.31	33.3	
12C5E-12RMP	88108	G35100-1212	7236-00835	5/8	15.9	3/4-14	1 1/16	2.59	65.8	1.44	36.6	
12C5E-16RMP	88109	G35100-1216	7236-00845	5/8	15.9	1-11 1/2	1 3/8	2.87	72.9	1.72	43.7	
16C5E-12RMP	88112	G35100-1612	7236-00865	7/8	22.2	3/4-14	1 1/16	2.49	63.2	1.43	36.3	
16C5E-16RMP	88110	G35100-1616	7236-00855	7/8	22.2	1-11 1/2	1 3/8	2.80	71.1	1.74	44.2	
20C5E-20RMP	88111	G35100-2020	7236-00885	1 1/8	28.6	1 1/4-11 1/2	1 3/4	2.92	74.2	1.80	45.7	

Female JIC 37° Flare Swivel



JIC 37° Flare Female (FJX)



H1

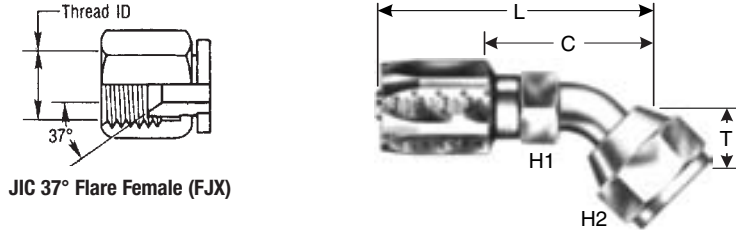
H2

Descr	#			⊕		🌀	H1		H2		L		C	
				"	mm		"	"	"	mm	"	mm		
6C5E-6RFJX	88127	G35170-0606	7238-01025	5/16	7.9	9/16-18	3/4	3/4	2.04	51.8	1.19	30.2		
12C5E-12RFJX	88130	G35170-1212	7238-01055	5/8	15.9	1 1/16-12	1 1/4	1 1/4	2.92	74.2	1.78	45.2		
16C5E-16RFJX	88131	G35170-1616	7238-01065	7/8	22.2	1 5/16-12	1 1/2	1 1/2	2.90	73.7	1.84	46.7		
20C5E-20RFJX	88133	G35170-2020	7238-01215	1 1/8	28.6	1 5/8-12	1 9/16	2	3.34	84.8	2.20	55.9		



DOT FMVSS Type AI (No mandrel required)

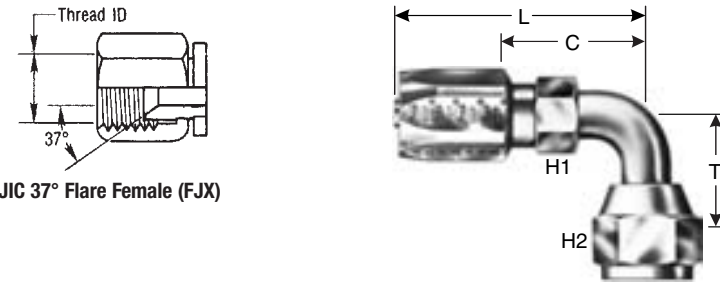
Female JIC 37° Flare Swivel – 45° Bent Tube



JIC 37° Flare Female (FJX)

Descr	#			⊕		🌀	H1	H2	T		L		C	
				"	mm		"	"	"	mm	"	mm	"	mm
6C5E-6RFJX45	88072	G35175-0606	7235-20415	5/16	7.9	9/16-18	1/2	11/16	0.41	10.4	2.33	59.2	1.48	37.6
12C5E-12RFJX45	88075	G35175-1212	7235-20455	5/8	15.9	1 1/16-12	7/8	1 1/4	0.78	19.8	3.63	92.2	2.49	63.2

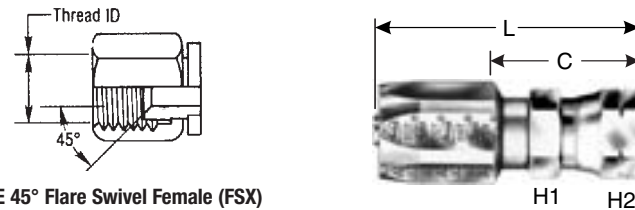
Female JIC 37° Flare Swivel – 90° Bent Tube



JIC 37° Flare Female (FJX)

Descr	#			⊕		🌀	H1	H2	T		L		C	
				"	mm		"	"	"	mm	"	mm	"	mm
6C5E-6RFJX90	88082	G35180-0606	7235-00305	5/16	7.9	9/16-18	1/2	11/16	0.84	21.3	2.21	56.1	1.36	34.5
12C5E-12RFJX90	88085	G35180-1212	7235-00265	5/8	15.9	1 1/16-12	7/8	1 1/4	1.81	46.0	3.58	90.9	2.44	62.0
16C5E-16RFJX90	88086	G35180-1616	7235-00285	7/8	22.2	1 5/16-13	1 1/4	1 1/2	2.16	54.9	3.72	94.5	2.66	67.6

Female SAE 45° Flare Swivel



SAE 45° Flare Swivel Female (FSX)

Descr	#			⊕		🌀	H1	H2	L		C	
				"	mm		"	"	"	mm	"	mm
6C5E-6RFSX	88116	G35200-0606	7238-00955	5/16	7.9	5/8-18	3/4	3/4	2.13	54.1	1.28	32.5
12C5E-12RFSX	88119	G35200-1212	7238-00985	5/8	15.9	1 1/16-14	1 1/4	1 1/4	2.94	74.7	1.80	45.7

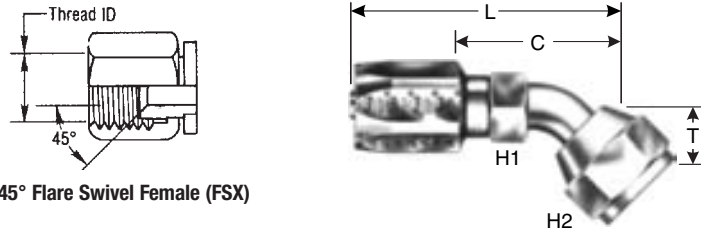
EQUIPMENT
HOSE/CPLG. SELECTION
TECH. DATA
EXT. & VERY HIGH PRESS. HOSE
GS CPLGS.
PCM CPLGS.
PCS CPLGS.
HIGH & MED. PRESS. HOSE
MEGACRIMP® CPLGS.
PC CPLGS.
FIELD ATTACHABLE CPLGS.
AIR BRAKE HOSE & CPLGS.
MEGATECH® C5 HOSE & CPLGS.
LOW PRESS. HOSE & CPLGS.
C14 HOSE & CPLGS.
POLARSEAL® HOSE & CPLGS.
PWR. STG. HOSE & CPLGS.
THERMO-PLASTIC HOSE & CPLGS.
ADAPTERS
QUICK DISCONNECT CPLGS.
ACCESSORIES & ASSORTMENTS
PART NUMBER INDEXES



Field Attachable Couplings for C5E Hose – G35 Series

DOT FMVSS Type AI (No mandrel required)

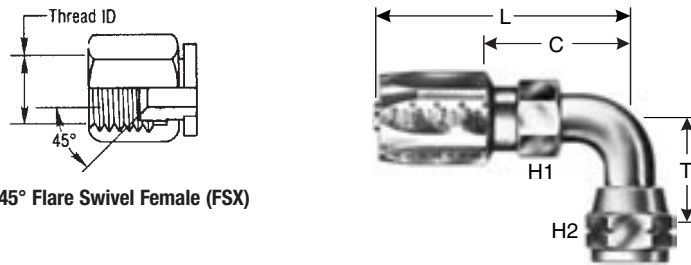
Female SAE 45° Flare Swivel – 45° Bent Tube



SAE 45° Flare Swivel Female (FSX)

Descr	#			⊕		🌀	H1	H2	T		L		C	
				"	mm		"	"	"	mm	"	mm	"	mm
6C5E-6RFSX45	88071	G35202-0606	7235-20425	5/16	7.9	5/8-18	1/2	3/4	0.41	10.4	2.33	59.2	1.48	37.6
12C5E-12RFSX45	88076	G35202-1212	7235-20465	5/8	15.9	1 1/16-14	7/8	1 1/4	0.78	19.8	3.63	92.2	2.49	63.2

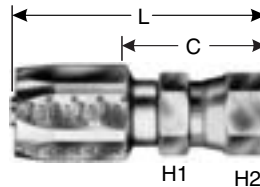
Female SAE 45° Flare Swivel – 90° Bent Tube



SAE 45° Flare Swivel Female (FSX)

Descr	#			⊕		🌀	H1	H2	T		L		C	
				"	mm		"	"	"	mm	"	mm	"	mm
6C5E-6RFSX90	88089	G35205-0606	7235-00315	5/16	7.9	5/8-18	1/2	3/4	0.84	21.3	2.21	56.1	1.36	34.5
12C5E-12RFSX90	88090	G35205-1212	7235-00275	5/8	15.9	1 1/16-14	7/8	1 1/4	1.81	46.0	3.58	90.9	2.44	62.0

Dual Seat Female JIC 37°/SAE 45° Flare Swivel

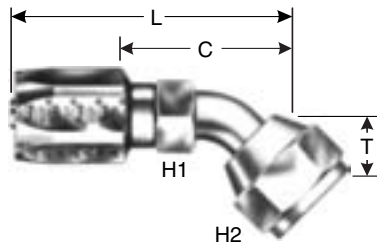


Descr	#			⊕		🌀	H1	H2	L		C	
				"	mm		"	"	"	mm	"	mm
4C5E-4RFJSX	88125	G35210-0404	7238-01005	3/16	4.8	7/16-20	1/2	9/16	1.82	46.2	1.10	27.9
5C5E-5RFJSX	88126	G35210-0505	7238-01015	1/4	6.3	1/2-20	1/2	11/16	2.00	50.8	1.21	30.7
8C5E-8RFJSX	88128	G35210-0808	7238-01035	13/32	10.3	3/4-16	7/8	7/8	2.45	62.2	1.45	36.8
10C5E-10RFJSX	88129	G35210-1010	7238-01045	1/2	12.7	7/8-14	1 1/16	1 1/16	2.72	69.1	1.65	41.9



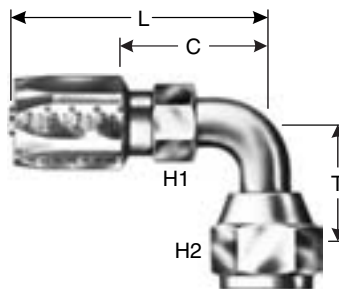
DOT FMVSS Type AI (No mandrel required)

Dual Seat Female JIC 37°/SAE 45° Flare Swivel – 45° Bent Tube



Descr	#			⊕		🌀	H1	H2	T		L		C	
				"	Mm		"	"	"	mm	"	mm	"	mm
4C5E-4RFJSX45	88070	G35211-0404	7235-20405	3/16	4.8	7/16-20	1/2	9/16	0.34	8.6	1.92	48.8	1.20	30.5
8C5E-8RFJSX45	88073	G35211-0808	7235-20435	13/32	10.3	3/4-16	11/16	7/8	0.56	14.2	2.73	69.3	1.73	43.9
10C5E-10RFJSX45	88074	G35211-1010	7235-20445	1/2	12.7	7/8-14	3/4	1	0.63	16.0	3.17	80.5	2.11	53.6

Dual Seat Female JIC 37°/SAE 45° Flare Swivel – 90° Bent Tube



Descr	#			⊕		🌀	H1	H2	T		L		C	
				"	mm		"	"	"	mm	"	mm	"	mm
4C5E-4RFJSX90	88061	G35212-0404	7235-20305	3/16	4.8	7/16-20	1/2	9/16	0.69	17.5	1.72	43.7	1.00	25.4
8C5E-8RFJSX90	88064	G35212-0808	7235-20315	13/32	10.3	3/4-16	11/16	7/8	1.09	27.7	2.54	64.5	1.54	39.1
10C5E-10RFJSX90	88065	G35212-1010	7235-20325	1/2	12.7	7/8-14	3/4	1	1.25	31.8	2.97	75.4	1.91	48.5

EQUIPMENT

HOSE/CPLG. SELECTION

TECH. DATA

EXT. & VERY HIGH PRESS. HOSE

GS CPLGS.

PCM CPLGS.

PCS CPLGS.

HIGH & MED. PRESS. HOSE

MEGACRIMP® CPLGS.

PC CPLGS.

FIELD ATTACHABLE CPLGS.

AIR BRAKE HOSE & CPLGS.

MEGATECH® C5 HOSE & CPLGS.

LOW PRESS. HOSE & CPLGS.

C14 HOSE & CPLGS.

POLARSEAL® HOSE & CPLGS.

PWR. STG. HOSE & CPLGS.

THERMO-PLASTIC HOSE & CPLGS.

ADAPTERS

QUICK DISCONNECT CPLGS.

ACCESSORIES & ASSORTMENTS

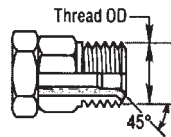
PART NUMBER INDEXES



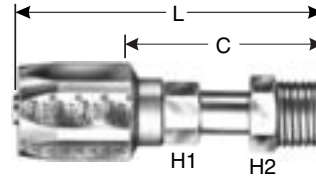
Field Attachable Couplings for C5E Hose – G35 Series

DOT FMVSS Type AI (No mandrel required)

Male SAE 45° Flare Inverted Swivel

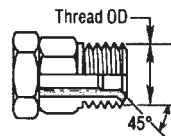


SAE Inverted Flare Swivel Male (MIX)

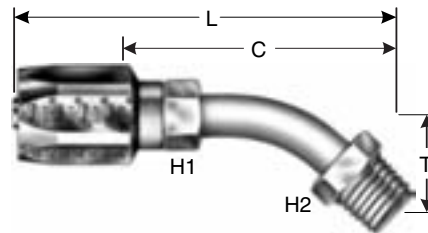


Descr	#			⊕		🌀	H1	H2	L		C	
				"	mm		"	"	"	mm	"	mm
4C5E-4RMIX	88150	G35500-0404	7235-02855	3/16	4.8	7/16-24	1/2	7/16	2.05	52.1	1.33	33.8
5C5E-5RMIX	88151	G35500-0505	7235-02865	1/4	6.3	1/2-20	1/2	1/2	2.26	57.4	1.45	36.8
6C5E-5RMIX	88152	G35500-0605	7235-02875	5/16	7.9	1/2-20	1/2	1/2	2.39	60.7	1.54	39.1
6C5E-6RMIX	88153	G35500-0606	7235-02885	5/16	7.9	5/8-18	1/2	5/8	2.71	68.8	1.86	47.2
8C5E-8RMIX	88154	G35500-0808	7235-02895	13/32	10.3	3/4-18	11/16	3/4	3.24	82.3	2.24	56.9

Male SAE 45° Flare Inverted Swivel – 45° Bent Tube

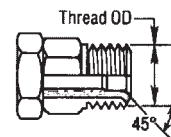


SAE Inverted Flare Swivel Male (MIX)

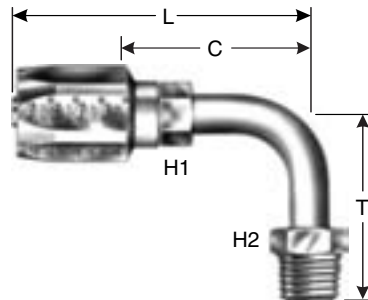


Descr	#			⊕		🌀	H1	H2	T	L		C		
				"	mm		"	"	"	mm	"	mm	"	mm
6C5E-6RMIX45	88145	G35502-0606	7235-02795	5/16	7.9	5/8-18	1/2	5/8	0.84	21.3	3.79	96.3	2.94	74.7
8C5E-8RMIX45	88146	G35502-0808	7235-02905	13/32	10.3	3/4-18	11/16	3/4	1.09	27.7	4.24	107.7	3.24	82.3

Male SAE 45° Flare Inverted Swivel – 90° Bent Tube



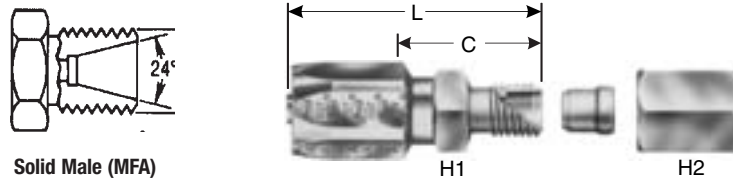
SAE Inverted Flare Swivel Male (MIX)



Descr	#			⊕		🌀	H1	H2	T	L		C		
				"	mm		"	"	"	mm	"	mm	"	mm
4C5E-4RMIX90	88135	G35504-0404	7235-02805	3/16	4.8	7/16-24	1/2	7/16	1.25	31.8	2.05	52.1	1.33	33.8
5C5E-5RMIX90	88136	G35504-0505	7235-02815	1/4	6.3	1/2-20	1/2	1/2	1.50	38.1	2.25	57.2	1.46	37.1
6C5E-5RMIX90	88137	G35504-0605	7235-02825	5/16	7.9	1/2-20	1/2	1/2	1.50	38.1	2.39	60.7	1.54	39.1
6C5E-6RMIX90	88138	G35504-0606	7235-02835	5/16	7.9	5/8-18	1/2	5/8	1.63	41.4	2.71	68.8	1.86	47.2
8C5E-8RMIX90	88139	G35504-0808	7235-02845	13/32	10.3	3/4-18	11/16	3/4	2.00	50.8	3.24	82.3	2.24	56.9

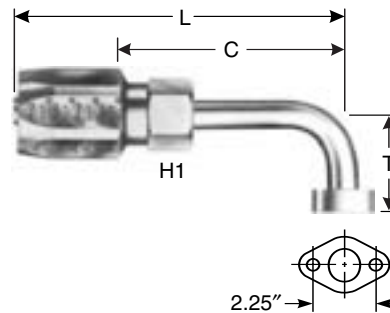
Field Attachable Couplings for C5E Hose – G35 Series

SAE Male Flareless Assembly



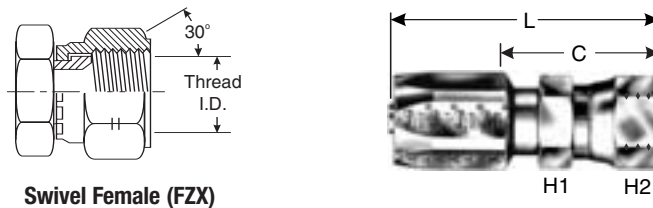
Descr	#			⊕		🌀	H1	H2	L		C	
				"	mm		"	"	"	mm	"	mm
4C5E-4RMFA	88091	G35510-0404	7236-04955	3/16	4.8	7/16-20	1/2	9/16	1.68	42.7	0.96	24.5
5C5E-5RMFA	88092	G35510-0505	7236-04965	1/4	6.3	1/2-20	9/16	5/8	1.72	43.7	0.92	23.4
6C5E-4RMFA	88093	G35510-0604	7236-04975	5/16	7.9	7/16-20	9/16	9/16	2.12	53.8	1.01	25.7
6C5E-6RMFA	88094	G35510-0606	7236-04985	5/16	7.9	5/8-18	5/8	11/16	1.87	47.6	1.03	26.2
8C5E-8RMFA	88095	G35510-0808	7236-04995	13/32	10.3	3/4-16	13/16	7/8	2.15	54.6	1.15	29.2
10C5E-10RMFA	88096	G35510-1010	7236-05005	1/2	12.7	7/8-14	15/16	1	2.34	59.6	1.27	32.3

Special Flange – 90° – Engine Oil Connection (Code 61 – 2 bolt)



Descr	#			⊕		H1	T	L		C		
				"	mm	"	"	mm	mm	"	mm	
20C5E-20RFL0S90	88120	G35342-2020	7235-20355	1 1/8	28.6	1 9/16	2.50	63.5	4.95	125.7	3.82	97.0

Parker-Triple Thread Female Swivel



Descr	#			⊕		🌀	H1	H2	L		C	
				"	mm		"	"	"	mm	"	mm
16C5E-16RFZX	88132	G35562-1616	7238-01075	7/8	22.2	1 5/16-14	1 1/2	1 1/2	2.74	69.6	1.68	42.7

EQUIPMENT

HOSE/CPLG. SELECTION

TECH. DATA

EXT. & VERY HIGH PRESS. HOSE

GS CPLGS.

PCM CPLGS.

PCS CPLGS.

HIGH & MED. PRESS. HOSE

MEGACRIMP® CPLGS.

PC CPLGS.

FIELD ATTACHABLE CPLGS.

AIR BRAKE HOSE & CPLGS.

MEGATECH® C5 HOSE & CPLGS.

LOW PRESS. HOSE & CPLGS.

C14 HOSE & CPLGS.

POLARSEAL® HOSE & CPLGS.

PWR. STG. HOSE & CPLGS.

THERMO-PLASTIC HOSE & CPLGS.

ADAPTERS

QUICK DISCONNECT CPLGS.

ACCESSORIES & ASSORTMENTS

PART NUMBER INDEXES



EQUIPMENT

HOSE/CPLG. SELECTION

TECH. DATA

EXT. & VERY HIGH PRESS. HOSE

GS CPLGS.

PCM CPLGS.

PCS CPLGS.

HIGH & MED. PRESS. HOSE

MEGACRIMP® CPLGS.

PC CPLGS.

FIELD ATTACHABLE CPLGS.

AIR BRAKE HOSE & CPLGS.

MEGATECH® C5 HOSE & CPLGS.

LOW PRESS. HOSE & CPLGS.

C14 HOSE & CPLGS.

POLARSEAL® HOSE & CPLGS.

PWR. STG. HOSE & CPLGS.

THERMO-PLASTIC HOSE & CPLGS.

ADAPTERS

QUICK DISCONNECT CPLGS.

ACCESSORIES & ASSORT-MENTS

PART NUMBER INDEXES

Recommended For: Petroleum-base hydraulic oils, glycol anti-freeze compounds, water, engine lubricating oils and air. Lock-on hose and couplings are **NOT** recommended for vibration or pressure surge applications, such as permanent piping in residential or commercial buildings. Meets SAE 30R2, SAE 30R6 and SAE 30R7 performance requirements for fuel and B100 biodiesel fuel transfer applications up to +125°F.

Tube: Black, oil resistant synthetic rubber (Nitrile – Type C)*.

Reinforcement: One fiber braid.

Cover: Oil and mildew resistant textile braid, impregnated with synthetic rubber.

Temperature Range: -40°F to +250°F (-40°C to +121°C). For air: -40°F to +160°F (-40°C to +71°C). For water emulsions, etc., see page C8.

Couplings: Field Attachable LOC Couplings, pages G3-9. GLP Couplings, pages G16–18.



SPECIFICATIONS

Description	Part No. (50' Length)	Part No. (Bulk Reel)	Product No. (Bulk Reel)	Hose I.D. (In.)	Hose O.D. (In.)	Working Pressure (psi)	Min. Burst Pressure (psi)	Min. Bend Radius (In.)	Approx. Bulk Reel Length (Ft.)
4LOC	86691	70030	4319-0112	1/4	0.52	300	1,000	3.0	250
6LOC	86692	70031	4319-0113	3/8	0.64	300	1,000	3.0	350
8LOC	86693	70032	4319-0114	1/2	0.80	300	1,000	5.0	350
10LOC	—	70033	4319-0115	5/8	0.90	300	1,000	6.0	300
12LOC	—	70034	4319-0116	3/4	1.00	300	1,000	7.0	200

MegaTech™ LOC Hose

Low Pressure

Recommended For: High-temperature (300°F) transmission oil cooler lines, pressurized hot oil return lines and turbocharger oil supply lines. Meets or exceeds SAE J1019 performance specifications for high-temperature transmission and lubricating oil systems using petroleum base oils. **Not recommended for gasoline or diesel fuel applications.**

Tube: True-bore GTS black tube, specifically compounded for temperature and chemical resistance (CPE – Type J).

Reinforcement: One fiber braid.

Cover: Oil and mildew resistant textile braid, impregnated with synthetic rubber.

Temperature Range: -40°F to +300°F (-40°C to +149°C).

Couplings: MegaCrimp® Couplings (-16), pages E13–51. GLP Couplings (-4 to -12), pages G16–18. Field Attachable LOC Couplings, pages G3-9.



SPECIFICATIONS

Description	Part No. (Bulk Reel)	Product No. (Bulk Reel)	Hose I.D. (In.)	Hose O.D. (In.)	Working Pressure (psi)	Min. Burst Pressure (psi)	Min. Bend Radius (In.)	Approx. Bulk Reel Length (Ft.)
4MegaTech LOC	76993	4319-0106	1/4	0.50	300	1,200	3.0	250
6MegaTech LOC	76994	4319-0107	3/8	0.64	300	1,200	3.0	350
8MegaTech LOC	76995	4319-0108	1/2	0.78	300	1,200	5.0	350
10MegaTech LOC	76996	4319-0109	5/8	0.91	300	1,200	6.0	300
12MegaTech LOC	76997	4319-0110	3/4	1.08	300	1,200	7.0	200
16MegaTech LOC	76998	4319-0111	1	1.33	300	1,200	7.0	150

* Hose stock specifications on page C7.



(Black Cover Meets Flame Resistance Acceptance Designation "MSHA 2G")

Recommended For: Petroleum-base hydraulic oils, water, glycol antifreeze solutions, engine lubricating oils, and air. Lock-on hose and couplings are **NOT** recommended for pressure surge applications or critical applications, such as permanent piping in residential or commercial buildings. Do not use for gasoline or diesel fuels, unless approved by Gates H/C Product Application.

Tube: Black, oil-resistant synthetic rubber highly resistant to oil and heat (Nitrile – Type C)*.

Reinforcement: One fiber braid.

Cover: Oil- and abrasion-resistant synthetic rubber (Modified Nitrile – Type C₂)*. Available in black–Neoprene (LOLA), blue (LOLB), green (LOLG), red (LOLR), yellow (LOLY) and gray (LOLC) colors.

Temperature Range: -40°F to +212°F (-40°C to +100°C). For air: 160°F (+71°C) only. For water emulsions, etc., see page C8.

Couplings: Field Attachable LOC Couplings, pages G3-9. Clamp over beaded nipple. GLP Couplings (except -3), pages G16-18.

LOL Lock-On Hose is packaged in UPS shippable reels.



SPECIFICATIONS

Description	Part No. (50' Length)	Part No. (Bulk Reel)	Product No. (Bulk Reel)	Hose I.D. (In.)	Hose O.D. (In.)	Working Pressure (psi)	Min. Burst Pressure (psi)	Min. Bend Radius (In.)	Vacuum (In. Hg)	Approx. Bulk Reel Length (Ft.)
3LOLA®	—	70650	3284-2500	3/16	0.41	300	1,200	3.0	28	300
3LOLB®	—	70651	3284-2510	3/16	0.41	300	1,200	3.0	28	300
3LOLG®	—	70652	3284-2530	3/16	0.41	300	1,200	3.0	28	300
3LOLR®	—	70653	3284-2540	3/16	0.41	300	1,200	3.0	28	300
3LOLY®	—	70654	3284-2560	3/16	0.41	300	1,200	3.0	28	300
3LOLC®	—	70655	3284-2520	3/16	0.41	300	1,200	3.0	28	300
4LOLA	85961	70657	3284-2501	1/4	0.47	300	1,200	3.0	28	300
4LOLB	85967 ^o	70658	3284-2511	1/4	0.47	300	1,200	3.0	28	300
4LOLG	85972 ^o	70659	3284-2531	1/4	0.47	300	1,200	3.0	28	300
4LOLR	85976 ^o	70660	3284-2541	1/4	0.47	300	1,200	3.0	28	300
4LOLY	—	70661	3284-2561	1/4	0.47	300	1,200	3.0	28	300
4LOLC	—	70662	3284-2521	1/4	0.47	300	1,200	3.0	28	300
5LOLA	85962	70664	3284-2502	5/16	0.55	300	1,200	3.0	28	300
6LOLA	85963	70665	3284-2503	3/8	0.63	300	1,200	3.0	28	300
6LOLB	85968 ^o	70666	3284-2513	3/8	0.63	300	1,200	3.0	28	300
6LOLG	85973 ^o	70667	3284-2533	3/8	0.63	300	1,200	3.0	28	300
6LOLR	85977 ^o	70668	3284-2543	3/8	0.63	300	1,200	3.0	28	300
6LOLY	—	70669	3284-2563	3/8	0.63	300	1,200	3.0	28	300
6LOLC	—	70670	3284-2523	3/8	0.63	300	1,200	3.0	28	300
8LOLA	85964	70672	3284-2504	1/2	0.77	300	1,200	5.0	28	300
8LOLB	85969 ^o	70673	3284-2515	1/2	0.77	300	1,200	5.0	28	300
8LOLG	85974 ^o	70674	3284-2535	1/2	0.77	300	1,200	5.0	28	300
8LOLR	85978 ^o	70675	3284-2545	1/2	0.77	300	1,200	5.0	28	300
8LOLY	—	70676	3284-2565	1/2	0.77	300	1,200	5.0	28	300
8LOLC	—	70677	3284-2525	1/2	0.77	300	1,200	5.0	28	300
10LOLA	85965	70679	3284-2505	5/8	0.94	300	1,200	6.0	28	250
10LOLB	85970 ^o	70680	3284-2517	5/8	0.94	300	1,200	6.0	28	250
10LOLG ^o	—	70681	3284-2537	5/8	0.94	300	1,200	6.0	28	250
10LOLR ^o	—	70682	3284-2547	5/8	0.94	300	1,200	6.0	28	250
10LOLY ^o	—	70683	3284-2567	5/8	0.94	300	1,200	6.0	28	250
10LOLC	—	70684	3284-2527	5/8	0.94	300	1,200	6.0	28	250
12LOLA	85966	70686	3284-2506	3/4	1.06	300	1,200	7.0	15	250
12LOLB	85971 ^o	70687	3284-2519	3/4	1.06	300	1,200	7.0	15	225
12LOLG	85975 ^o	70688	3284-2536	3/4	1.06	300	1,200	7.0	15	225
12LOLR	85979 ^o	70689	3284-2549	3/4	1.06	300	1,200	7.0	15	225
12LOLY	—	70690	3284-2569	3/4	1.06	300	1,200	7.0	15	225
12LOLC	—	70691	3284-2529	3/4	1.06	300	1,200	7.0	15	225

^o25 ft. length.

^oCouplings for this size are available on special order only.

^oSpecial hose, subject to minimum order requirements if not in inventory.

* The use of clamps w/LOC Couplings is not recommended.

* Hose stock specifications on page C7.

EQUIPMENT

HOSE/CPLG. SELECTION

TECH. DATA

EXT. & VERY HIGH PRESS. HOSE

GS CPLGS.

PCM CPLGS.

PCS CPLGS.

HIGH & MED. PRESS. HOSE

MEGACRIMP® CPLGS.

PC CPLGS.

FIELD ATTACHABLE CPLGS.

AIR BRAKE HOSE & CPLGS.

MEGATECH[®] C5 HOSE & CPLGS.

LOW PRESS. HOSE & CPLGS.

C14 HOSE & CPLGS.

POLARSEAL[®] HOSE & CPLGS.

PWR. STG. HOSE & CPLGS.

THERMO-PLASTIC HOSE & CPLGS.

ADAPTERS

QUICK DISCONNECT CPLGS.

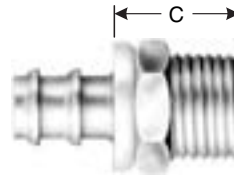
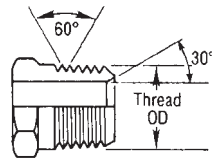
ACCESSORIES & ASSORTMENTS

PART NUMBER INDEXES



Brass Lock-On Field Attachable Couplings for LOC & LOL Hoses – G36 Series


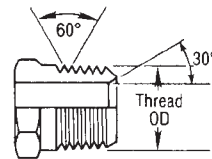
Male Pipe (NPTF – 30° Cone Seat)



NPTF Solid Male (MP)

Descr	#			⊕		🌀	C	
				"	mm		"	mm
4LOC-2RMP	86501	G36100-0402	7207-06545	1/4	6.4	1/8-27	0.56	14.2
4LOC-4RMP	86502	G36100-0404	7207-06555	1/4	6.4	1/4-18	0.81	20.6
4LOC-6RMP	---	G36100-0406	7207-10005	1/4	6.4	3/8-18	0.88	22.4
5LOC-2RMP*	86515	G36100-0502	7207-86515	5/16	7.9	1/8-27	0.81	20.6
5LOC-4RMP*	86516	G36100-0504	7207-86516	5/16	7.9	1/4-18	0.77	19.6
6LOC-2RMP	---	G36100-0602	7207-10015	3/8	9.5	1/8-27	0.56	14.2
6LOC-4RMP	86503	G36100-0604	7207-06565	3/8	9.5	1/4-18	0.81	20.6
6LOC-6RMP	86504	G36100-0606	7207-06575	3/8	9.5	3/8-18	0.88	22.4
6LOC-8RMP	---	G36100-0608	7207-10025	3/8	9.5	1/2-14	0.88	22.4
8LOC-4RMP	---	G36100-0804	7207-10035	1/2	12.7	1/4-18	0.81	20.6
8LOC-6RMP	86505	G36100-0806	7207-06585	1/2	12.7	3/8-18	0.88	22.4
8LOC-8RMP	86506	G36100-0808	7207-06595	1/2	12.7	1/2-14	0.88	22.4
8LOC-12RMP	---	G36100-0812	7207-10045	1/2	12.7	3/4-14	1.13	28.7
10LOC-6RMP	---	G36100-1006	7207-10055	5/8	15.8	3/8-18	0.88	22.4
10LOC-8RMP	86507	G36100-1008	7207-86507	5/8	15.8	1/2-14	1.06	26.9
10LOC-12RMP	---	G36100-1012	7207-10065	5/8	15.8	3/4-14	1.13	28.7
12LOC-8RMP	---	G36100-1208	7207-10075	3/4	19.1	1/2-14	0.88	22.4
12LOC-12RMP	86508	G36100-1212	7207-06625	3/4	19.1	3/4-14	1.13	28.7

Male Pipe Swivel (NPTF – Without 30° Cone Seat)



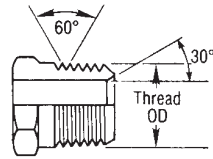
NPTF Solid Male (MP)

Descr	#			⊕		🌀	C	
				"	mm		"	mm
4LOC-4RMPX	G36105-0404	7207-10085	1/4	6.3	1/4-18	1.81	46.0	
6LOC-6RMPX	G36105-0606	7207-10095	3/8	9.5	3/8-18	2.00	50.8	
8LOC-8RMPX	G36105-0808	7207-10105	1/2	12.7	1/2-14	2.38	60.5	
12LOC-12RMPX	G36105-1212	7207-10115	3/4	19.1	3/4-14	2.68	68.1	


Brass Lock-On Field Attachable Couplings for LOC & LOL Hoses – G36 Series



Male Pipe – 90° Block (NPTF – Without 30° Cone Seat)

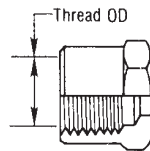


NPTF Solid Male (MP)

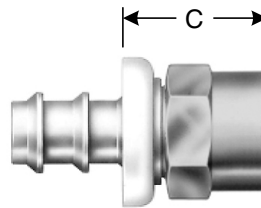


Descr	#		⌀		🌀	C	
			"	mm		"	mm
4LOC-2RMP90	G36106-0402	7207-10125	1/4	6.3	1/8-27	0.31	7.9
4LOC-4RMP90	G36106-0404	7207-10135	1/4	6.3	1/4-18	0.38	9.7
6LOC-2RMP90	G36106-0602	7207-10145	3/8	9.5	1/8-27	0.38	9.7
6LOC-6RMP90	G36106-0606	7207-10155	3/8	9.5	3/8-18	0.43	10.9
8LOC-8RMP90	G36106-0808	7207-10165	1/2	12.7	1/2-14	0.50	12.7
12LOC-12RMP90	G36106-1212	7207-10175	3/4	19.1	3/4-14	0.76	19.3

Female Pipe (NPTF – Without 30° Cone Seat)



NPTF Solid Female (FP)



Descr	#		⌀		🌀	C	
			"	mm		"	mm
4LOC-4RFP	G36110-0404	7207-10185	1/4	6.3	1/4-18	0.50	12.7
5LOC-4RFP	G36110-0504	7207-10195	5/16	7.9	1/4-18	0.50	12.7
6LOC-6RFP	G36110-0606	7207-10205	3/8	9.5	3/8-18	0.63	16.0
8LOC-6RFP	G36110-0806	7207-10215	1/2	12.7	3/8-18	0.63	16.0
8LOC-8RFP	G36110-0808	7207-10225	1/2	12.7	1/2-14	0.75	19.1
10LOC-8RFP	G36110-1008	7207-10235	5/8	15.8	1/2-14	0.75	19.1
12LOC-12RFP	G36110-1212	7207-10245	3/4	19.1	3/4-14	0.93	23.6

EQUIPMENT

HOSE/CPLG. SELECTION

TECH. DATA

EXT. & VERY HIGH PRESS. HOSE

GS CPLGS.

PCM CPLGS.

PCS CPLGS.

HIGH & MED. PRESS. HOSE

MEGACRIMP® CPLGS.

PC CPLGS.

FIELD ATTACHABLE CPLGS.

AIR BRAKE HOSE & CPLGS.

MEGATECH™ C5 HOSE & CPLGS.

LOW PRESS. HOSE & CPLGS.

C14 HOSE & CPLGS.

POLARSEAL® HOSE & CPLGS.

PWR. STG. HOSE & CPLGS.

THERMO-PLASTIC HOSE & CPLGS.

ADAPTERS

QUICK DISCONNECT CPLGS.

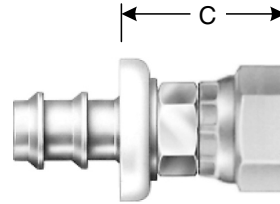
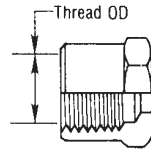
ACCESSORIES & ASSORTMENTS

PART NUMBER INDEXES



Brass Lock-On Field Attachable Couplings for LOC & LOL Hoses – G36 Series

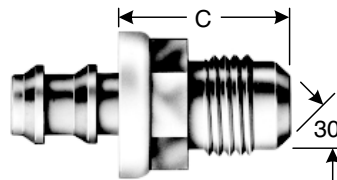
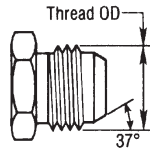
Female Pipe Swivel (NPTF – 30° Cone Seat)



NPTF Solid Female (FP)

Descr	#		⌀		🌀	C	
			"	mm		"	mm
4LOC-2RFPX	G36111-0402	7207-10255	1/4	6.3	1/8-27	1.81	46.0
4LOC-4RFPX	G36111-0404	7207-10265	1/4	6.3	1/4-18	1.81	46.0
4LOC-6RFPX	G36111-0406	7207-10275	1/4	6.3	3/8-18	2.00	50.8
6LOC-4RFPX	G36111-0604	7207-10285	3/8	9.5	1/4-18	1.81	46.0
6LOC-6RFPX	G36111-0606	7207-10295	3/8	9.5	3/8-18	2.00	50.8
6LOC-8RFPX	G36111-0608	7207-10305	3/8	9.5	1/2-14	2.38	60.5
8LOC-8RFPX	G36111-0808	7207-10315	1/2	12.7	1/2-14	2.38	60.5
8LOC-12RFPX	G36111-0812	7207-10325	1/2	12.7	3/4-14	2.68	68.1
10LOC-12RFPX	G36111-1012	7207-10335	5/8	15.8	3/4-14	2.68	68.1
12LOC-12RFPX	G36111-1212	7207-10345	3/4	19.1	3/4-14	2.68	68.1

Male JIC 37° Flare



JIC 37° Male (MJ)

Descr	#		⌀		🌀	C	
			"	mm		"	mm
4LOC-4RMJ	G36165-0404	7207-10355	1/4	6.3	7/16-20	0.81	20.6
4LOC-5RMJ	G36165-0405	7207-10365	1/4	6.3	1/2-20	0.94	23.9
4LOC-6RMJ	G36165-0406	7207-10375	1/4	6.3	9/16-18	1.00	25.4
6LOC-4RMJ	G36165-0604	7207-10385	3/8	9.5	7/16-20	0.88	22.4
6LOC-5RMJ	G36165-0605	7207-10395	3/8	9.5	1/2-20	0.94	23.9
6LOC-6RMJ	G36165-0606	7207-10405	3/8	9.5	9/16-18	1.00	25.4
6LOC-8RMJ	G36165-0608	7207-10415	3/8	9.5	3/4-16	1.19	30.2
8LOC-8RMJ	G36165-0808	7207-10425	1/2	12.7	3/4-16	1.19	30.2
8LOC-10RMJ	G36165-0810	7207-10435	1/2	12.7	7/8-14	1.27	32.3
10LOC-8RMJ	G36165-1008	7207-10445	5/8	15.8	3/4-16	1.19	30.2
10LOC-10RMJ	G36165-1010	7207-10455	5/8	15.8	7/8-14	1.27	32.3
12LOC-10RMJ	G36165-1210	7207-10465	3/4	19.1	7/8-14	1.27	32.3
12LOC-12RMJ	G36165-1212	7207-10475	3/4	19.1	1 1/16-12	1.33	33.8

Brass Lock-On Field Attachable Couplings for LOC & LOL Hoses – G36 Series



Female JIC 37° Flare Swivel



JIC 37° Flare Female (FJX)

Descr	#			⌀		🌀	C	
				"	mm		"	mm
4LOC-6RFJX	---	G36170-0406	7207-10485	1/4	6.3	9/16-18	0.74	18.8
6LOC-6RFJX	86533	G36170-0606	7207-06705	3/8	9.5	9/16-18	0.81	20.6
6LOC-8RFJX	86537	G36170-0608	7207-06785	3/8	9.5	3/4-16	0.78	19.8
12LOC-12RFJX	86536	G36170-1212	7207-86536	3/4	19.1	1 1/16-12	1.09	27.7

Male SAE 45° Flare



SAE 45° Flare Male (MS)

Descr	#			⌀		🌀	C	
				"	mm		"	mm
4-LOC-4RMS	86511	G36195-0404	7207-86511	1/4	6.4	7/16-20	0.69	17.5
4-LOC-5RMS	86512	G36195-0405	7207-86512	1/4	6.4	1/2-20	0.81	20.6
4-LOC-6RMS	---	G36195-0406	7207-10495	1/4	6.3	5/8-18	0.88	22.4
6-LOC-4RMS	---	G36195-0604	7207-10505	3/8	9.5	7/16-20	0.69	17.5
6-LOC-5RMS	---	G36195-0605	7207-10515	3/8	9.5	1/2-20	0.81	20.6
6-LOC-6RMS	86513	G36195-0606	7207-86513	3/8	9.5	5/8-18	0.88	22.4
6-LOC-8RMS	---	G36195-0608	7207-10525	3/8	9.5	3/4-16	1.13	28.7
8-LOC-8RMS	86514	G36195-0808	7207-86514	1/2	12.7	3/4-16	1.13	28.7
8-LOC-10RMS	---	G36195-0810	7207-10535	1/2	12.7	7/8-14	1.27	32.3
10LOC-8RMS	---	G36195-1008	7207-10545	5/8	15.8	3/4-16	1.13	28.7
10LOC-10RMS	---	G36195-1010	7207-10555	5/8	15.8	7/8-14	1.27	32.3
12LOC-10RMS	---	G36195-1210	7207-10565	3/4	19.1	7/8-14	1.27	32.3
12LOC-12RMS	---	G36195-1212	7207-10575	3/4	19.1	1 1/16-14	1.33	33.8

EQUIPMENT
HOSE/CPLG. SELECTION
TECH. DATA
EXT. & VERY HIGH PRESS. HOSE
GS CPLGS.
PCM CPLGS.
PCS CPLGS.
HIGH & MED. PRESS. HOSE
MEGACRIMP® CPLGS.
PC CPLGS.
FIELD ATTACHABLE CPLGS.
AIR BRAKE HOSE & CPLGS.
MEGATECH® C5 HOSE & CPLGS.
LOW PRESS. HOSE & CPLGS.
C14 HOSE & CPLGS.
POLARSEAL® HOSE & CPLGS.
PWR. STG. HOSE & CPLGS.
THERMO-PLASTIC HOSE & CPLGS.
ADAPTERS
QUICK DISCONNECT CPLGS.
ACCESSORIES & ASSORTMENTS
PART NUMBER INDEXES



Brass Lock-On Field Attachable Couplings for LOC & LOL Hoses – G36 Series

EQUIPMENT

HOSE/CPLG. SELECTION

TECH. DATA

EXT. & VERY HIGH PRESS. HOSE

GS CPLGS.

PCM CPLGS.

PCS CPLGS.

HIGH & MED. PRESS. HOSE

MEGACRIMP® CPLGS.

PC CPLGS.

FIELD ATTACHABLE CPLGS.

AIR BRAKE HOSE & CPLGS.

MEGATECH® C5 HOSE & CPLGS.

LOW PRESS. HOSE & CPLGS.

C14 HOSE & CPLGS.

POLARSEAL® HOSE & CPLGS.

PWR. STG. HOSE & CPLGS.

THERMO-PLASTIC HOSE & CPLGS.

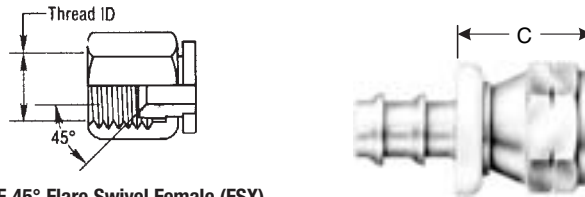
ADAPTERS

QUICK DISCONNECT CPLGS.

ACCESSORIES & ASSORTMENTS

PART NUMBER INDEXES

Female SAE 45° Flare Swivel

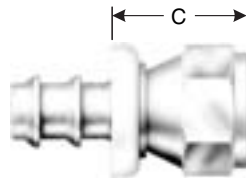


SAE 45° Flare Swivel Female (FSX)

Descr	#			⊕		🌀	C	
				"	mm		"	mm
4LOC-6RF5X	---	G36200-0406	7207-10585	1/4	6.3	5/8-18	0.69	17.5
5LOC-6RF5X*	86528	G36200-0506	7207-86528	5/16	7.9	5/8-18	0.81	20.6
6LOC-6RF5X	86523	G36200-0606	7207-06665	3/8	9.5	5/8-18	0.84	21.3
8LOC-6RF5X	---	G36200-0806	7207-10595	1/2	12.7	5/8-18	0.84	21.3
12LOC-12RF5X	86526	G36200-1212	7207-86526	3/4	19.1	1 1/16-14	1.09	27.7

*Steel

Dual Seat Female JIC 37°/SAE 45° Flare Swivel



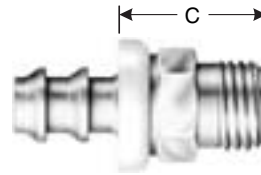
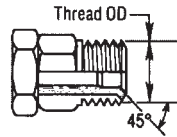
Descr	#			⊕		🌀	C	
				"	mm		"	mm
4LOC-4RFJ5X	86521	G36210-0404	7207-06635	1/4	6.3	7/16-20	0.75	19.1
4LOC-5RFJ5X	86522	G36210-0405	7207-06655	1/4	6.3	1/2-20	0.78	19.8
5LOC-5RFJ5X*	86527	G36210-0505	7207-86527	5/16	7.9	1/2-20	0.81	20.6
6LOC-5RFJ5X	---	G36210-0605	7207-10605	3/8	9.5	1/2-20	0.81	20.6
8LOC-8RFJ5X	86534	G36210-0808	7207-06725	1/2	12.7	3/4-16	0.97	24.6
8LOC-10RFJ5X	86538	G36210-0810	7207-07385	1/2	12.7	7/8-14	1.00	25.4
10LOC-10RFJ5X	86535	G36210-1010	7207-86535	5/8	15.8	7/8-14	1.00	25.4
12LOC-10RFJ5X	86535	G36210-1210	7207-10615	3/4	19.1	7/8-14	1.00	25.4

*Steel

Brass Lock-On Field Attachable Couplings for LOC & LOL Hoses – G36 Series



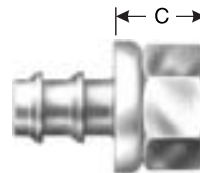
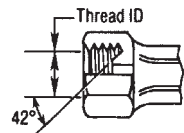
Male SAE Inverted Swivel



SAE Inverted Flare Swivel Male (MIX)

Descr	#			⊘		🌀	C	
				"	mm		"	mm
4LOC-3RMIX	86541	G36500-0403	7207-86541	1/4	6.4	3/8-24	0.78	19.8
4LOC-4RMIX	86542	G36500-0404	7207-06735	1/4	6.4	7/16-24	0.78	19.8
4LOC-5RMIX	86543	G36500-0405	7207-06745	1/4	6.4	1/2-20	0.78	19.8
5LOC-5RMIX*	86548	G36500-0505	7207-86548	5/16	7.9	1/2-20	0.82	20.8
5LOC-6RMIX*	86549	G36500-0506	7207-86549	5/16	7.9	5/8-18	0.86	21.8
6LOC-5RMIX	---	G36500-0605	7207-10625	3/8	9.5	1/2-20	0.82	20.8
6LOC-6RMIX	86544	G36500-0606	7207-06765	3/8	9.5	5/8-18	0.97	24.6
6LOC-8RMIX	---	G36500-0608	7207-10635	3/8	9.5	3/4-18	1.00	25.4
8LOC-6RMIX	---	G36500-0806	7207-10645	1/2	12.7	5/8-18	0.97	24.6
8LOC-8RMIX	86545	G36500-0808	7207-86545	1/2	12.7	3/4-18	1.00	25.4
10LOC-10RMIX	86546	G36500-1010	7207-86546	5/8	15.8	7/8-18	1.00	25.4

Female Inverted



SAE Inverted Flare Solid Female (FI)

Descr	#			⊘		🌀	C	
				"	mm		"	mm
4LOC-3RFI	86551	G36508-0403	7207-86551	1/4	6.4	3/8-24	0.75	19.1
4LOC-4RFI	86552	G36508-0404	7207-86552	1/4	6.4	7/16-24	0.75	19.1
4LOC-5RFI	86553	G36508-0405	7207-86553	1/4	6.4	1/2-20	0.75	19.1
6LOC-5RFI	---	G36508-0605	7207-10655	3/8	9.5	1/2-20	0.75	19.1
6LOC-6RFI	86554	G36508-0606	7207-86554	3/8	9.5	5/8-18	0.88	22.4
8LOC-8RFI	---	G36508-0808	7207-10665	1/2	12.7	3/4-18	1.00	25.4

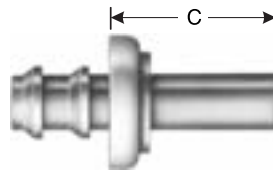
- EQUIPMENT
- HOSE/CPLG. SELECTION
- TECH. DATA
- EXT. & VERY HIGH PRESS. HOSE
- GS CPLGS.
- PCM CPLGS.
- PCS CPLGS.
- HIGH & MED. PRESS. HOSE
- MEGACRIMP® CPLGS.
- PC CPLGS.
- FIELD ATTACHABLE CPLGS.
- AIR BRAKE HOSE & CPLGS.
- MEGATECH® C5 HOSE & CPLGS.
- LOW PRESS. HOSE & CPLGS.
- C14 HOSE & CPLGS.
- POLARSEAL® HOSE & CPLGS.
- PWR. STG. HOSE & CPLGS.
- THERMO-PLASTIC HOSE & CPLGS.
- ADAPTERS
- QUICK DISCONNECT CPLGS.
- ACCESSORIES & ASSORTMENTS
- PART NUMBER INDEXES



Brass Lock-On Field Attachable Couplings for LOC & LOL Hoses – G36 Series

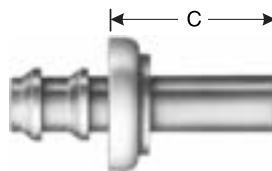
EQUIPMENT
HOSE/CPLG. SELECTION
TECH. DATA
EXT. & VERY HIGH PRESS. HOSE
GS CPLGS.
PCM CPLGS.
PCS CPLGS.
HIGH & MED. PRESS. HOSE
MEGACRIMP® CPLGS.
PC CPLGS.
FIELD ATTACHABLE CPLGS.
AIR BRAKE HOSE & CPLGS.
MEGATECH® C5 HOSE & CPLGS.
LOW PRESS. HOSE & CPLGS.
C14 HOSE & CPLGS.
POLARSEAL® HOSE & CPLGS.
PWR. STG. HOSE & CPLGS.
THERMO-PLASTIC HOSE & CPLGS.
ADAPTERS
QUICK DISCONNECT CPLGS.
ACCESSORIES & ASSORTMENTS
PART NUMBER INDEXES

SAE Stand Pipe



Descr	#		⌀		🌀	C	
			"	mm		"	mm
8LOC-8RSP	G36520-0808	7207-10675	1/2	12.7	1/2-14	1.00	25.4
10LOC-10RSP	G36520-1010	7207-10685	5/8	15.8	7/8-14	1.00	25.4

Flareless Tube Fitting (Compression Type)



Descr	#		⌀		⌀	C	
			"	mm		"	mm
4LOC-3RFT	G36520-0403	7207-86561	1/4	12.7	3/16	0.75	19.1
4LOC-4RFT	G36520-0404	7207-86562	1/4	12.7	1/4	1.00	25.4
4LOC-5RFT	G36520-0405	7207-86563	1/4	12.7	5/16	1.13	28.7
8LOC-8RFT	G36520-0808	7207-86565	1/2	12.7	1/2	1.00	25.4
10LOC-10RFT	G36520-1010	7207-86566	5/8	15.8	5/8	1.00	25.4

Hose Mender

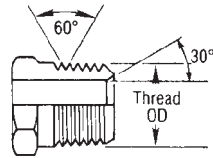


Descr	#			⌀	
				"	mm
4LOC-4RHM	86571	G36535-0404	7207-86571	1/4	6.4
5LOC-5RHM	86575	G36535-0505	7207-86575	5/16	7.9
6LOC-6RHM	86572	G36535-0606	7207-86572	3/8	9.5
8LOC-8RHM	86573	G36535-0808	7207-86573	1/2	12.7
10LOC-10RHM	86574	G36535-1010	7207-86574	5/8	15.8
12LOC-12RHM	86577	G36535-1212	7207-86577	3/4	19.1


Single Bead Brass Couplings – G37 Series



Male Pipe (NPTF – 30° Cone Seat)

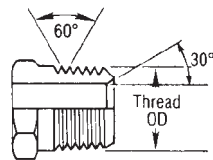


NPTF Solid Male (MP)




Descr	#		⊕		🌀	C	
			"	mm		"	mm
3SB-2RMP	G37100-0302	7207-10695	3/16	4.8	1/8-27	1.26	32.0
4SB-2RMP	G37100-0402	7207-10705	1/4	6.4	1/8-27	1.32	33.5
4SB-4RMP	G37100-0404	7207-10715	1/4	6.4	1/4-18	1.63	41.4
5SB-2RMP	G37100-0502	7207-10725	5/16	7.9	1/8-27	1.55	39.4
5SB-4RMP	G37100-0504	7207-10735	5/16	7.9	1/4-18	1.63	41.4
6SB-2RMP	G37100-0602	7207-10745	3/8	9.5	1/8-27	1.55	39.4
6SB-4RMP	G37100-0604	7207-10755	3/8	9.5	1/4-18	1.63	41.4
6SB-6RMP	G37100-0606	7207-10765	3/8	9.5	3/8-18	1.72	43.7
8SB-6RMP	G37100-0806	7207-10775	1/2	12.7	3/8-18	1.72	43.7
8SB-8RMP	G37100-0808	7207-10785	1/2	12.7	1/2-14	1.79	45.5
10SB-6RMP	G37100-1006	7207-10795	5/8	15.8	3/8-18	1.78	45.2
10SB-8RMP	G37100-1008	7207-10805	5/8	15.8	1/2-14	1.78	45.2
10SB-12RMP	G37100-1012	7207-10815	5/8	15.8	3/4-14	1.92	48.8
12SB-8RMP	G37100-1208	7207-10825	3/4	19.1	1/2-14	1.78	45.2
12SB-12RMP	G37100-1212	7207-10835	3/4	19.1	3/4-14	1.92	48.8

Male Pipe – 90° Block (NPTF – Without 30° Cone Seat)



NPTF Solid Male (MP)



Descr	#		⊕		🌀	C	
			"	mm		"	mm
4SB-2RMP90	G37106-0402	7207-10845	1/4	6.3	1/8-27	1.00	25.4
5SB-2RMP90	G37106-0502	7207-10855	5/16	7.9	1/8-27	1.01	25.7
5SB-4RMP90	G37106-0504	7207-10865	5/16	7.9	1/4-18	1.01	25.7
6SB-2RMP90	G37106-0602	7207-10875	3/8	9.5	1/8-27	1.01	25.7
6SB-4RMP90	G37106-0604	7207-10885	3/8	9.5	1/4-18	1.04	26.4
6SB-6RMP90	G37106-0606	7207-10895	3/8	9.5	3/8-18	1.08	27.4
8SB-6RMP90	G37106-0806	7207-10905	1/2	12.7	3/8-18	1.08	27.4
8SB-8RMP90	G37106-0808	7207-10915	1/2	12.7	1/2-14	1.16	29.5
10SB-6RMP90	G37106-1006	7207-10925	5/8	15.8	3/8-18	1.13	28.7
10SB-8RMP90	G37106-1008	7207-10935	5/8	15.8	1/2-14	1.21	30.7
12SB-8RMP90	G37106-1208	7207-10945	3/4	19.1	1/2-14	1.28	32.5

EQUIPMENT

HOSE/CPLG. SELECTION

TECH. DATA

EXT. & VERY HIGH PRESS. HOSE

GS CPLGS.

PCM CPLGS.

PCS CPLGS.

HIGH & MED. PRESS. HOSE

MEGACRIMP® CPLGS.

PC CPLGS.

FIELD ATTACHABLE CPLGS.

AIR BRAKE HOSE & CPLGS.

MEGATECH® C5 HOSE & CPLGS.

LOW PRESS. HOSE & CPLGS.

C14 HOSE & CPLGS.

POLARSEAL® HOSE & CPLGS.

PWR. STG. HOSE & CPLGS.

THERMO-PLASTIC HOSE & CPLGS.

ADAPTERS

QUICK DISCONNECT CPLGS.

ACCESSORIES & ASSORTMENTS

PART NUMBER INDEXES



Single Bead Brass Couplings – G37 Series

EQUIPMENT

HOSE/CPLG. SELECTION

TECH. DATA

EXT. & VERY HIGH PRESS. HOSE

GS CPLGS.

PCM CPLGS.

PCS CPLGS.

HIGH & MED. PRESS. HOSE

MEGACRIMP® CPLGS.

PC CPLGS.

FIELD ATTACHABLE CPLGS.

AIR BRAKE HOSE & CPLGS.

MEGATECH® C5 HOSE & CPLGS.

LOW PRESS. HOSE & CPLGS.

C14 HOSE & CPLGS.

POLARSEAL® HOSE & CPLGS.

PWR. STG. HOSE & CPLGS.

THERMO-PLASTIC HOSE & CPLGS.

ADAPTERS

QUICK DISCONNECT CPLGS.

ACCESSORIES & ASSORTMENTS

PART NUMBER INDEXES

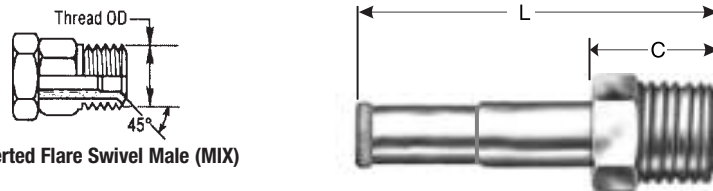
Male SAE 45° Flare



SAE 45° Flare Male (MS)

Descr	#		⊕		🌀	C	
			"	mm		"	mm
6SB-6RMS	G37195-0606	7207-10955	3/8	9.5	3/8-18	2.00	50.8

Male SAE Inverted Swivel

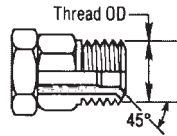


SAE Inverted Flare Swivel Male (MIX)

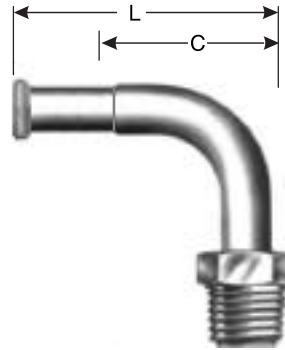
Descr	#		⊕		🌀	C	
			"	mm		"	mm
4SB-4RMIX	G37500-0404	7207-10965	1/4	6.4	7/16-24	1.72	43.7
4SB-5RMIX	G37500-0405	7207-10975	1/4	6.4	1/2-20	1.78	45.2
5SB-4RMIX	G37500-0504	7207-10985	5/16	7.9	1/2-20	1.58	40.1
5SB-5RMIX	G37500-0505	7207-10995	5/16	7.9	1/2-20	1.58	40.1
5SB-6RMIX	G37500-0506	7207-11005	5/16	7.9	5/8-18	1.63	41.4
6SB-5RMIX	G37500-0605	7207-11015	3/8	9.5	1/2-20	1.73	43.9
6SB-6RMIX	G37500-0606	7207-11025	3/8	9.5	5/8-18	2.00	50.8

Single Bead Brass Couplings – G37 Series

Male SAE Inverted Swivel – 90° Bent Tube

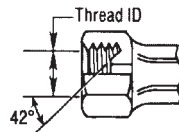


SAE Inverted Flare Swivel Male (MIX)




Descr	#		⌀		🌀	C	
			"	mm		"	mm
4SB-4RMIX90	G37504-0404	7207-11035	1/4	6.4	7/16-24	1.01	25.7
4SB-5RMIX90	G37504-0405	7207-11045	1/4	6.4	1/2-20	1.01	25.7
6SB-5RMIX90	G37504-0605	7207-11055	3/8	9.5	1/2-20	1.21	30.7
6SB-6RMIX90	G37504-0606	7207-11065	3/8	9.5	5/8-18	1.40	35.6

Female SAE Inverted



SAE Inverted Flare Solid Female (FI)



Descr	#		⌀		🌀	C	
			"	mm		"	mm
5SB-5RFI	G37508-0505	7207-11075	5/16	7.9	1/2-20	2.03	51.6
6SB-5RFI	G37508-0605	7207-11085	3/8	9.5	1/2-20	2.09	53.1
6SB-6RFI	G37508-0606	7207-11095	3/8	9.5	5/8-18	2.16	54.9

EQUIPMENT

HOSE/CPLG. SELECTION

TECH. DATA

EXT. & VERY HIGH PRESS. HOSE

GS CPLGS.

PCM CPLGS.

PCS CPLGS.

HIGH & MED. PRESS. HOSE

MEGACRIMP® CPLGS.

PC CPLGS.

FIELD ATTACHABLE CPLGS.

AIR BRAKE HOSE & CPLGS.

MEGATECH® C5 HOSE & CPLGS.

LOW PRESS. HOSE & CPLGS.

C14 HOSE & CPLGS.

POLARSEAL® HOSE & CPLGS.

PWR. STG. HOSE & CPLGS.

THERMO-PLASTIC HOSE & CPLGS.

ADAPTERS

QUICK DISCONNECT CPLGS.

ACCESSORIES & ASSORTMENTS

PART NUMBER INDEXES



GMV—Global MegaVac® Return Line and Suction Hose—SAE 100R4

Low Pressure

EQUIPMENT
HOSE/CPLG. SELECTION
TECH. DATA
EXT. & VERY HIGH PRESS. HOSE
GS CPLGS.
PCM CPLGS.
PCS CPLGS.

(Meets Flame Resistance Acceptance Designation "MSHA 2G")

Recommended For: Petroleum and water-base hydraulic fluids in suction lines or in low pressure return lines. Meets or exceeds requirements of SAE 100R4. Uses half the bend radius of SAE 100R4. Meets marine ABS with use of HeatGuard™ high temp sleeve.

Tube: Black, synthetic rubber is specifically designed for resistance to high temperatures (Nitrile – Type C)*.

Reinforcement: Double spiral textile (braid for -12, 16, -20) reinforced with a helical spiral-wire to prevent collapse.

Cover: Black synthetic rubber is oil and abrasion resistant (Neoprene – Type A)*.

Temperature Range: -40°F to +275°F (-40°C to +135°C) constant and +300°F (+149°C) intermittent (up to 10% of operating time). For water emulsions, etc., see page C8.

Couplings (see crimp manual for specifics):

MegaCrimp® Couplings (-12 through -20), pages E13–51.

GL Couplings, pages G19–25.

Permanent PC Couplings (-24 and -32), pages E52–68.



SPECIFICATIONS

Description	Part No. (25' Length)	Part No. (Bulk Carton)	Product No. (Bulk Carton)	Hose I.D. (In.)	Hose O.D. (In.)	Working Pressure (psi)	Min. Burst Pressure (psi)	Min. Bend Radius (In.)	Vacuum (In. Hg)	Approx. Bulk Carton Length (Ft.)
12GMV	85577	70184	4504-0123	3/4	1.22	350	1,400	2.5	25	100
16GMV	85578	70185	4504-0003	1	1.45	300	1,200	3.0	25	100
20GMV	85579	70186	4504-0004	1-1/4	1.76	250	1,000	4.0	25	100
24GMV	85583	70136	3105-0004	1-1/2	2.01	162	650	5.0	25	100
32GMV	85584	70137	3105-0006	2	2.51	112	450	6.0	25	100
36GMV*	—	70147	3105-0008	2-1/4	2.76	88	350	7.0	25	100
40GMV*	—	70138	3105-0010	2-1/2	3.02	68	275	7.0	25	100
48GMV*	—	70139	3105-0014	3	3.51	62	250	9.0	25	100
56GMV*	—	70140	3105-0015	3-1/2	4.01	56	225	10.0	25	100
64GMV*	—	70141	3105-0018	4	4.51	56	225	12.0	25	100

*Crimped assemblies available. Contact Gates Customer Service for price and availability.

*Stem and clamp only, no Gates couplings available.

HIGH & MED. PRESS. HOSE
MEGACRIMP® CPLGS.
PC CPLGS.
FIELD ATTACHABLE CPLGS.
AIR BRAKE HOSE & CPLGS.
MEGATECH® C5 HOSE & CPLGS.

G4H Return Line and Suction Hose

Low Pressure

(Meets Flame Resistance Acceptance Designation "MSHA 2G")

Recommended For: Petroleum and water-base hydraulic fluids in suction lines or in low pressure return lines. Meets or exceeds requirements of SAE 100R4 (except 1" I.D.). Uses half the bend radius of SAE 100R4.

Tube: Black, synthetic rubber is specifically designed for resistance to high temperatures (Nitrile – Type C)*.

Reinforcement: Double spiral textile reinforced with a helical spiral-wire to prevent collapse.

Cover: Black synthetic rubber is oil and abrasion resistant (Neoprene – Type A)*.

Temperature Range: -40°F to +275°F (-40°C to +135°C) constant and +300°F (+149°C) intermittent (up to 10% of operating time). For water emulsions, etc., see page C8.

Couplings: Use clamp over beaded nipple and Permanent PC Couplings, pages E52–68.



SPECIFICATIONS

Description	Part No. (25' Length)	Part No. (Bulk Carton)	Product No. (Bulk Carton)	Hose I.D. (In.)	Hose O.D. (In.)	Working Pressure (psi)	Min. Burst Pressure (psi)	Min. Bend Radius (In.)	Vacuum (In. Hg)	Approx. Bulk Carton Length (Ft.)
12G4H	85580	70133	3105-0022	3/4	1.18	300	1,200	2.5	25	100
16G4H	85581	70134	3105-0001	1	1.45	212	850	3.0	25	100
20G4H	85582	70135	3105-0002	1-1/4	1.70	200	800	4.0	25	100

* Hose stock specifications on page C7.

LOW PRESS. HOSE & CPLGS.
C14 HOSE & CPLGS.
POLARSEAL® HOSE & CPLGS.
PWR. STG. HOSE & CPLGS.
THERMO-PLASTIC HOSE & CPLGS.
ADAPTERS
QUICK DISCONNECT CPLGS.
ACCESSORIES & ASSORTMENTS
PART NUMBER INDEXES



RLA 1-Fiber Braid Return Line and Low Pressure Hose



Recommended For: Low-pressure hydraulic oil return lines for general purpose water, glycol antifreeze solutions, conveying diesel fuel, gasoline or air. Meets SAE 30R2 performance requirements of both Type 1 and Type 2 for fuel and B100 biodiesel fuel transfer applications.

Tube: Black, synthetic rubber, oil resistant (Nitrile – Type C)*.

Reinforcement: One fiber braid (-3 to -10). Spiral braid (-12 to -16).

Cover: Black, synthetic rubber. Oil and abrasion resistant (Modified Nitrile – Type C₂)*.

Temperature Range: -40°F to +212°F (-40°C to +100°C). Air to +160°F (+71°C) only. For water emulsions, etc., see page C8.

Couplings (see crimp manual for specifics):

MegaCrimp® Couplings (except -3), pages E13–51.

Permanent PC Couplings (-3 only), pages E52–68.

GLP Couplings (except -3, -5, -16), pages G16–18.



SPECIFICATIONS

Description	Part No. (25' Length)	Part No. (Bulk Reel)	Product No. (Bulk Reel)	Hose I.D. (In.)	Hose O.D. (In.)	Working Pressure (psi)	Min. Burst Pressure (psi)	Min. Bend Radius (In.)	Vacuum (In. Hg)	Approx. Bulk Reel Length (Ft.)
3RLA	85940	70040	3284-0110	3/16	0.41	250	1,000	3.0	28	550
4RLA	85941	70041	3284-0120	1/4	0.50	250	1,000	3.0	28	550
5RLA	85942	70042	3284-0130	5/16	0.56	250	1,000	4.0	28	550
6RLA	85943	70043	3284-0140	3/8	0.66	250	1,000	4.0	28	550
8RLA	85944	70044	3284-0150	1/2	0.81	200	800	5.0	20	550
10RLA	85945	70045	3284-0160	5/8	0.94	200	800	6.0	15	550
12RLA	85946	70046	3284-0170	3/4	1.09	200	800	6.0	10	550
16RLA	85947	70047	3284-0180	1	1.34	160	640	8.0	10	300

RLC 3-Fiber Braid Return Line and Low Pressure Hose

Recommended For: Petroleum-base hydraulic oils, glycol-antifreeze, air or water in low pressure fluid transfer or hydraulic system return lines. Generally connected to 100R4 stems, beaded nipples, or tube type ports with worm gear clamps.

Tube: Black, oil resistant synthetic rubber (Nitrile – Type C)*.

Reinforcement: Three fiber braids.

Cover: Black, oil and abrasion resistant, synthetic rubber (Modified Nitrile – Type C₂)*.

Temperature Range: For hydraulic oil lines -40°F to +275°F (-40°C to +135°C) constant and +300°F (+149°C) intermittent (up to 10% of operating time); air to +160°F (+71°C) only. For water emulsions, etc., see page C8.

Couplings: Use barbed stem or beaded-tube with clamps only.



SPECIFICATIONS

Description	Part No. (Bulk Carton)	Product No. (Bulk Carton)	Hose I.D. (In.)	Hose O.D. (In.)	Working Pressure (psi)	Min. Burst Pressure (psi)	Min. Bend Radius (In.)	Vacuum (In. Hg)	Approx. Bulk Carton Length (Ft.)
16RLC	70142	3319-0261	1	1.62	200	800	9.0	25	50
20RLC	70074	3319-0263	1-1/4	1.88	200	800	10.0	25	50
24RLC	70075	3319-0264	1-1/2	2.12	200	800	11.0	25	100
28RLC	70143	3319-0265	1-3/4	2.38	200	800	12.0	25	50
32RLC	70076	3319-0266	2	2.56	200	800	13.0	25	50
36RLC	70070	3319-0267	2-1/4	2.87	150	600	14.0	25	50
40RLC	70077	3319-0268	2-1/2	3.12	150	600	16.0	25	50
48RLC	70078	3319-0270	3	3.62	150	600	20.0	25	50
56RLC	70081	3319-0272	3-1/2	4.12	150	600	24.0	25	50
72RLC	70144	3319-0273	4-1/2	5.19	100	400	54.0	25	10

* Hose stock specifications on page C7.

EQUIPMENT

HOSE/CPLG. SELECTION

TECH. DATA

EXT. & VERY HIGH PRESS. HOSE

GS CPLGS.

PCM CPLGS.

PCS CPLGS.

HIGH & MED. PRESS. HOSE

MEGACRIMP® CPLGS.

PC CPLGS.

FIELD ATTACHABLE CPLGS.

AIR BRAKE HOSE & CPLGS.

MEGATECH® C5 HOSE & CPLGS.

LOW PRESS. HOSE & CPLGS.

C14 HOSE & CPLGS.

POLARSEAL® HOSE & CPLGS.

PWR. STG. HOSE & CPLGS.

THERMO-PLASTIC HOSE & CPLGS.

ADAPTERS

QUICK DISCONNECT CPLGS.

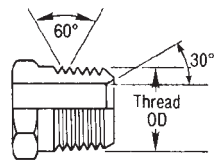
ACCESSORIES & ASSORTMENTS

PART NUMBER INDEXES

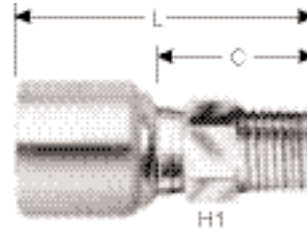


*Special GLP Dies Required.

Male Pipe (NPTF – 30° Cone Seat)

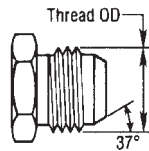


NPTF Solid Male (MP)

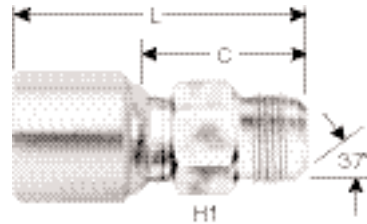


Descr	#		⌀		🌀	H1	L		C	
			"	mm		"	"	mm	"	mm
4GLP1-4MP	G42100-0404	7351-02045	1/4	6.4	1/4-18	9/16	1.89	48	1.22	31.0
6GLP1-6MP	G42100-0606	7351-02155	3/8	9.5	3/8-18	11/16	2.13	54	1.33	33.8
8GLP1-8MP	G42100-0808	7351-02215	1/2	12.7	1/2-14	7/8	2.24	57	1.46	37.1
10GLP1-8MP	G42100-1008	7351-02275	5/8	15.8	1/2-14	15/16	2.40	61	1.55	39.3
12GLP1-12MP	G42100-1212	7351-02325	3/4	19.1	3/4-14	1 1/16	2.64	67	1.56	39.5

Male JIC 37° Flare

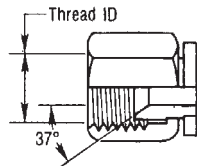


Male (MJ)

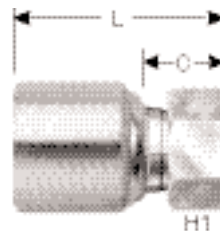


Descr	#		⌀		🌀	H1	L		C	
			"	mm		"	"	mm	"	mm
4GLP1-4MJ	G42165-0404	7351-01045	1/4	6.4	7/16-20	14	1.81	46	1.18	30.0
6GLP1-6MJ	G42165-0606	7351-01155	3/8	9.5	9/16-18	17	1.97	50	1.23	31.3
8GLP1-8MJ	G42165-0808	7351-01215	1/2	12.7	3/4-16	22	2.13	54	1.34	34.1
10GLP1-10MJ	G42165-1010	7351-01275	5/8	15.8	7/8-14	24	2.44	62	1.59	40.3
12GLP1-12MJ	G42165-1212	7351-01325	3/4	19.1	1 1/16-12	27	2.83	72	1.75	44.5

Female JIC 37° Flare Swivel



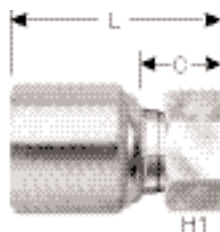
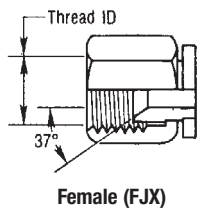
Female (FJX)



Descr	#		⌀		🌀	H1	L		C	
			"	mm		"	"	mm	"	mm
4GLP1-4FJX	G42170-0404	7351-05045	1/4	6.4	7/16-20	14	1.63	41.3	0.96	24.3
6GLP1-6FJX	G42170-0606	7351-05145	3/8	9.5	9/16-18	19	1.89	48.1	1.10	27.9
8GLP1-8FJX	G42170-0808	7351-05205	1/2	12.7	3/4-16	24	2.02	51.4	1.24	31.5
10GLP1-10FJX	G42170-1010	7351-05265	5/8	15.8	7/8-14	27	2.27	57.7	1.42	36.0
12GLP1-12FJX	G42170-1212	7351-05325	3/4	19.1	1 1/16-12	32	2.56	64.9	1.47	37.4

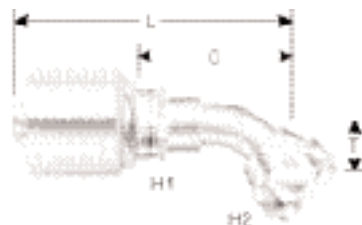
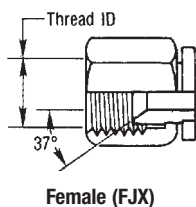
*Special GLP Dies Required.

Female JIC 37° Flare Swivel – Brass



Descr	#		⊕		🌀	H2			L		C	
			"	mm		"	"	mm	"	mm		
4GLP5-4FJX-B	G42170-0404B	7351-06045	1/4	6.4	7/16-20	14	1.63	41.3	0.96	24.3		
6GLP5-6FJX-B	G42170-0606B	7351-06145	3/8	9.5	9/16-18	19	1.89	48.1	1.10	27.9		
8GLP5-8FJX-B	G42170-0808B	7351-06205	1/2	12.7	3/4-16	24	2.02	51.4	1.24	31.5		
10GLP5-10FJX-B	G42170-1010B	7351-06265	5/8	15.8	7/8-14	27	2.27	57.7	1.42	36.0		
12GLP5-12FJX-B	G42170-1212B	7351-06325	3/4	19.1	1 1/16-12	32	2.56	64.9	1.47	37.4		

Female JIC 37° Flare Swivel – 45° Short Bent Tube



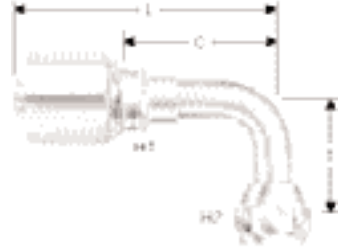
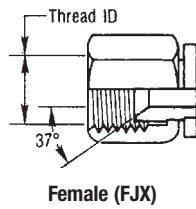
Descr	#		⊕		🌀	H2			L		C		T	
			"	mm		"	"	mm	"	mm	"	mm		
4GLP1-4FJX45S	G42174-0404	7351-11055	1/4	6.4	7/16-20	14	2.37	60.2	1.74	44.2	0.39	10		
6GLP1-6FJX45S	G42174-0606	7351-11235	3/8	9.5	9/16-18	19	2.96	75.1	2.22	56.4	0.43	11		
8GLP1-8FJX45S	G42174-0808	7351-09295	1/2	12.7	3/4-16	22	2.96	75.1	2.17	55.2	0.59	15		
10GLP1-10FJX45S	G42174-1010	7351-09355	5/8	15.8	7/8-14	27	3.21	81.5	2.35	59.8	0.63	16		
12GLP1-12FJX45S	G42174-1212	7351-09425	3/4	19.1	1 1/16-12	32	3.94	100.0	2.85	72.5	0.83	21		

- EQUIPMENT
- HOSE/CPLG. SELECTION
- TECH. DATA
- EXT. & VERY HIGH PRESS. HOSE
- GS CPLGS.
- PCM CPLGS.
- PCS CPLGS.
- HIGH & MED. PRESS. HOSE
- MEGACRIMP® CPLGS.
- PC CPLGS.
- FIELD ATTACHABLE CPLGS.
- AIR BRAKE HOSE & CPLGS.
- MEGATECH® C5 HOSE & CPLGS.
- LOW PRESS. HOSE & CPLGS.
- C14 HOSE & CPLGS.
- POLARSEAL® HOSE & CPLGS.
- PWR. STG. HOSE & CPLGS.
- THERMO-PLASTIC HOSE & CPLGS.
- ADAPTERS
- QUICK DISCONNECT CPLGS.
- ACCESSORIES & ASSORTMENTS
- PART NUMBER INDEXES



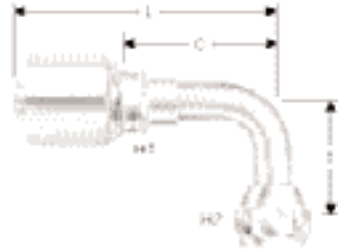
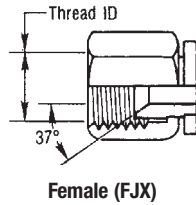
*Special GLP Dies Required.

Female JIC 37° Flare Swivel – 90° Short Bent Tube



Descr	#		↔		🌀	H2		L		C		T	
			"	mm		"	mm	"	mm	"	mm		
4GLP1-4FJX90S	G42179-0404	7351-15045	1/4	6.4	7/16-20	14	2.11	53.6	1.48	37.6	0.83	21	
6GLP1-6FJX90S	G42179-0606	7351-15205	3/8	9.5	9/16-18	19	2.67	67.8	1.93	49.1	0.91	23	
8GLP1-8FJX90S	G42179-0808	7351-15285	1/2	12.7	3/4-16	22	2.59	65.7	1.80	45.8	1.14	29	
10GLP1-10FJX90S	G42179-1010	7351-15365	5/8	15.8	7/8-14	27	2.93	74.4	2.07	52.7	1.26	32	
12GLP1-12FJX90S	G42179-1212	7351-15465	3/4	19.1	1 1/16-12	32	3.78	96.0	2.70	68.5	1.89	48	

Female JIC 37° Flare Swivel – 90° Long Bent Tube



Descr	#		↔		🌀	H2		L		C		T	
			"	mm		"	mm	"	mm	"	mm		
4GLP1-4FJX90L	G42181-0404	7351-15065	1/4	6.4	7/16-20	14	2.11	53.6	1.48	37.6	1.81	46	
6GLP1-6FJX90L	G42181-0606	7351-15225	3/8	9.5	9/16-18	19	2.67	67.8	1.93	49.1	2.13	54	
8GLP1-8FJX90L	G42181-0808	7351-15305	1/2	12.7	3/4-16	22	2.69	68.4	1.91	48.5	2.52	64	
10GLP1-10FJX90L	G42181-1010	7351-15385	5/8	15.8	7/8-14	27	2.62	66.5	1.76	44.8	2.76	70	
12GLP1-12FJX90L	G42181-1212	7351-15445	3/4	19.1	1 1/16-12	32	3.27	83.0	2.19	55.5	3.78	96	

EQUIPMENT

HOSE/CPLG. SELECTION

TECH. DATA

EXT. & VERY HIGH PRESS. HOSE

GS CPLGS.

PCM CPLGS.

PCS CPLGS.

HIGH & MED. PRESS. HOSE

MEGACRIMP® CPLGS.

PC CPLGS.

FIELD ATTACHABLE CPLGS.

AIR BRAKE HOSE & CPLGS.

MEGATECH® C5 HOSE & CPLGS.

LOW PRESS. HOSE & CPLGS.

C14 HOSE & CPLGS.

POLARSEAL® HOSE & CPLGS.

PWR. STG. HOSE & CPLGS.

THERMO-PLASTIC HOSE & CPLGS.

ADAPTERS

QUICK DISCONNECT CPLGS.

ACCESSORIES & ASSORTMENTS

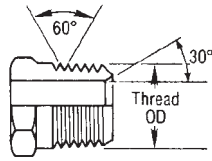
PART NUMBER INDEXES

GL Couplings* – G43 Series

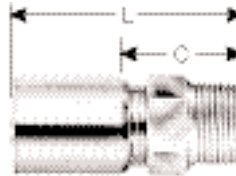


***Special GL Dies Required.**

Male Pipe (NPTF – 30° Cone Seat)



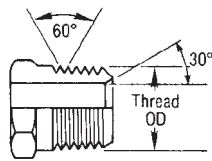
NPTF Solid Male (MP)



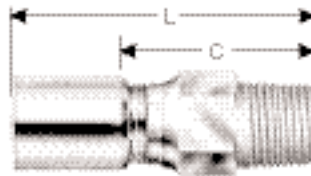
H1

Descr	#		⊕		🌀	H1	L		C	
			"	mm		"	"	mm	"	mm
12GL-12MP	G43100-1212	7348-00015	3/4	19.1	3/4-14	1 3/4	3.46	88.0	1.46	37.0
12GL-16MP	G43100-1216	7348-00025	3/4	19.1	1-11 1/2	1 3/8	3.65	92.5	1.64	41.6
16GL-16MP	G43100-1616	7348-00035	1	25.4	1-11 1/2	1 3/8	4.11	104.5	1.88	47.7
20GL-20MP	G43100-2020	7348-00045	1 1/4	31.8	1 1/4-11 1/2	1 3/4	4.41	112.0	2.09	53.0
24GL-24MP	G43100-2424	7348-00055	1 1/2	38.1	1 1/2-11 1/2	2	4.83	122.7	2.19	55.7
32GL-32MP	G43100-3232	7348-00065	2	50.8	2-11 1/2	2 1/2	5.39	137.0	2.33	59.2

Male Pipe Swivel (NPTF – Without 30° Cone Seat)



NPTF Solid Male (MP)



H2

NOT TO BE USED AS A LIVE SWIVEL.

Descr	#		⊕		🌀	H1	H2	L		C	
			"	mm		"	mm	"	mm	"	mm
12GL-12MPX	G43105-1212	7348-00105	3/4	19.1	3/4-14	1 1/16	1 5/16	4.02	102.0	2.01	51.0
16GL-16MPX	G43105-1616	7348-00115	1	25.4	1-11 1/2	1 3/8	1 5/8	4.73	120.2	2.50	63.4

EQUIPMENT

HOSE/CPLG. SELECTION

TECH. DATA

EXT. & VERY HIGH PRESS. HOSE

GS CPLGS.

PCM CPLGS.

PCS CPLGS.

HIGH & MED. PRESS. HOSE

MEGACRIMP® CPLGS.

PC CPLGS.

FIELD ATTACHABLE CPLGS.

AIR BRAKE HOSE & CPLGS.

MEGATECH® C5

HOSE & CPLGS.

LOW PRESS. HOSE & CPLGS.

C14 HOSE & CPLGS.

POLARSEAL® HOSE & CPLGS.

PWR. STG. HOSE & CPLGS.

THERMO-PLASTIC HOSE & CPLGS.

ADAPTERS

QUICK DISCONNECT CPLGS.

ACCESSORIES & ASSORTMENTS

PART NUMBER INDEXES



The World's Most Trusted Name in Belts, Hose and Hydraulics.

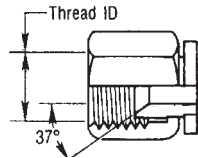
www.gates.com

G18


GL Couplings* – G43 Series

*Special GL Dies Required.

Female JIC 37° Flare Swivel

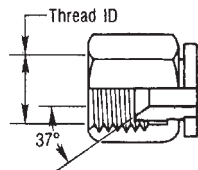


JIC 37° Flare Female (FJX)

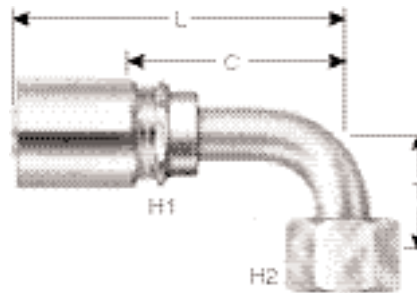


Descr	#		⌀		🌀	H1	H2	L		C	
			"	mm		"	"	"	mm	"	mm
12GL-12FJX	G43170-1212	7348-00205	3/4	19.1	1 1/16-12	1 1/16	1 1/4	3.68	93.5	1.67	42.5
12GL-14FJX	G43170-1214	7348-00215	3/4	19.1	1 3/16-12	1 1/8	1 3/8	3.65	92.7	1.64	41.6
12GL-16FJX	G43170-1216	7348-00225	3/4	19.1	1 5/16-12	1 1/4	1 1/2	3.78	96.0	1.77	45.0
16GL-16FJX	G43170-1616	7348-00235	1	25.4	1 5/16-12	1 3/8	1 1/2	4.17	106.0	1.94	49.2
20GL-20FJX	G43170-2020	7348-00245	1 1/4	31.8	1 5/8-12	1 3/4	2	4.58	116.4	2.26	57.4
24GL-20FJX	G43170-2420	7348-00195	1 1/2	38.1	1 5/8-12	1 3/4	2	4.58	116.4	2.26	57.4
24GL-24FJX	G43170-2424	7348-00255	1 1/2	38.1	1 7/8-12	2	2 1/4	5.10	129.5	2.55	64.7
32GL-32FJX	G43170-3232	7348-00265	2	50.8	2 1/2-12	2 1/2	2 7/8	5.98	152.0	2.92	74.2
40GL-40FJX	G43170-4040	7305-05475	2 1/2	63.5	3-12	3	3 1/2	5.36	136.1	2.91	73.9

Female JIC 37° Flare Swivel – 90° Bent Tube



JIC 37° Flare Female (FJX)




Descr	#		⌀		🌀	H1	H2	T	L		C		
			"	mm		"	"	"	mm	"	mm	"	mm
12GL-12FJX90S	G43179-1212	7348-01385	3/4	19.1	1 1/16-12	1 1/16	1 1/4	1.89	48.0	4.61	117.0	2.60	66.0
16GL-16FJX90S	G43179-1616	7348-01485	1	25.4	1 5/16-12	1 3/8	1 1/2	2.20	56.0	5.12	130.0	2.88	73.2
20GL-20FJX90M	G43180-2020	7348-01525	1 1/4	31.8	1 5/8-12	1 3/4	2	3.07	78.0	6.24	158.4	3.91	99.4
24GL-20FJX90M	G43180-2420	7348-01585	1 1/2	38.1	1 5/8-12	1 3/4	2	3.07	78.0	6.24	158.4	3.91	99.4
24GL-24FJX90-092	G43183-2424	7348-01545	1 1/2	38.1	1 7/8-12	2	2 1/4	4.05	98.0	7.10	173.2	4.85	110.7



***Special GL Dies Required.**

Female Flat-Face Swivel

SAE J1453 O-Ring Face Seal.

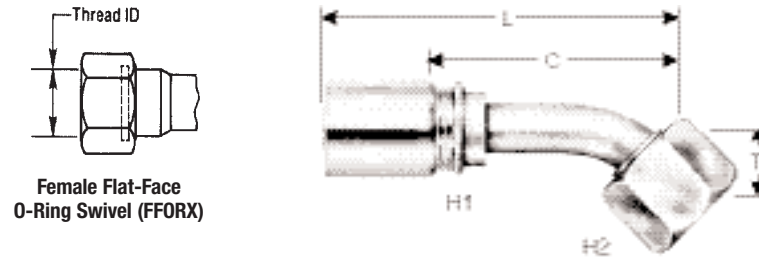


Female Flat-Face O-Ring Swivel (FFORX)

Descr	#		⊕		🌀	H1	H2	L		C	
			"	mm		"	"	"	mm	"	mm
12GL-12FFORX	G43230-1212	7348-00305	3/4	19.1	1 3/16-12	1 1/16	1 3/8	3.78	96.0	1.77	45.0
16GL-16FFORX	G43230-1616	7348-00355	1	25.4	1 7/16-12	1 3/8	1 5/8	4.46	113.4	2.22	56.5
20GL-20FFORX	G43230-2020	7348-00365	1 1/4	31.8	1 11/16-12	1 3/4	1 7/8	4.50	114.4	2.18	55.4

Female Flat-Face Flare Swivel – 45° Bent Tube

SAE J1453 O-Ring Face Seal.

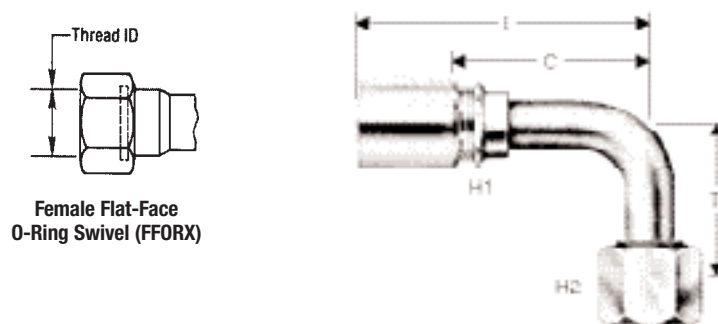


Female Flat-Face O-Ring Swivel (FFORX)

Descr	#		⊕		🌀	H1	H2	T	L		C		
			"	mm		"	"	"	mm	"	mm	"	mm
12GL-12FFORX45S	G43234-1212	7348-00405	3/4	19.1	1 3/16-12	1 1/16	1 3/8	0.83	21.0	4.67	118.5	2.66	67.5
16GL-16FFORX45S	G43234-1616	7348-00415	1	25.4	1 7/16-12	1 3/8	1 5/8	0.94	24.0	5.08	129.1	2.85	72.3
20GL-20FFORX45S	G43234-2020	7348-00425	1 1/4	31.8	1 11/16-12	1 3/4	1 7/8	0.98	25.0	5.81	147.6	3.49	88.6

Female Flat-Face Swivel – 90° Medium Bent Tube

SAE J1453 O-Ring Face Seal.



Female Flat-Face O-Ring Swivel (FFORX)

Descr	#		⊕		🌀	H1	H2	T	L		C		
			"	mm		"	"	"	mm	"	mm	"	mm
12GL-12FFORX90M	G43240-1212	7348-02155	3/4	19.1	1 3/16-12	1 1/16	1 1/4	1.89	48.0	4.61	117.0	2.60	66.0

EQUIPMENT

HOSE/CPLG. SELECTION

TECH. DATA

EXT. & VERY HIGH PRESS. HOSE

GS CPLGS.

PCM CPLGS.

PCS CPLGS.

HIGH & MED. PRESS. HOSE

MEGACRIMP® CPLGS.

PC CPLGS.

FIELD ATTACHABLE CPLGS.

AIR BRAKE HOSE & CPLGS.

MEGATECH® C5 HOSE & CPLGS.

LOW PRESS. HOSE & CPLGS.

C14 HOSE & CPLGS.

POLARSEAL® HOSE & CPLGS.

PWR. STG. HOSE & CPLGS.

THERMO-PLASTIC HOSE & CPLGS.

ADAPTERS

QUICK DISCONNECT CPLGS.

ACCESSORIES & ASSORTMENTS

PART NUMBER INDEXES

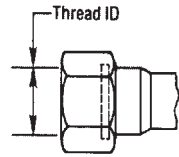


GL Couplings* – G43 Series

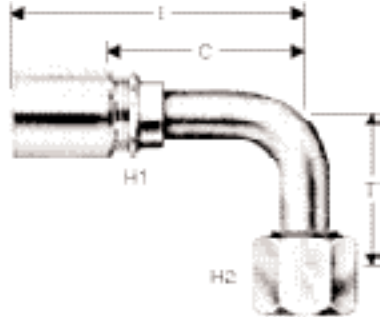
*Special GL Dies Required.

Female Flat-Face Swivel – 90° Bent Tube

SAE J1453 O-Ring Face Seal.

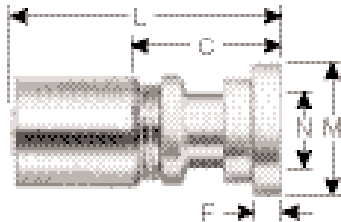


Female Flat-Face O-Ring Swivel (FFORX)



Descr	#		⌀		🌀	H1	H2	T		L		C	
			"	mm		"	"	"	mm	"	mm	"	mm
12GL-12FFORX90S	G43239-1212	7348-00455	3/4	19.1	1 3/16-12	1 1/16	1 3/8	1.89	48.0	4.28	108.8	2.28	57.2
16GL-16FFORX90S	G43239-1616	7348-00465	1	25.4	1 7/16-12	1 3/8	1 5/8	2.20	56.0	5.11	129.9	2.88	73.1
20GL-20FFORX90S	G43239-2020	7348-00475	1 1/4	31.8	1 11/16-12	1 3/4	1 7/8	2.52	64.0	5.51	140.0	3.19	81.0

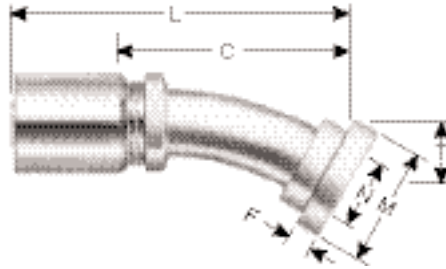
Code 61 O-Ring Flange



Descr	#		⌀		N	M	L		C		F		
			"	mm	"	"	mm	"	mm	"	mm	"	mm
12GL-12FL	G43300-1212	7348-00505	3/4	19.1	3/4	1.50	38.1	3.86	98.0	1.85	47.0	0.27	6.7
16GL-16FL	G43300-1616	7348-00555	1	25.4	1	1.75	44.5	3.78	96.0	1.54	39.2	0.32	8.0
20GL-20FL	G43300-2020	7348-00525	1 1/4	31.8	1 1/4	2.00	50.8	4.43	112.5	2.11	53.5	0.32	8.0
24GL-24FL	G43300-2424	7348-00535	1 1/2	38.1	1 1/2	2.38	60.5	4.94	125.4	2.30	58.4	0.32	8.0
32GL-32FL	G43300-3232	7348-00545	2	50.8	2	2.81	71.4	5.61	142.5	2.54	64.5	0.38	9.5
40GL-40FL	G43300-4040	7305-05505	2 1/2	63.5	2 1/2	3.31	84.1	5.66	143.8	3.15	80.0	0.38	9.5
40GL-48FL	G43300-4048	7305-05605	2 1/2	63.5	3	4.00	101.6	5.66	143.8	3.21	81.5	0.38	9.5
ADAPTERS	40GL-56FL	G43300-4056	2 1/2	63.5	3 1/2	4.50	114.3	5.33	135.4	2.77	70.4	0.44	11.2
	40GL-64FL	G43300-4064	2 1/2	63.5	4	5.00	127.0	5.33	135.4	2.88	73.2	0.44	11.2
QUICK DISCONNECT CPLGS.	48GL-48FL	G43300-4848	3	76.2	3	4.00	101.6	6.54	166.1	3.46	87.9	0.38	9.5
	56GL-56FL	G43300-5656	3 1/2	88.9	3 1/2	4.50	114.3	6.70	170.2	3.06	77.7	0.44	11.2
	64GL-64FL	G43300-6464	4	101.6	4	5.00	127.0	7.74	196.6	3.70	94.0	0.44	11.2

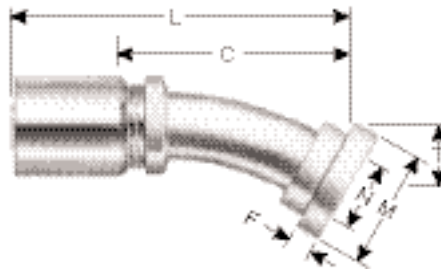
*Special GL Dies Required.

Code 61 O-Ring Flange – 22½° Bent Tube



Descr	#		⊕		N	M		T		L		C		F	
			"	mm		"	"	mm	"	mm	"	mm	"	mm	"
24GL-24FL22M	G43302-2424	7348-00575	1 1/2	38.1	1 1/2	2.38	60.5	0.71	18.0	6.39	162.3	3.76	95.4	0.32	8.1
40GL-40FL22	G43302-4040	7305-05515	2 1/2	63.5	2 1/2	3.31	84.1	0.63	16.0	6.81	173.0	4.36	110.7	0.38	9.5
40GL-48FL22	G43302-4048	7305-05615	2 1/2	63.5	3	4.00	101.6	0.67	17.0	6.86	174.2	4.41	112.0	0.38	9.5

Code 61 O-Ring Flange – 30° Bent Tube



Descr	#		⊕		N	M		T		L		C		F	
			"	mm		"	"	mm	"	mm	"	mm	"	mm	"
12GL-12FL30M	G43304-1212	7348-00605	3/4	19.1	3/4	1.50	38.1	0.63	16.0	4.51	114.6	2.50	63.5	0.27	6.9
16GL-16FL30M	G43304-1616	7348-00615	1	25.4	1	1.75	44.5	0.75	19.0	4.92	125.0	2.69	68.3	0.32	8.1
20GL-20FL30M	G43304-2020	7348-00625	1 1/4	31.8	1 1/4	2.00	50.8	0.87	22.0	5.37	136.4	3.05	77.5	0.32	8.1
24GL-24FL30M	G43304-2424	7348-00635	1 1/2	38.1	1 1/2	2.38	60.5	1.18	30.0	6.86	174.2	4.22	107.3	0.32	8.1
32GL-32FL30M	G43304-3232	7348-00645	2	50.8	2	2.81	71.4	1.26	32.0	7.78	197.6	4.72	119.8	0.38	9.5
40GL-40FL30	G43304-4040	7305-05525	2 1/2	63.5	2 1/2	3.31	84.1	1.08	27.4	7.30	185.4	4.85	123.2	0.38	9.5
40GL-48FL30	G43304-4048	7305-05625	2 1/2	63.5	3	4.00	101.6	1.08	27.4	7.36	186.9	4.91	124.7	0.38	9.5
48GL-48FL30	G43304-4848	7305-05825	3	76.2	3	4.00	101.6	1.12	28.4	8.23	209.0	5.15	130.8	0.38	9.5

EQUIPMENT

HOSE/CPLG. SELECTION

TECH. DATA

EXT. & VERY HIGH PRESS. HOSE

GS CPLGS.

PCM CPLGS.

PCS CPLGS.

HIGH & MED. PRESS. HOSE

MEGACRIMP® CPLGS.

PC CPLGS.

FIELD ATTACHABLE CPLGS.

AIR BRAKE HOSE & CPLGS.

MEGATECH® C5 HOSE & CPLGS.

LOW PRESS. HOSE & CPLGS.

C14 HOSE & CPLGS.

POLARSEAL® HOSE & CPLGS.

PWR. STG. HOSE & CPLGS.

THERMO-PLASTIC HOSE & CPLGS.

ADAPTERS

QUICK DISCONNECT CPLGS.

ACCESSORIES & ASSORTMENTS

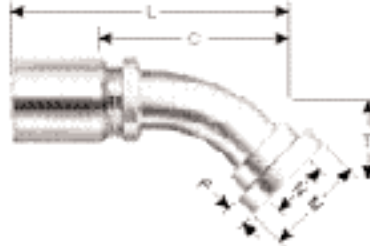
PART NUMBER INDEXES



GL Couplings* – G43 Series

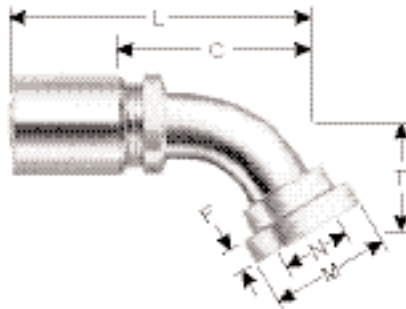
*Special GL Dies Required.

Code 61 O-Ring Flange – 45° Bent Tube



Descr	#		⊕		N		M		T		L		C		F	
			"	mm	"	"	mm	"	mm	"	mm	"	mm	"	mm	
12GL-12FL45M	G43307-1212	7348-00705	3/4	19.1	3/4	1.50	38.1	1.02	26.0	4.67	118.6	2.66	67.6	0.27	6.9	
16GL-16FL45M	G43307-1616	7348-00715	1	25.4	1	1.75	44.5	1.10	28.0	5.11	129.8	2.87	72.9	0.32	8.1	
20GL-20FL45M	G43307-2020	7348-00725	1 1/4	31.8	1 1/4	2.00	50.8	1.26	32.0	5.59	142.0	3.29	83.6	0.32	8.1	
24GL-24FL45S	G43306-2424	7348-00735	1 1/2	38.1	1 1/2	2.38	60.5	1.50	38.0	6.62	168.2	3.99	101.3	0.32	8.1	
32GL-32FL45S	G43306-3232	7348-00745	2	50.8	2	2.81	71.4	2.05	52.0	8.07	204.9	5.00	127.1	0.38	9.5	
40GL-40FL45	G43307-4040	7305-05535	2 1/2	63.5	2 1/2	3.31	84.1	1.72	43.7	7.72	196.1	5.27	133.9	0.38	9.5	
40GL-48FL45	G43307-4048	7305-05635	2 1/2	63.5	3	4.00	101.6	1.76	44.7	7.76	197.1	5.31	134.9	0.38	9.5	
48GL-48FL45	G43307-4848	7305-05835	3	76.2	3	4.00	101.6	2.03	51.6	9.18	233.2	6.10	154.9	0.38	9.5	
56GL-56FL45	G43307-5656	7305-06335	3 1/2	88.9	3 1/2	4.50	114.3	2.13	54.1	9.66	245.4	6.02	152.9	0.44	11.2	
56GL-64FL45	G43307-5664	7305-06385	3 1/2	88.9	4	5.00	127.0	2.13	54.1	9.66	245.4	6.02	152.9	0.44	11.2	
64GL-64FL45	G43307-6565	7305-06725	4	101.6	4	5.00	127.0	3.61	91.69	12.70	322.3	8.66	153.0	0.44	11.2	

Code 61 O-Ring Flange – 60° Bent Tube

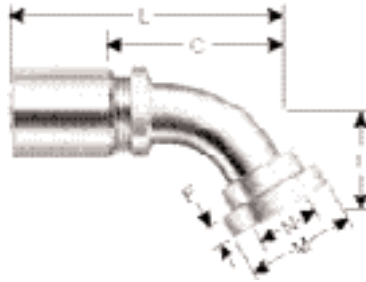


Descr	#		⊕		N		M		T		L		C		F	
			"	mm	"	"	mm	"	mm	"	mm	"	mm	"	mm	
12GL-12FL60M	G43309-1212	7348-00805	3/4	19.1	3/4	1.50	38.1	1.46	37.0	4.61	117.1	2.60	66.0	0.27	6.9	
16GL-16FL60M	G43309-1616	7348-00815	1	25.4	1	1.75	44.5	1.73	44.0	5.14	130.6	2.90	73.7	0.32	8.1	
20GL-20FL60S	G43308-2020	7348-00825	1 1/4	31.8	1 1/4	2.00	50.8	1.77	45.0	5.67	144.0	3.35	85.1	0.32	8.1	
24GL-24FL60S	G43308-2424	7348-00835	1 1/2	38.1	1 1/2	2.38	60.5	2.09	53.0	6.63	168.4	3.99	101.4	0.32	8.1	
32GL-32FL60S	G43308-3232	7348-00845	2	50.8	2	2.81	71.4	2.95	75.0	8.58	218.0	5.52	140.3	0.38	9.5	
40GL-40FL60	G43309-4040	7305-05545	2 1/2	63.5	2 1/2	3.31	84.1	2.63	66.8	8.13	206.5	5.68	144.3	0.38	9.5	
48GL-48FL60	G43309-4848	7305-05845	3	76.2	3	4.00	101.6	3.11	79.0	9.66	245.4	6.58	167.1	0.38	9.5	

GL Couplings* – G43 Series

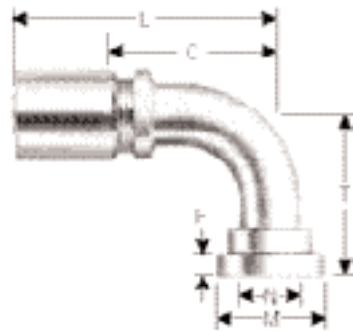
*Special GL Dies Required.

Code 61 O-Ring Flange – 67½° Bent Tube



Descr	#		⊖		N	M		T		L		G		F	
			"	mm		"	mm	"	mm	"	mm	"	mm	"	mm
32GL-32FL67S	G43311-3232	7348-00875	2	50.8	2	2.81	71.4	3.35	85.0	8.56	217.3	5.49	139.5	0.38	9.5
40GL-40FL67	G43311-4040	7305-05555	2 1/2	63.5	2 1/2	3.31	84.1	3.13	79.5	8.22	208.8	5.77	146.6	0.38	9.5
48GL-48FL67	G43311-4848	7305-05905	3	76.2	3	4.00	101.6	3.87	98.3	9.50	241.3	6.42	163.1	0.38	9.5
64GL-64FL67	G43311-6464	7305-06635	4	101.6	4	5.00	127.0	6.90	175.3	14.20	360.7	10.17	258.3	0.44	11.2

Code 61 O-Ring Flange – 90° Bent Tube



Descr	#		⊖		N	M		T		L		G		F	
			"	mm		"	mm	"	mm	"	mm	"	mm	"	mm
12GL-12FL90M	G43315-1212	7348-00905	3/4	19.1	3/4	1.50	38.1	2.28	58.0	4.40	111.7	2.39	60.7	0.27	6.9
12GL-16FL90S	G43314-1216	7348-00915	3/4	19.1	1	1.75	44.5	2.40	61.0	4.40	111.7	2.39	60.7	0.32	8.1
16GL-16FL90S	G43314-1616	7348-00925	1	25.4	1	1.75	44.5	2.40	61.0	5.04	128.1	2.81	71.3	0.32	8.1
16GL-20FL90S	G43314-1620	7348-00935	1	25.4	1 1/4	2.00	50.8	2.68	68.0	5.04	128.1	2.81	71.3	0.32	8.1
20GL-20FL90S	G43314-2020	7348-00945	1 1/4	31.8	1 1/4	2.00	50.8	2.68	68.0	5.41	137.5	3.09	78.5	0.32	8.1
20GL-24FL90-068	G43314-2024	7348-00955	1 1/4	31.8	1 1/2	2.38	60.5	2.68	68.0	5.41	137.5	3.09	78.5	0.32	8.1
24GL-24FL90S	G43314-2424	7348-00965	1 1/2	38.1	1 1/2	2.38	60.5	3.12	79.2	6.26	159.0	3.62	91.9	0.32	8.1
32GL-32FL90S	G43314-3232	7348-00975	2	50.8	2	2.81	71.4	4.50	114.3	8.73	221.7	5.20	132.1	0.38	9.5
40GL-40FL90	G43315-4040	7305-05565	2 1/2	63.5	2 1/2	3.31	84.1	4.62	117.3	8.06	204.7	5.61	142.5	0.38	9.5
40GL-48FL90	G43315-4048	7305-05665	2 1/2	63.5	3	4.00	101.6	4.62	117.3	8.12	206.2	5.67	144.0	0.38	9.5
40GL-56FL90	G43315-4056	7305-05765	2 1/2	63.5	3 1/2	4.50	114.3	4.62	117.3	8.25	209.6	5.80	147.3	0.44	11.2
48GL-48FL90	G43315-4848	7305-05855	3	76.2	3	4.00	101.6	5.50	139.7	9.70	246.4	6.62	168.1	0.38	9.5
56GL-56FL90	G43315-5656	7305-06365	3 1/2	88.9	3 1/2	4.50	114.3	5.63	143.0	10.17	258.3	6.53	165.9	0.44	11.2
56GL-64FL90	G43315-5664	7305-06395	3 1/2	88.9	4	5.00	127.0	6.90	175.3	10.09	256.3	6.45	163.8	0.44	11.2
64GL-64FL90	G43315-6464	7305-06645	4	101.6	4	5.00	127.0	7.38	187.5	12.61	320.3	8.58	217.9	0.44	11.2

EQUIPMENT

HOSE/CPLG. SELECTION

TECH. DATA

EXT. & VERY HIGH PRESS. HOSE

GS CPLGS.

PCM CPLGS.

PCS CPLGS.

HIGH & MED. PRESS. HOSE

MEGACRIMP® CPLGS.

PC CPLGS.

FIELD ATTACHABLE CPLGS.

AIR BRAKE HOSE & CPLGS.

MEGATECH® C5 HOSE & CPLGS.

LOW PRESS. HOSE & CPLGS.

C14 HOSE & CPLGS.

POLARSEAL® HOSE & CPLGS.

PWR. STG. HOSE & CPLGS.

THERMO-PLASTIC HOSE & CPLGS.

ADAPTERS

QUICK DISCONNECT CPLGS.

ACCESSORIES & ASSORTMENTS

PART NUMBER INDEXES



Gates C14 PTFE Hose (SAE 100R14 Type A) & C14CT PTFE Hose (SAE 100R14 Type B)

Fleet Application

EQUIPMENT

HOSE/CPLG. SELECTION

TECH. DATA

EXT. & VERY HIGH PRESS. HOSE

GS CPLGS.

PCM CPLGS.

PCS CPLGS.

HIGH & MED. PRESS. HOSE

MEGACRIMP® CPLGS.

PC CPLGS.

FIELD ATTACHABLE CPLGS.

AIR BRAKE HOSE & CPLGS.

MEGATECH® C5 HOSE & CPLGS.

LOW PRESS. HOSE & CPLGS.

C14 HOSE & CPLGS.

POLARSEAL® HOSE & CPLGS.

PWR. STG. HOSE & CPLGS.

THERMO-PLASTIC HOSE & CPLGS.

ADAPTERS

QUICK DISCONNECT CPLGS.

ACCESSORIES & ASSORTMENTS

PART NUMBER INDEXES

Recommended For: Air compressor discharge, hot oil and fluids, hot and greasy environments.

C14 Tube: Type A-Nonconductive white, smooth bore Polytetrafluoroethylene (PTFE)*.

C14CT Tube: Type B-Conductive black/white smooth bore PTFE*.

Cover/Reinforcement: One braid of 300 Series stainless steel wire.

Temperature Range: Dynamic: -65°F to +400°F (-54°C to +204°C); Static: -65°F to +450°F (-54°C to +232°C).

Couplings (see swage section of crimp manual for specifics):
C14 Couplings, pages H4-11.



SPECIFICATIONS

Description	Part No. (25' Length)	Part No. (Bulk Carton)	Product No. (Bulk Carton)	Hose I.D. (In.)	Hose O.D. (In.)	Working Pressure (psi)	Min. Burst Pressure (psi)	Min. Bend Radius (In.)	Vacuum (In. Hg)	Approx. Bulk Carton Length (Ft.)
4C14	85700	70804	7752-0400	3/16	0.31	1,500	10,000	2.00	28	400
5C14	85701	70805	7752-0500	1/4	0.38	1,500	9,000	3.00	28	350
6C14	85702	70806	7752-0600	5/16	0.45	1,500	8,000	4.00	28	300
8C14	85703	70808	7752-0800	13/32	0.55	1,000	6,000	5.25	28	250
10C14	85704	70810	7752-1000	1/2	0.65	800	6,000	6.50	20	200
12C14	85705	70812	7752-1200	5/8	0.79	800	5,000	7.75	20	150
16C14	85706	70816	7752-1600	7/8	1.03	800	3,500	9.00	14	100
6C14CT [®]	85730	70906	7752-3600	5/16	0.45	1,500	8,000	4.00	28	300
8C14CT [®]	85731	70908	7752-3800	13/32	0.55	1,000	6,000	5.25	28	250

STATIC[®] APPLICATION SPECIFICATIONS

These are the specifications for non-impulse (static) applications; i.e., compressor discharge, chemical transfer, steam, etc.

Description	Part No. (25' Length)	Part No. (Bulk Carton)	Product No. (Bulk Carton)	Hose I.D. (In.)	Hose O.D. (In.)	Working Pressure (psi) 72°F (22°C)	Min. Burst Pressure (psi) 72°F (22°C)	Working Pressure (psi) 450°F (232°C)	Min. Burst Pressure (psi) 450°F (232°C)	Min. Bend Radius (In.)	Vacuum (In. Hg)	Approx. Bulk Carton Length (Length) (Ft.)
4C14	85700	70804	7752-0400	3/16	0.31	3,000	12,000	1,500	6,000	2.00	28	400
5C14	85701	70805	7752-0500	1/4	0.38	3,000	12,000	1,500	6,000	3.00	28	350
6C14	85702	70806	7752-0600	3/16	0.45	2,500	10,000	1,500	6,000	4.00	28	300
8C14	85703	70808	7752-0800	13/32	0.55	2,000	8,000	1,000	4,000	5.25	28	250
10C14	85704	70810	7752-1000	1/2	0.65	1,500	6,000	800	3,200	6.50	20	200
12C14	85705	70812	7752-1200	5/8	0.79	1,200	4,800	800	2,600	7.75	20	150
16C14	85706	70816	7752-1600	7/8	1.03	1,000	4,000	800	2,200	9.00	14	100
6C14CT [®]	85730	70906	7752-3600	5/16	0.45	2,500	10,000	1,500	6,000	4.00	28	300
8C14CT [®]	85731	70908	7752-3800	13/32	0.55	2,000	8,000	1,000	4,000	5.25	28	250

*For applications that fall outside the Static and Dynamic parameters, contact your Gates representative.

[®]Type B-Conductive Tube.

Electrostatic Discharge: Many applications involving PTFE hose do not require a conductive tube. But you must review the potential for electrostatic discharge for every application and be aware that static electricity can be hazardous. In those cases where electrostatic discharge can occur, conductive PTFE hose with a conductive tube (Gates C14CT) is recommended. For more information on electrostatic discharge, refer to Technical Data Section (page C65).





Two Female Dual Seat JIC 37°/SAE 45° Flare Swivel (FJSX) Couplings



Descr	#		⊕		L	
			"	mm	"	mm
10C14-10FJSX-10FJSX-18	4479-0002	G89170-1018	1/2	12.7	18.00	457.2
10C14-10FJSX-10FJSX-24	4479-0003	G89170-1024	1/2	12.7	24.00	609.6
10C14-10FJSX-10FJSX-30	4479-0004	G89170-1030	1/2	12.7	30.00	762.0
10C14-10FJSX-10FJSX-36	4479-0005	G89170-1036	1/2	12.7	36.00	914.4
10C14-10FJSX-10FJSX-42	4479-0006	G89170-1042	1/2	12.7	42.00	1066.8
10C14-10FJSX-10FJSX-48	4479-0007	G89170-1048	1/2	12.7	48.00	1219.2
10C14-10FJSX-10FJSX-54	4479-0008	G89170-1054	1/2	12.7	54.00	1371.6
10C14-10FJSX-10FJSX-72	4479-0009	G89170-1072	1/2	12.7	72.00	1828.8
10C14-10FJSX-10FJSX-84	4479-0010	G89170-1084	1/2	12.7	84.00	2133.6

Two Air Brake Compression (ABC) Couplings



Descr	#		⊕		L	
			"	mm	"	mm
10C14-10ABC-10ABC-18	4479-0011	G89460-1018	1/2	12.7	18.00	457.2
10C14-10ABC-10ABC-24	4479-0012	G89460-1024	1/2	12.7	24.00	609.6

Two Straight Tube Assembly (STA) Couplings



Descr	#		⊕		L	
			"	mm	"	mm
10C14-10STA-10STA-18	4479-0013	G89461-1018	1/2	12.7	18.00	457.2
10C14-10STA-10STA-24	4479-0014	G89461-1024	1/2	12.7	24.00	609.6
10C14-10STA-10STA-36	4479-0015	G89461-1036	1/2	12.7	36.00	914.4
12C14-12STA-12STA-24	4479-0020	G89461-1224	5/8	15.9	24.00	609.6
12C14-12STA-12STA-36	4479-0021	G89461-1236	5/8	15.9	36.00	914.4

EQUIPMENT

HOSE/CPLG. SELECTION

TECH. DATA

EXT. & VERY HIGH PRESS. HOSE

GS CPLGS.

PCM CPLGS.

PCS CPLGS.

HIGH & MED. PRESS. HOSE

MEGACRIMP® CPLGS.

PC CPLGS.

FIELD ATTACHABLE CPLGS.

AIR BRAKE HOSE & CPLGS.

MEGATECH® C5 HOSE & CPLGS.

LOW PRESS. HOSE & CPLGS.

C14 HOSE & CPLGS.

POLARSEAL® HOSE & CPLGS.

PWR. STG. HOSE & CPLGS.

THERMO-PLASTIC HOSE & CPLGS.

ADAPTERS

QUICK DISCONNECT CPLGS.


ACCESSORIES & ASSORTMENTS

PART NUMBER INDEXES




C14 Couplings – G40 Series

One Straight Tube Assembly (STA) Coupling and One Air Brake Compression (ABC) Coupling



Descr	#		⌀		L	
			"	mm	"	mm
10C14-10STA-10ABC-18	4479-0016	G89462-1018	1/2	12.7	18.00	457.2
10C14-10STA-10ABC-24	4479-0017	G89462-1024	1/2	12.7	24.00	609.6
10C14-10STA-10ABC-36	4479-0018	G89462-1036	1/2	12.7	36.00	914.4
10C14-10STA-10ABC-48	4479-0019	G89462-1048	1/2	12.7	48.00	1219.2
12C14-12STA-12ABC-24	4479-0022	G89462-1224	5/8	15.9	24.00	609.6
12C14-12STA-12ABC-36	4479-0023	G89462-1236	5/8	15.9	36.00	914.4
12C14-12STA-12ABC-48	4479-0024	G89462-1248	5/8	15.9	48.00	1219.2

Power Trim Assemblies



Descr	#		⌀		🌀	L		🕒	🕒
			"	mm		"	mm		
PTA-45	7752-00455	G89502-0414	3/16	4.8	3/8-24	14.50	368.3	2,500	1,000
PTA-90	7752-00905	G89504-0414	3/16	4.8	3/8-24	14.50	368.3	2,500	1,000

EQUIPMENT

HOSE/CPLG. SELECTION

TECH. DATA

EXT. & VERY HIGH PRESS. HOSE

GS CPLGS.

PCM CPLGS.

PCS CPLGS.

HIGH & MED. PRESS. HOSE

MEGACRIMP® CPLGS.

PC CPLGS.

FIELD ATTACHABLE CPLGS.

AIR BRAKE HOSE & CPLGS.

MEGATECH® C5 HOSE & CPLGS.

LOW PRESS. HOSE & CPLGS.

C14 HOSE & CPLGS.

POLARSEAL® HOSE & CPLGS.

PWR. STG. HOSE & CPLGS.

THERMO-PLASTIC HOSE & CPLGS.

ADAPTERS

QUICK DISCONNECT CPLGS.

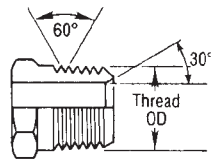
ACCESSORIES & ASSORTMENTS

PART NUMBER INDEXES

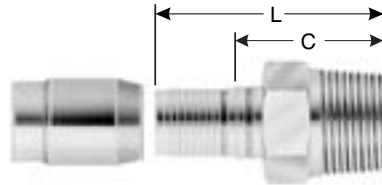
C14 Couplings – G40 Series



Male Pipe (NPTF – 30° Cone Seat) – Stainless Steel



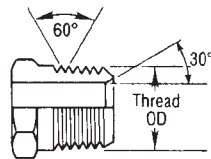
NPTF Solid Male (MP)



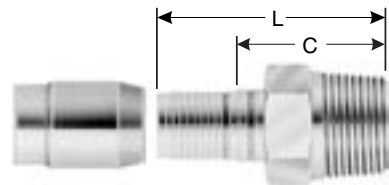
H1

Descr	#		⌀		🌀	H1			C	
			"	mm		"	"	mm	"	mm
4C14-2MP-SS	G40100-0402S	7753-00085	3/16	4.8	1/8-27	7/16	1.26	32.0	0.81	20.6
4C14-4MP-SS	G40100-0404S	7753-00015	3/16	4.8	1/4-18	9/16	1.47	37.3	1.02	25.9
5C14-4MP-SS	G40100-0504S	7753-00025	1/4	6.3	1/4-18	9/16	1.47	37.3	1.02	25.9
6C14-4MP-SS	G40100-0604S	7753-00095	5/16	7.9	1/4-18	9/16	1.60	40.6	1.05	26.7
6C14-6MP-SS	G40100-0606S	7753-00035	5/16	7.9	3/8-18	11/16	1.63	41.4	1.08	27.4
8C14-6MP-SS	G40100-0806S	7753-00105	13/32	10.3	3/8-18	11/16	1.68	42.7	1.07	27.2
8C14-8MP-SS	G40100-0808S	7753-00045	13/32	10.3	1/2-14	7/8	1.93	49.0	1.32	33.5
10C14-8MP-SS	G40100-1008S	7753-00055	1/2	12.7	1/2-14	7/8	2.05	52.1	1.35	34.3
12C14-12MP-SS	G40100-1212S	7753-00065	5/8	15.9	3/4-14	1 1/16	2.21	56.1	1.44	36.6
16C14-16MP-SS	G40100-1616S	7753-00075	7/8	22.2	1-11 1/2	1 3/8	2.56	65.0	1.65	41.9

Male Pipe (NPTF – 30° Cone Seat) – Brass



NPTF Solid Male (MP)



H1

Descr	#		⌀		🌀	H1			C	
			"	mm		"	"	mm	"	mm
4C14-2MP-B	G40100-0402B	7753-10085	3/16	4.8	1/8-27	7/16	1.26	32.0	0.81	20.6
4C14-4MP-B	G40100-0404B	7753-10015	3/16	4.8	1/4-18	9/16	1.47	37.3	1.02	25.9
5C14-4MP-B	G40100-0504B	7753-10025	1/4	6.3	1/4-18	9/16	1.47	37.3	1.02	25.9
6C14-4MP-B	G40100-0604B	7753-10095	5/16	7.9	1/4-18	9/16	1.60	40.6	1.05	26.7
6C14-6MP-B	G40100-0606B	7753-10035	5/16	7.9	3/8-18	11/16	1.63	41.4	1.08	27.4
8C14-6MP-B	G40100-0806B	7753-10105	13/32	10.3	3/8-18	11/16	1.68	42.7	1.07	27.2
8C14-8MP-B	G40100-0808B	7753-10045	13/32	10.3	1/2-14	7/8	1.93	49.0	1.32	33.5
10C14-8MP-B	G40100-1008B	7753-10055	1/2	12.7	1/2-14	7/8	2.05	52.1	1.35	34.3
12C14-12MP-B	G40100-1212B	7753-10065	5/8	15.9	3/4-14	1 1/16	2.21	56.1	1.44	36.6
16C14-16MP-B	G40100-1616B	7753-10075	7/8	22.2	1-11 1/2	1 3/8	2.56	65.0	1.65	41.9

EQUIPMENT

HOSE/CPLG. SELECTION

TECH. DATA

EXT. & VERY HIGH PRESS. HOSE

GS CPLGS.

PCM CPLGS.

PCS CPLGS.

HIGH & MED. PRESS. HOSE

MEGACRIMP® CPLGS.

PC CPLGS.

FIELD ATTACHABLE CPLGS.

AIR BRAKE HOSE & CPLGS.

MEGATECH® C5 HOSE & CPLGS.

LOW PRESS. HOSE & CPLGS.

C14 HOSE & CPLGS.

POLARSEAL® HOSE & CPLGS.

PWR. STG. HOSE & CPLGS.

THERMO-PLASTIC HOSE & CPLGS.

ADAPTERS

QUICK DISCONNECT CPLGS.

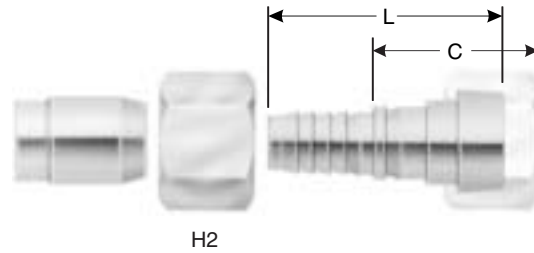
ACCESSORIES & ASSORTMENTS

PART NUMBER INDEXES



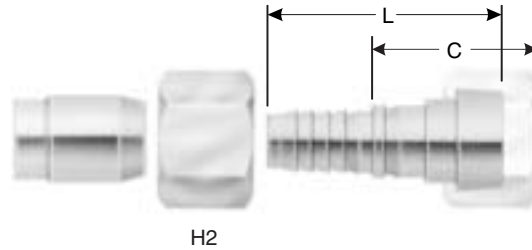
C14 Couplings – G40 Series

Dual Seat Female JIC 37°/ SAE 45° Flare Swivel – Stainless Steel



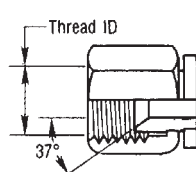
Descr	#		⊕		🌀	H2		L		C	
			"	mm		"	"	mm	"	mm	
4C14-4FJSX-SS	G40170-0404S	7753-00125	3/16	4.8	7/16-20	9/16	0.95	24.1	0.87	22.1	
5C14-5FJSX-SS	G40170-0505S	7753-00135	1/4	6.3	1/2-20	11/16	1.01	25.7	0.94	23.9	
8C14-8FJSX-SS	G40170-0808S	7753-00155	13/32	10.3	3/4-16	7/8	1.30	33.0	1.13	28.7	
10C14-10FJSX-SS	G40170-1010S	7753-00165	1/2	12.7	7/8-14	1 1/16	1.47	37.3	1.29	32.8	
16C14-16FJSX-SS	G40170-1616S	7753-00185	7/8	22.2	1 5/16-12	1 1/2	1.75	44.5	1.46	37.1	

Dual Seat Female JIC 37°/ SAE 45° Flare Swivel – Brass

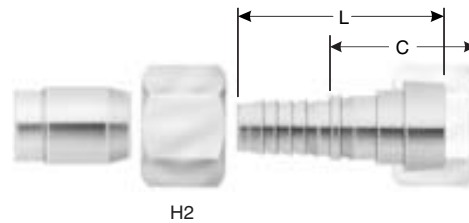


Descr	#		⊕		🌀	H2		L		C	
			"	mm		"	"	mm	"	mm	
4C14-4FJSX-B	G40170-0404B	7753-10125	3/16	4.8	7/16-20	9/16	0.95	24.1	0.79	20.1	
5C14-5FJSX-B	G40170-0505B	7753-10135	1/4	6.3	1/2-20	11/16	1.01	25.7	0.94	23.9	
8C14-8FJSX-B	G40170-0808B	7753-10155	13/32	10.3	3/4-16	7/8	1.30	33.0	1.13	28.7	
10C14-10FJSX-B	G40170-1010B	7753-10165	1/2	12.7	7/8-14	1 1/16	1.47	37.3	1.29	32.8	
16C14-16FJSX-B	G40170-1616B	7753-10185	7/8	22.2	1 5/16-12	1 1/2	1.75	44.5	1.46	37.1	

Female JIC 37° Flare Swivel – Stainless Steel



JIC 37° Flare Female (FJX)

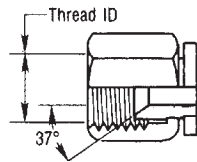


Descr	#		⊕		🌀	H2		L		C	
			"	mm		"	"	mm	"	mm	
6C14-6FJX-SS	G40170-0606S	7753-00145	5/16	7.9	9/16-18	3/4	1.19	30.2	1.01	25.7	
12C14-12FJX-SS	G40170-1212S	7753-00175	5/8	15.9	1 1/16-12	1 1/4	1.56	39.6	1.36	34.5	

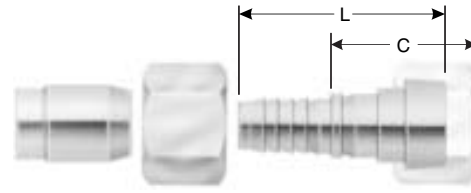
C14 Couplings – G40 Series



Female JIC 37° Flare Swivel – Brass



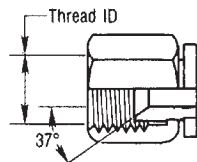
JIC 37° Flare Female (FJX)



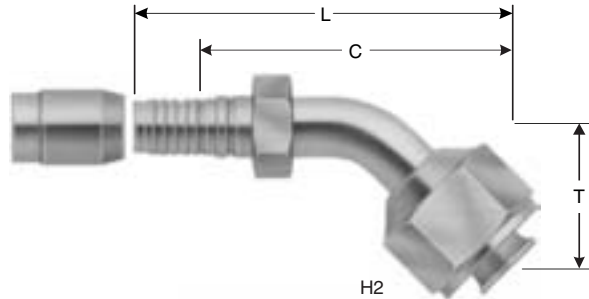
H2

Descr	#		⌀		🌀	H2	L		C	
			"	mm		"	"	mm	"	mm
6C14-6FJX-B	G40170-0606B	7753-10145	5/16	7.9	9/16-18	3/4	1.19	30.2	1.01	25.7
12C14-12FJX-B	G40170-1212B	7753-10175	5/8	15.9	1 1/16-12	1 1/4	1.56	39.6	1.36	34.5

Female JIC 37° Flare Swivel – 45° Bent Tube



JIC 37° Flare Female (FJX)



H2

Descr	#		⌀		🌀	H2	T		L		C	
			"	mm		"	"	mm	"	mm	"	mm
4C14-4FJX45	G40175-0404	7753-20495	3/16	4.8	7/16-20	9/16	0.41	10.4	1.69	42.9	1.25	31.8
5C14-5FJX45	G40175-0505	7753-20505	1/4	6.3	1/2-20	5/8	0.49	12.4	1.85	47.0	1.44	36.6
6C14-6FJX45	G40175-0606	7753-20515	5/16	7.9	9/16-18	11/16	0.55	14.0	2.13	54.1	1.62	41.1
8C14-8FJX45	G40175-0808	7753-20525	13/32	10.3	3/4-16	7/8	0.63	16.0	2.44	62.0	1.88	47.8
10C14-10FJX45	G40175-1010	7753-20535	1/2	12.7	7/8-14	1	0.75	19.1	2.78	70.6	2.08	52.8
12C14-12FJX45	G40175-1212	7753-20545	5/8	15.9	1 1/16-12	1 1/4	0.90	22.9	3.92	99.6	3.15	80.0
16C14-16FJX45	G40175-1616	7753-20555	7/8	22.2	1 5/16-12	1 1/2	1.13	28.7	4.77	121.2	3.86	98.0

EQUIPMENT

HOSE/CPLG. SELECTION

TECH. DATA

EXT. & VERY HIGH PRESS. HOSE

GS CPLGS.

PCM CPLGS.

PCS CPLGS.

HIGH & MED. PRESS. HOSE

MEGACRIMP® CPLGS.

PC CPLGS.

FIELD ATTACHABLE CPLGS.

AIR BRAKE HOSE & CPLGS.

MEGATECH® C5 HOSE & CPLGS.

LOW PRESS. HOSE & CPLGS.

C14 HOSE & CPLGS.

POLARSEAL® HOSE & CPLGS.

PWR. STG. HOSE & CPLGS.

THERMO-PLASTIC HOSE & CPLGS.

ADAPTERS

QUICK DISCONNECT CPLGS.

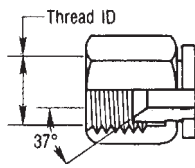
ACCESSORIES & ASSORTMENTS

PART NUMBER INDEXES

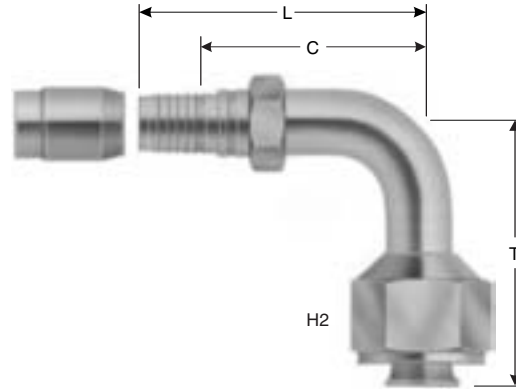


C14 Couplings – G40 Series

Female JIC 37° Flare Swivel – 90° Bent Tube

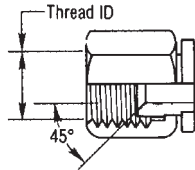


JIC 37° Flare Female (FJX)




Descr	#		⌀		🌀	H2		T		L		C	
			"	mm		"	"	mm	"	mm	"	mm	
4C14-4FJX90	G40179-0404	7753-20565	3/16	4.8	7/16-20	9/16	0.71	18.0	1.42	36.1	1.00	25.4	
5C14-5FJX90	G40179-0505	7753-20575	1/4	6.3	1/2-20	5/8	0.88	22.4	1.55	39.4	1.06	26.9	
6C14-6FJX90	G40179-0606	7753-20585	5/16	7.9	9/16-18	11/16	1.00	25.4	1.80	45.7	1.25	31.8	
8C14-8FJX90	G40179-0808	7753-20595	13/32	10.3	3/4-16	7/8	1.18	30.0	2.10	53.3	1.50	38.1	
10C14-10FJX90	G40179-1010	7753-20605	1/2	12.7	7/8-14	1	1.50	38.1	2.47	62.7	1.81	46.0	
12C14-12FJX90	G40179-1212	7753-20615	5/8	15.9	1 1/16-12	1 1/4	2.00	50.8	3.88	98.6	3.11	79.0	
16C14-16FJX90	G40179-1616	7753-20625	7/8	22.2	1 5/16-12	1 1/2	2.48	63.0	4.64	117.9	3.73	94.7	

Female SAE 45° Flare Swivel – Brass



SAE 45° Flare Swivel Female (FSX)



Descr	#		⌀		🌀	H2		L		C	
			"	mm		"	"	mm	"	mm	
6C14-6FSX-B	G40200-0606B	7753-10195	5/16	7.9	5/8-18	3/4	1.19	30.2	1.01	25.7	
12C14-12FSX-B	G40200-1212B	7753-10205	5/8	15.9	1 1/16-14	1 1/4	1.56	39.6	1.36	34.5	

EQUIPMENT

HOSE/CPLG. SELECTION

TECH. DATA

EXT. & VERY HIGH PRESS. HOSE

GS CPLGS.

PCM CPLGS.

PCS CPLGS.

HIGH & MED. PRESS. HOSE

MEGACRIMP® CPLGS.

PC CPLGS.

FIELD ATTACHABLE CPLGS.

AIR BRAKE HOSE & CPLGS.

MEGATECH® C5 HOSE & CPLGS.

LOW PRESS. HOSE & CPLGS.

C14 HOSE & CPLGS.

POLARSEAL® HOSE & CPLGS.

PWR. STG. HOSE & CPLGS.

THERMO-PLASTIC HOSE & CPLGS.

ADAPTERS

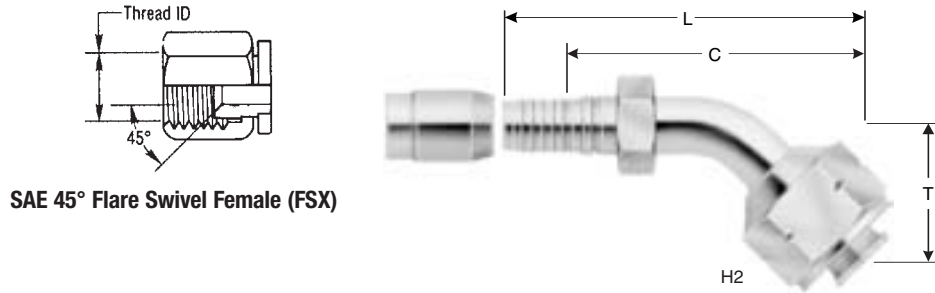
QUICK DISCONNECT CPLGS.

ACCESSORIES & ASSORTMENTS

PART NUMBER INDEXES

C14 Couplings – G40 Series

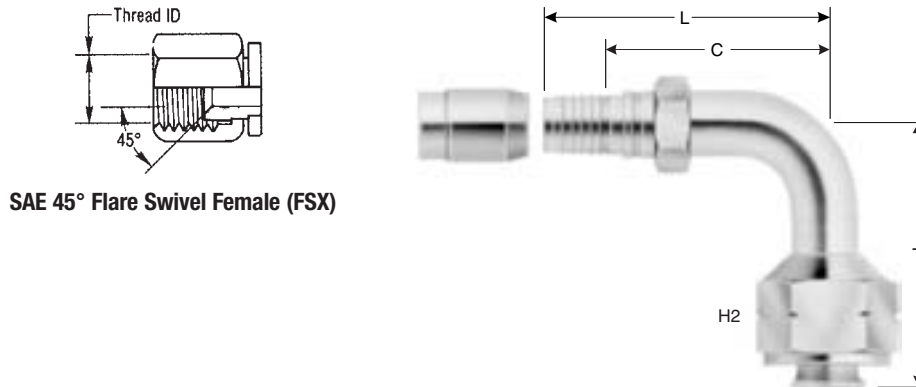
Female SAE 45° Flare Swivel – 45° Bent Tube



SAE 45° Flare Swivel Female (FSX)

Descr	#		⌀		🌀	H2	T		L		C	
			"	mm			"	mm	"	mm	"	mm
4C14-4FSX45	G40202-0404	7753-20215	3/16	4.8	7/16-20	9/16	0.41	10.4	1.69	42.9	1.25	31.8
5C14-5FSX45	G40202-0505	7753-20225	1/4	6.3	1/2-20	5/8	0.49	12.4	1.85	47.0	1.44	36.6
6C14-6FSX45	G40202-0606	7753-20235	5/16	7.9	5/8-18	3/4	0.55	14.0	2.13	54.1	1.62	41.1
8C14-8FSX45	G40202-0808	7753-20245	13/32	10.3	3/4-16	7/8	0.63	16.0	2.44	62.0	1.88	47.8
10C14-10FSX45	G40202-1010	7753-20635	1/2	12.7	7/8-14	1	0.75	19.1	2.78	70.6	2.12	53.8
12C14-12FSX45	G40202-1212	7753-20645	5/8	15.9	1 1/16-14	1 1/4	0.90	22.9	3.92	99.6	3.15	80.0

Female SAE 45° Flare Swivel – 90° Bent Tube



SAE 45° Flare Swivel Female (FSX)

Descr	#		⌀		🌀	H2	T		L		C	
			"	mm			"	mm	"	mm	"	mm
4C14-4FSX90	G40205-0404	7753-20255	3/16	4.8	7/16-20	9/16	0.71	18.0	1.42	36.1	1.00	25.4
5C14-5FSX90	G40205-0505	7753-20265	1/4	6.3	1/2-20	5/8	0.88	22.4	1.55	39.4	1.06	26.9
6C14-6FSX90	G40205-0606	7753-20275	5/16	7.9	5/8-18	3/4	1.00	25.4	1.80	45.7	1.25	31.8
8C14-8FSX90	G40205-0808	7753-20285	13/32	10.3	3/4-16	7/8	1.18	30.0	2.10	53.3	1.50	38.1
10C14-10FSX90	G40205-1010	7753-20295	1/2	12.7	7/8-14	1 1/16	1.50	38.1	2.47	62.7	1.81	46.0
12C14-12FSX90	G40205-1212	7753-20665	5/8	15.9	1 1/16-14	1 1/4	2.00	50.8	3.88	98.6	3.11	79.0

EQUIPMENT

HOSE/CPLG. SELECTION

TECH. DATA

EXT. & VERY HIGH PRESS. HOSE

GS CPLGS.

PCM CPLGS.

PCS CPLGS.

HIGH & MED. PRESS. HOSE

MEGACRIMP® CPLGS.

PC CPLGS.

FIELD ATTACHABLE CPLGS.

AIR BRAKE HOSE & CPLGS.

MEGATECH® C5 HOSE & CPLGS.

LOW PRESS. HOSE & CPLGS.

C14 HOSE & CPLGS.

POLARSEAL® HOSE & CPLGS.

PWR. STG. HOSE & CPLGS.

THERMO-PLASTIC HOSE & CPLGS.

ADAPTERS

QUICK DISCONNECT CPLGS.

ACCESSORIES & ASSORTMENTS

PART NUMBER INDEXES



C14 Couplings – G40 Series

EQUIPMENT

HOSE/CPLG. SELECTION

TECH. DATA

EXT. & VERY HIGH PRESS. HOSE

GS CPLGS.

PCM CPLGS.

PCS CPLGS.

HIGH & MED. PRESS. HOSE

MEGACRIMP® CPLGS.

PC CPLGS.

FIELD ATTACHABLE CPLGS.

AIR BRAKE HOSE & CPLGS.

MEGATECH® C5 HOSE & CPLGS.

LOW PRESS. HOSE & CPLGS.

C14 HOSE & CPLGS.

POLARSEAL® HOSE & CPLGS.

PWR. STG. HOSE & CPLGS.

THERMO-PLASTIC HOSE & CPLGS.

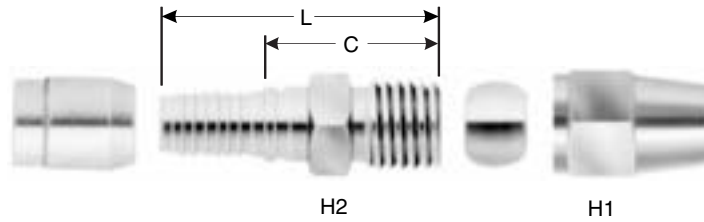
ADAPTERS

QUICK DISCONNECT CPLGS.

ACCESSORIES & ASSORTMENTS

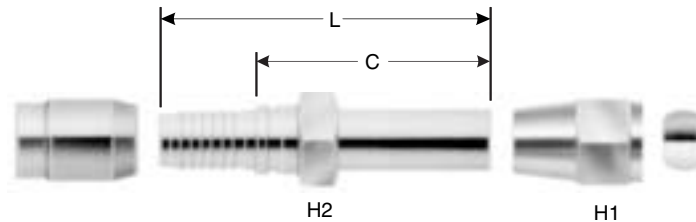
PART NUMBER INDEXES

Air Brake Compression



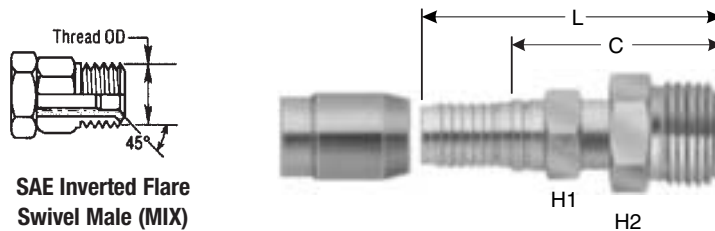
Descr	#		⌀		🌀	⌀	H1	H2	L		C	
			"	mm					"	"	"	mm
8C14-8ABC-B	G40460-0808B	7753-10365	13/32	10.3	11/16-20	0.50	7/8	13/16	1.71	43.4	1.10	27.9
10C14-8ABC-B	G40460-1008B	7753-10375	1/2	12.7	11/16-20	0.50	7/8	13/16	1.71	43.4	1.01	25.7
10C14-10ABC-B	G40460-1010B	7753-10385	1/2	12.7	13/16-18	0.63	7/8	15/16	1.89	48.0	1.19	30.2
12C14-12ABC-B	G40460-1212B	7753-10395	5/8	15.9	1-18	0.75	1 1/16	1 1/8	2.13	54.1	1.36	34.5

Straight Tube Assembly



Descr	#		⌀		🌀	⌀	H1	H2	L		C	
			"	mm					"	"	"	mm
10C14-8STA-B	G40461-1008B	7753-10415	1/2	12.7	11/16-20	0.50	3/4	13/16	3.18	80.8	2.21	56.1
10C14-10STA-B	G40461-1010B	7753-10425	1/2	12.7	13/16-18	0.63	3/4	15/16	3.50	88.9	2.53	64.3
12C14-12STA-B	G40461-1212B	7753-10435	5/8	15.9	1-18	0.75	7/8	1 1/8	3.67	93.2	2.61	66.3

SAE Male Inverted Swivel

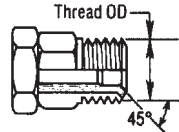


SAE Inverted Flare Swivel Male (MIX)

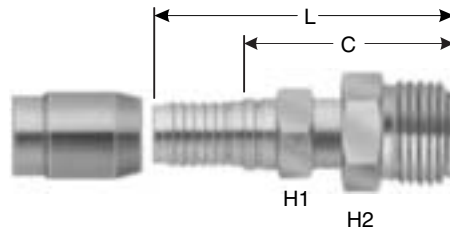
Descr	#		⌀		🌀	H1	H2	L		C	
			"	mm				"	"	"	mm
4C14-4MIX	G40500-0404	7753-20305	3/16	4.8	7/16-24	7/16	7/16	1.84	46.7	1.39	35.3
5C14-5MIX	G40500-0505	7753-20315	1/4	6.3	1/2-20	1/2	1/2	1.90	48.3	1.45	36.8
6C14-6MIX	G40500-0606	7753-20325	5/16	7.9	5/8-18	9/16	5/8	2.07	52.6	1.52	38.6
8C14-8MIX	G40500-0808	7753-20335	13/32	10.3	3/4-18	5/8	3/4	2.21	56.1	1.60	40.6
10C14-10MIX	G40500-1010	7753-20345	1/2	12.7	7/8-18	3/4	7/8	2.47	62.7	1.77	45.0

C14 Couplings – G40 Series

SAE Male Inverted Swivel – Stainless Steel

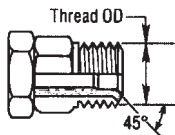


SAE Inverted Flare Swivel Male (MIX)

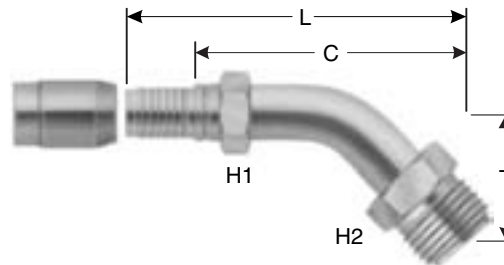


Descr	#		⌀		🌀	H1	H2	L		C	
			"	mm		"	"	"	mm	"	mm
4C14-3MIXSS	G40500-0403S	7753-31015	3/16	4.8	3/8-24	7/16	1/2	1.70	43.18	1.27	32.26

SAE Male Inverted Swivel – 45° Bent Tube

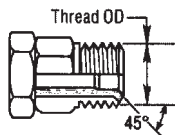


SAE Inverted Flare Swivel Male (MIX)

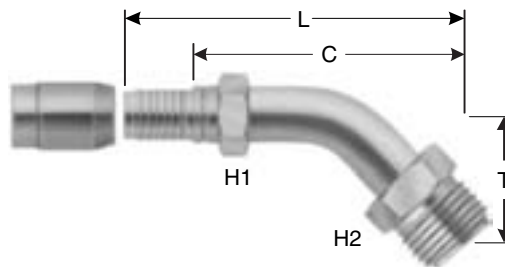


Descr	#		⌀		🌀	H1	H2	T		L		C	
			"	mm		"	"	"	mm	"	mm	"	mm
4C14-4MIX45	G40502-0404	7753-20355	3/16	4.8	7/16-24	7/16	7/16	0.73	18.5	1.99	50.5	1.53	38.9
6C14-6MIX45	G40502-0606	7753-20365	5/16	7.9	5/8-18	9/16	5/8	0.94	23.9	2.48	63.0	1.93	49.0
8C14-8MIX45	G40502-0808	7753-20375	13/32	10.3	3/4-18	5/8	3/4	1.14	29.0	2.95	74.9	2.10	53.3
10C14-10MIX45	G40502-1010	7753-20695	1/2	12.7	7/8-18	3/4	7/8	1.34	34.0	3.37	85.6	2.67	67.8
12C14-12MIX45	G40502-1212	7753-20705	5/8	15.9	1 3/16-16	7/8	1 1/16	1.54	39.1	4.56	115.8	3.79	96.3

SAE Male Inverted Swivel – 45° Bent Tube – Stainless Steel



SAE Inverted Flare Swivel Male (MIX)



Descr	#		⌀		🌀	H1	H2	T		L		C	
			"	mm		"	"	"	mm	"	mm	"	mm
4C14-3MIX45-SS	G40502-0403S	7753-31025	3/16	4.8	3/8-24	7/16	1/2	0.73	18.5	1.89	48.0	1.43	36.3

EQUIPMENT

HOSE/CPLG. SELECTION

TECH. DATA

EXT. & VERY HIGH PRESS. HOSE

GS CPLGS.

PCM CPLGS.

PCS CPLGS.

HIGH & MED. PRESS. HOSE

MEGACRIMP® CPLGS.

PC CPLGS.

FIELD ATTACHABLE CPLGS.

AIR BRAKE HOSE & CPLGS.

MEGATECH® C5 HOSE & CPLGS.

LOW PRESS. HOSE & CPLGS.

C14 HOSE & CPLGS.

POLARSEAL® HOSE & CPLGS.

PWR. STG. HOSE & CPLGS.

THERMO-PLASTIC HOSE & CPLGS.

ADAPTERS

QUICK DISCONNECT CPLGS.

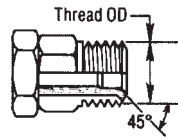
ACCESSORIES & ASSORTMENTS

PART NUMBER INDEXES

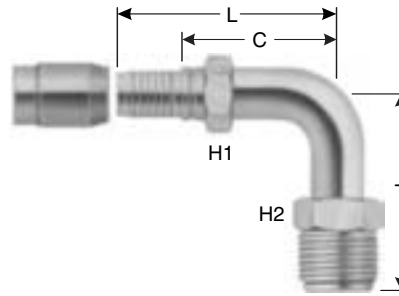


C14 Couplings – G40 Series

SAE Male Inverted Swivel – 90° Bent Tube

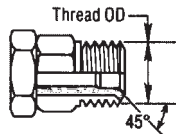


SAE Inverted Flare Swivel Male (MIX)

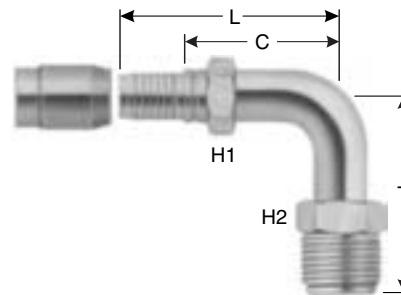


Descr	#		⌀		🌀	H1	H2	T		L		C	
			"	mm		"	"	"	mm	"	mm	"	mm
4C14-4MIX90	G40504-0404	7753-20385	3/16	4.8	7/16-24	7/16	7/16	1.30	33.0	1.42	36.1	0.97	24.6
5C14-5MIX90	G40504-0505	7753-20395	1/4	6.3	1/2-20	1/2	1/2	1.48	37.6	1.54	39.1	1.09	27.7
6C14-6MIX90	G40504-0606	7753-20405	5/16	7.9	5/8-18	9/16	5/8	1.63	41.4	1.80	45.7	1.25	31.8
8C14-8MIX90	G40504-0808	7753-20415	13/32	10.3	3/4-18	5/8	3/4	1.91	48.5	2.10	53.3	1.77	45.0
10C14-10MIX90	G40504-1010	7753-20425	1/2	12.7	7/8-18	3/4	7/8	2.16	54.9	2.47	62.7	1.77	45.0
12C14-12MIX90	G40504-1212	7753-20715	5/8	15.9	1 3/16-16	7/8	1 1/16	2.66	67.6	3.60	91.4	2.83	71.9

SAE Male Inverted Swivel – 90° Bent Tube – Stainless Steel

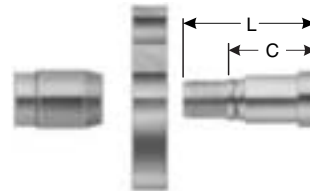
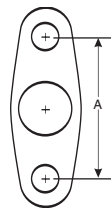


SAE Inverted Flare Swivel Male (MIX)



Descr	#		⌀		🌀	H1	H2	T		L		C	
			"	mm		"	"	"	mm	"	mm	"	mm
4C14-3MIX90-SS	G40504-0403S	7753-31035	3/16	4.8	3/8-24	7/16	1/2	1.32	33.5	1.50	38.1	1.05	25.6

Two-Bolt Flange Swivel – (Brass Steel Flange) – “Laundry Flange”



Descr	#		⌀		A		L		C	
			"	mm	"	"	mm	"	mm	
6C14-6TBFLX	G40543-0606	7753-10255	5/16	7.9	2.00	1.10	28.1	0.28	7.1	
12C14-12TBFLX	G40543-1212	7753-10265	5/8	15.9	2.00	2.27	57.6	0.59	15.0	
16C14-16TBFLX	G40543-1616	7753-10275	7/8	22.2	2.00	2.45	62.3	0.81	20.6	

(SAE J51, Type A2 Dimensions; SAE J51, Type D Performance; SAE J2064, Type C, Class II Performance)

Recommended For: Liquid and gaseous R134a and R12 refrigerants in automotive air conditioning and industrial systems; i.e., tractors, construction trucks, mobile and stationary refrigeration units. Designed to minimize permeation of R134a refrigerant.

Tube: Black synthetic rubber (Chloroprene – Type A)*.

Barrier: Nylon liner.

Reinforcement: Two layers of spiral polyester.

Cover: Black synthetic rubber (EPDM)*.

Temperature Range: -22°F to +257°F (-30°C to +125°C).

Couplings (see crimp manuals for specifics):

Permanent G45 PolarSeal™ (ACA) Couplings, pages I4–40.



SPECIFICATIONS

Description	Part No. (25' Length)	Part No. (Bulk Carton)	Product No. (Bulk Carton)	Hose I.D. (In.)	Hose O.D. (In.)	Working Pressure (psi)	Min. Burst Pressure (psi)	Min. Bend Radius (In.)	Vacuum (In. Hg)	Bulk Carton Length (Ft.)
6AC134A	85664	70624	3353-0903	5/16	0.75	500	2,000	2.0	24	340
8AC134A	85665	70625	3353-0908	13/32	0.91	500	2,000	3.0	24	235
10AC134A	85666	70626	3353-0913	1/2	1.00	500	2,000	4.0	24	210
12AC134A	85667	70627	3353-0918	5/8	1.13	500	2,000	5.0	24	175

* Hose stock specifications on page C7.

EQUIPMENT

HOSE/CPLG. SELECTION

TECH. DATA

EXT. & VERY HIGH PRESS. HOSE

GS CPLGS.

PCM CPLGS.

PCS CPLGS.

HIGH & MED. PRESS. HOSE

MEGACRIMP® CPLGS.

PC CPLGS.

FIELD ATTACHABLE CPLGS.

AIR BRAKE HOSE & CPLGS.

MEGATECH® C5 HOSE & CPLGS.

LOW PRESS. HOSE & CPLGS.

C14 HOSE & CPLGS.

POLARSEAL® HOSE & CPLGS.

PWR. STG. HOSE & CPLGS.

THERMO-PLASTIC HOSE & CPLGS.

ADAPTERS

QUICK DISCONNECT CPLGS.

ACCESSORIES & ASSORTMENTS

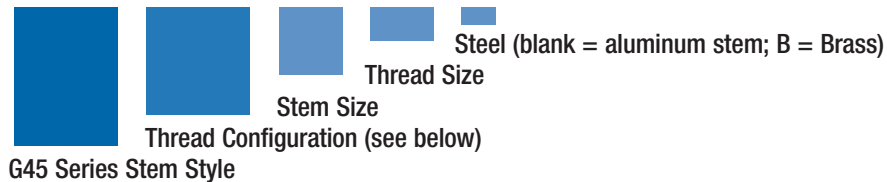
PART NUMBER INDEXES



PolarSeal® G45 and G46 Part Numbering System & Page Number Index

Gates PolarSeal couplings feature a meaningful part number that makes coupling identification fast and easy. Always refer to Gates Crimp Data Charts when selecting hose and coupling combinations.

G45200-0808-S



Thread Configurations

Series	Description	Page Number
G45 195 — MS	Male SAE 45° Flare	14
G45 196 — MS45	Male SAE 45° Flare — 45° Bent Tube	14
G45 197 — MS90	Male SAE 45° Flare — 90° Bent Tube	14
G45 200 — FSX	Female SAE 45° Flare Swivel	15
G45 202 — FSX45	Female SAE 45° Flare Swivel — 45° Bent Tube	15
G45 205 — FSX90	Female SAE 45° Flare Swivel — 90° Bent Tube	16
G45 510 — MFA	SAE Male Flareless Assembly	17
G45 511 — MFA90	SAE Male Flareless — 90° Bent Tube	18
G45 527 — FBO	Female Braze-On Stems	19
G45 535 — HLE	Hose Length Extender	110
G45 537 — HLE 90	Hose Length Extender — 90° Bent Tube	110
G45 538 — HLESG	Hose Length Extender — Sight-Glass	111
G45 539 — HLET	Hose Length Extender — Tee	111
G45 541 — HLE180	Hose Length Extender — 180° Bent Tube	110
G45 580 — MTON134SP	Male SAE Tube O-Ring Nut w/R134a Service Port	115
G45 582 — MTON134SP90	Male SAE Tube O-Ring Nut w/R134a Service Port — 90° Bent Tube	115
G45 583 — MTON	Male SAE Tube O-Ring Nut	113
G45 584 — MTON45	Male SAE Tube O-Ring Nut — 45° Bent Tube	114
G45 585 — MTON90	Male SAE Tube O-Ring Nut — 90° Bent Tube	114-15
G45 586 — FTONR12SP	Female SAE Tube O-Ring Nut Swivel w/R12 Service Port	119
G45 587 — FTONR12SP90	Female SAE Tube O-Ring Nut Swivel w/R12 Service Port — 90° Bent Tube	120
G45 588 — FTONR134SP	Female SAE Tube O-Ring Nut Swivel w/R134a Service Port	120-21
G45 589 — FTONR134SP90	Female SAE Tube O-Ring Nut Swivel w/R134a Service Port — 90° Bent Tube	121-22
G45 590 — FTON	Female SAE Tube O-Ring Nut Swivel	116
G45 591 — FTON45	Female SAE Tube O-Ring Nut Swivel — 45° Bent Tube	117
G45 592 — FTON90	Female SAE Tube O-Ring Nut Swivel — 90° Bent Tube	118
G45 593 — FTOMN	Female SAE Tube O-Ring Metric Nut Swivel	124
G45 594 — FTOMN45	Female SAE Tube O-Ring Metric Nut Swivel — 45° Bent Tube	124
G45 595 — FTOMN90	Female SAE Tube O-Ring Metric Nut Swivel — 90° Bent Tube	125
G45 596 — FTON90BL	Female SAE Tube O-Ring Nut Swivel — 90° Block	119
G45 597 — MIO	Male Inverted O-Ring	128
G45 598 — MIO45	Male Inverted O-Ring — 45° Bent Tube	129
G45 599 — MIO90	Male Inverted O-Ring — 90° Bent Tube	129
G45 600 — MIOBKHD	Male Inverted O-Ring Bulkhead	129
G45 602 — MIOBKHD90	Male Inverted O-Ring Bulkhead — 90° Bent Tube	130
G45 604 — FTDON	Female Tube Dual O-Ring Nut Swivel	122
G45 605 — FTDON45	Female Tube Dual O-Ring Nut Swivel — 45° Bent Tube	123
G45 606 — FTDON90	Female Tube Dual O-Ring Nut Swivel — 90° Bent Tube	123



Thread Configurations — Continued

Series	Description	Page Number
G45 607 — FTDOMN	Female Tube Dual O-Ring Metric Nut Swivel	125
G45 608 — FTDOMN45	Female Tube Dual O-Ring Metric Nut Swivel – 45° Bent Tube	126
G45 609 — FTDOMN90	Female Tube Dual O-Ring Metric Nut Swivel – 90° Bent Tube	126
G45 610 — FTON180	Female Tube O-Ring Nut Swivel 180°	119
G45 611 — MIO134SP	Male Inverted O-Ring w/R134a Service Port	130
G45 613 — MIO134SP90	Male Inverted O-Ring w/R134a Service Port – 90° Bent Tube	131
G45 614 — TORSP	Universal T-Splacers English Threads	131
G45 688 — FTON134SPH	Female SAE Tube O-Ring Nut Swivel With R134a High Pressure Service Port	121
G45 935 — MMFA	Male Metric Flareless Assembly	18
G45 947 — FSLTORSP	Female (Ford) Spring Lock "T" O-Ring Splicer	132
G45 948 — FSLSP	Female (Ford) Spring Lock Liquid Line Splicer	132
G45 949 — MSL45	Male (Ford) Spring Lock – 45° Bent Tube	133
G45 950 — MSL	Male (Ford) Spring Lock	133
G45 951 — MSL90	Male (Ford) Spring Lock – 90° Bent Tube	134
G45 952 — FSL	Female (Ford) Spring Lock	134
G45 953 — FSL90	Female (Ford) Spring Lock – 90° Bent Tube	135
G45 954 — R12SP	Hose Splicer w/R12 (7/16–20 Thread) Service Port	112
G45 955 — FSL45	Female (Ford) Spring Lock – 45° Bent Tube	135
G45 956 — R134SP	Hose Splicer w/R134a Service Port	112
G45 957 — R134SPRL	Female Rotalok with R134a Service Port – 90° Block	128
G45 958 — CFON90	Compressor Female Tube O-Ring Nut – 90° Bent Tube	127
G45 959 — CFON90BL	Compressor Female Tube O-Ring Nut – 90° Block	127
G45 960 — CFON134SP90BL	Compressor Female Tube O-Ring Nut – 90° Block w/R134A Service Port	127
G45 961 — CBSR12SP90	Compressor Block – Single w/Switch or Service Port – 90° Bent Tube	136
G45 962 — CBSRR12SP90	Compressor Block – Single Reverse w/Switch or Service Port – 90° Bent Tube	136
G46 010 — IOT	Inline Orifice Tube – GM	137
G46 011 — IOT	Inline Orifice Tube – Ford	137
G46 050 — ACFFN	Female Flareless Nut	137
G46 051 — ACFFS	Female Flareless Sleeve	137
G46 052 — ACMFFS	Metric Female Flareless Sleeve	138
G46 090 — ACMW	Accumulator Sealing Washer	138
G46 091 — CPWTN	Compressor Sealing Washer – Thin (.05)	138
G46 092 — CPWTK	Compressor Sealing Washer – Thick (.12)	138
G46 093 — VC	Valve Core	138
G46 094 — R12CAP	Valve Cap for R12 Service Port	139
G46 095 — HS134CAP	Red High Side Cap for R134a Service Port	139
G46 096 — LS134CAP	Blue Low Side Cap for R134a Service Port	139
G46 097 — SWOR	O-Rings for Switch	140
G46 098 — ACOR	O-Rings for PolarSeal Couplings	140
G46 099 — FSLOR	O-Rings for Ford Spring Lock	140

EQUIPMENT

HOSE/CPLG.
SELECTION

TECH. DATA

EXT. &
VERY HIGH
PRESS. HOSE

GS CPLGS.

PCM CPLGS.

PCS CPLGS.

HIGH & MED.
PRESS. HOSEMEGACRIMP®
CPLGS.

PC CPLGS.

FIELD
ATTACHABLE
CPLGS.AIR BRAKE
HOSE &
CPLGS.MEGATECH®
C5
HOSE &
CPLGS.LOW PRESS.
HOSE &
CPLGS.C14 HOSE
& CPLGS.POLARSEAL®
HOSE &
CPLGS.PWR. STG.
HOSE &
CPLGS.THERMO-
PLASTIC
HOSE &
CPLGS.

ADAPTERS

QUICK
DISCONNECT
CPLGS.ACCESSORIES
& ASSORT-
MENTSPART NUMBER
INDEXES

PolarSeal™ Couplings – G45 Series

EQUIPMENT

HOSE/CPLG. SELECTION

TECH. DATA

EXT. & VERY HIGH PRESS. HOSE

GS CPLGS.

PCM CPLGS.

PCS CPLGS.

HIGH & MED. PRESS. HOSE

MEGACRIMP® CPLGS.

PC CPLGS.

FIELD ATTACHABLE CPLGS.

AIR BRAKE HOSE & CPLGS.

MEGATECH® C5 HOSE & CPLGS.

LOW PRESS. HOSE & CPLGS.

C14 HOSE & CPLGS.

POLARSEAL® HOSE & CPLGS.

PWR. STG. HOSE & CPLGS.

THERMO-PLASTIC HOSE & CPLGS.


ADAPTERS

QUICK DISCONNECT CPLGS.

ACCESSORIES & ASSORTMENTS

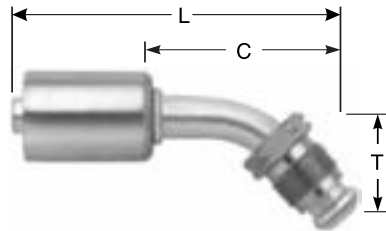
PART NUMBER INDEXES

Male SAE 45° Flare



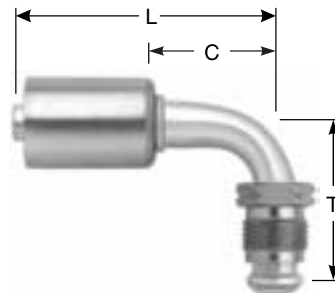
Descr	#		⊕		L	C
			"		"	"
6ACA-6MS	G45195-0606	7332-00015	5/16	5/8-18	3.38	2.13
8ACA-8MS	G45195-0808	7332-00025	13/32	3/4-16	3.50	2.25
10ACA-10MS	G45195-1010	7332-00035	1/2	7/8-14	3.81	2.56
12ACA-12MS	G45195-1212	7332-00045	5/8	1 1/16-14	4.00	2.75

Male SAE 45° Flare – 45° Bent Tube



Descr	#		⊕		T	L	C
			"		"	"	"
6ACA-6MS45	G45196-0606	7332-00055	5/16	5/8-18	0.94	3.25	2.00
8ACA-8MS45	G45196-0808	7332-00065	13/32	3/4-16	1.06	3.50	2.25
10ACA-10MS45	G45196-1010	7332-00075	1/2	7/8-14	1.12	3.87	2.62
12ACA-12MS45	G45196-1212	7332-00085	5/8	1 1/16-14	1.25	4.25	3.00

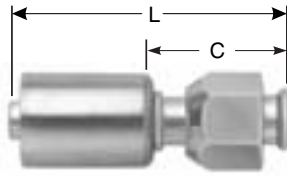
Male SAE 45° Flare – 90° Bent Tube



Descr	#		⊕		T	L	C
			"		"	"	"
6ACA-6MS90	G45197-0606	7332-00095	5/16	5/8-18	1.75	2.56	1.31
8ACA-8MS90	G45197-0808	7332-00105	13/32	3/4-16	1.81	2.75	1.50
10ACA-10MS90	G45197-1010	7332-00115	1/2	7/8-14	2.19	3.00	1.75
12ACA-12MS90	G45197-1212	7332-00125	5/8	1 1/16-14	2.45	3.25	2.00

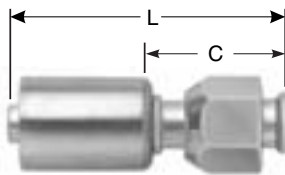


Female SAE 45° Flare Swivel




Descr	#		⊖		L	C
			"		"	"
6ACA-6FSX	G45200-0606	7332-00135	5/16	5/8-18	2.88	1.63
6ACA-8FSX	G45200-0608	7332-00145	5/16	3/4-16	2.69	1.44
8ACA-6FSX	G45200-0806	7332-02825	13/32	5/8-18	2.69	1.44
8ACA-8FSX	G45200-0808	7332-00155	13/32	3/4-16	2.69	1.44
10ACA-8FSX	G45200-1008	7332-02835	1/2	3/4-16	3.00	1.75
10ACA-10FSX	G45200-1010	7332-00165	1/2	7/8-14	3.00	1.75
12ACA-10FSX	G45200-1210	7332-00175	5/8	7/8-14	3.25	2.00
12ACA-12FSX	G45200-1212	7332-00185	5/8	1 1/16-14	3.25	2.00

Female SAE 45° Flare Swivel – Steel



Descr	#		⊖		L	C
			"		"	"
6ACA-6FSX-S	G45200-0606S	7332-01755	5/16	5/8-18	2.88	1.6
8ACA-8FSX-S	G45200-0808S	7332-01765	13/32	3/4-16	2.69	1.44
10ACA-10FSX-S	G45200-1010S	7332-01775	1/2	7/8-14	3.00	1.75

Female SAE 45° Flare Swivel – 45° Bent Tube



Descr	#		⊖		T	L	C
			"		"	"	"
6ACA-6FSX45	G45202-0606	7332-00195	5/16	5/8-18	0.56	2.87	1.62
6ACA-8FSX45	G45202-0608	7332-02845	5/16	3/4-16	0.63	3.04	1.79
8ACA-6FSX45	G45202-0806	7332-02855	13/32	5/8-18	0.63	3.04	1.79
8ACA-8FSX45	G45202-0808	7332-00205	13/32	3/4-16	0.63	3.07	1.82
10ACA-8FSX45	G45202-1008	7332-02865	1/2	3/4-16	0.88	3.60	2.35
10ACA-10FSX45	G45202-1010	7332-00215	1/2	7/8-14	0.88	3.63	2.38
12ACA-10FSX45	G45202-1210	7332-02875	5/8	7/8-14	1.00	3.97	2.72
12ACA-12FSX45	G45202-1212	7332-00225	5/8	1 1/16-14	1.00	4.00	2.75

EQUIPMENT

HOSE/CPLG.
SELECTION

TECH. DATA

EXT. &
VERY HIGH
PRESS. HOSE

GS CPLGS.

PCM CPLGS.

PCS CPLGS.

HIGH & MED.
PRESS. HOSEMEGACRIMP®
CPLGS.

PC CPLGS.

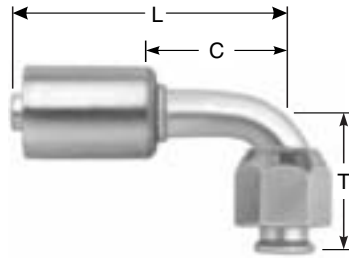
FIELD
ATTACHABLE
CPLGS.AIR BRAKE
HOSE &
CPLGS.MEGATECH®
C5
HOSE &
CPLGS.LOW PRESS.
HOSE &
CPLGS.C14 HOSE
& CPLGS.POLARSEAL®
HOSE &
CPLGS.PWR. STG.
HOSE &
CPLGS.THERMO-
PLASTIC
HOSE &
CPLGS.

ADAPTERS

QUICK
DISCONNECT
CPLGS.ACCESSORIES
& ASSORT-
MENTSPART NUMBER
INDEXES

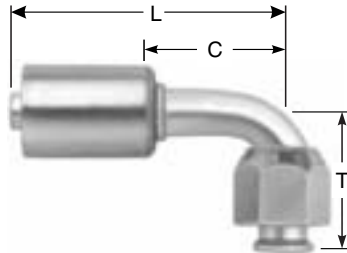
PolarSeal™ Couplings – G45 Series

Female SAE 45° Flare Swivel – 90° Bent Tube



Descr	#		⊕	⊖	T	L	C
			"	"			
6ACA-6FSX90	G45205-0606	7332-00235	5/16	5/8-18	1.06	2.56	1.31
6ACA-8FSX90	G45205-0608	7332-00245	5/16	3/4-16	1.25	2.75	1.50
8ACA-6FSX90	G45205-0806	7332-02885	13/32	5/8-18	1.25	2.75	1.50
8ACA-8FSX90	G45205-0808	7332-00255	13/32	3/4-16	1.25	2.75	1.50
10ACA-8FSX90	G45205-1008	7332-02895	1/2	3/4-16	1.50	3.00	1.75
10ACA-10FSX90	G45205-1010	7332-00265	1/2	7/8-14	1.50	3.00	1.75
12ACA-10FSX90	G45205-1210	7332-00275	5/8	7/8-14	1.50	3.25	2.00
12ACA-12FSX90	G45205-1212	7332-00285	5/8	1 1/16-14	1.50	3.85	2.00

Female SAE 45° Flare Swivel – 90° Bent Tube – Steel



Descr	#		⊕	⊖	T	L	C
			"	"			
6ACA-6FSX90-S	G45205-0606S	7332-01785	5/16	5/8-18	1.06	2.56	1.31
8ACA-8FSX90-S	G45205-0808S	7332-01795	13/32	3/4-16	1.25	2.75	1.50
10ACA-10FSX90-S	G45205-1010S	7332-01805	1/2	7/8-14	1.50	3.00	1.75

EQUIPMENT

HOSE/CPLG. SELECTION

TECH. DATA

EXT. & VERY HIGH PRESS. HOSE

GS CPLGS.

PCM CPLGS.

PCS CPLGS.

HIGH & MED. PRESS. HOSE

MEGACRIMP® CPLGS.

PC CPLGS.

FIELD ATTACHABLE CPLGS.

AIR BRAKE HOSE & CPLGS.

MEGATECH® C5 HOSE & CPLGS.

LOW PRESS. HOSE & CPLGS.

C14 HOSE & CPLGS.

POLARSEAL® HOSE & CPLGS.

PWR. STG. HOSE & CPLGS.

THERMO-PLASTIC HOSE & CPLGS.

ADAPTERS

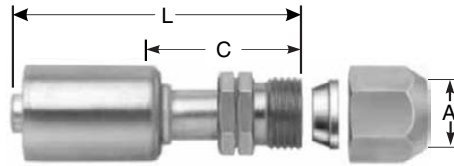
QUICK DISCONNECT CPLGS.

ACCESSORIES & ASSORTMENTS

PART NUMBER INDEXES



SAE Male Flareless Assembly



Descr	#		⊖		∅ A1	L	C
			"		"		
6ACA-6MFA	G45510-0606	7332-00295	5/16	5/8-18	0.38	2.69	1.44
6ACA-8MFA	G45510-0608	7332-02905	5/16	3/4-16	0.50	2.81	1.56
8ACA-6MFA	G45510-0806	7332-02915	13/32	5/8-18	0.38	2.75	1.50
8ACA-8MFA	G45510-0808	7332-00305	13/32	3/4-16	0.50	2.88	1.63
8ACA-10MFA	G45510-0810	7332-00315	13/32	7/8-14	0.63	3.00	1.75
10ACA-8MFA	G45510-1008	7332-00325	1/2	3/4-16	0.50	2.94	1.69
10ACA-10MFA	G45510-1010	7332-00335	1/2	7/8-14	0.63	3.00	1.75
12ACA-10MFA	G45510-1210	7332-00345	5/8	7/8-14	0.63	3.13	1.88
12ACA-12MFA	G45510-1212	7332-00355	5/8	1 1/16-12	0.75	3.25	2.00

Female Flareless Nut



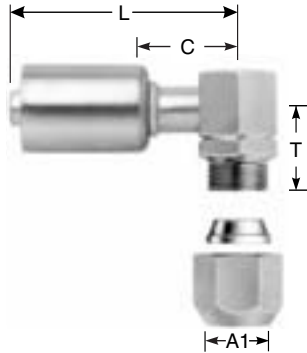
Descr	#			∅ A1
				"
6ACFFN	G46050-0006	7332-04135	5/8-18	3/8
8ACFFN	G46050-0008	7332-04145	3/4-16	1/2
10ACFFN	G46050-0010	7332-04155	7/8-14	5/8
12ACFFN	G46050-0012	7332-04165	1 1/16-14	3/4

EQUIPMENT
HOSE/CPLG. SELECTION
TECH. DATA
EXT. & VERY HIGH PRESS. HOSE
GS CPLGS.
PCM CPLGS.
PCS CPLGS.
HIGH & MED. PRESS. HOSE
MEGACRIMP® CPLGS.
PC CPLGS.
FIELD ATTACHABLE CPLGS.
AIR BRAKE HOSE & CPLGS.
MEGATECH® C5 HOSE & CPLGS.
LOW PRESS. HOSE & CPLGS.
C14 HOSE & CPLGS.
POLARSEAL® HOSE & CPLGS.
PWR. STG. HOSE & CPLGS.
THERMO-PLASTIC HOSE & CPLGS.
ADAPTERS
QUICK DISCONNECT CPLGS.
ACCESSORIES & ASSORTMENTS
PART NUMBER INDEXES



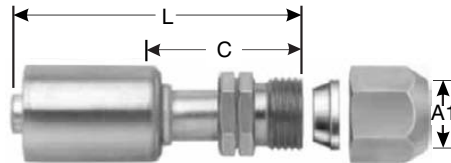
PolarSeal™ Couplings – G45 Series

SAE Male Flareless Assembly – 90° Block



Descr	#		⊕	🌀	∅ A1	T	L	C
			"		"			
6ACA-6MFA90	G45511-0606	7332-00365	5/16	5/8-18	3/8	0.78	2.24	0.99
6ACA-8MFA90	G45511-0608	7332-02925	5/16	3/4-16	1/2	0.96	2.31	1.06
8ACA-6MFA90	G45511-0806	7332-02935	13/32	5/8-18	3/8	0.78	2.28	1.03
8ACA-8MFA90	G45511-0808	7332-00375	13/32	3/4-16	1/2	0.96	2.37	1.12
8ACA-10MFA90	G45511-0810	7332-00385	13/32	7/8-14	5/8	1.08	2.43	1.18
10ACA-8MFA90	G45511-1008	7332-00395	1/2	3/4-16	1/2	0.96	2.38	1.13
10ACA-10MFA90	G45511-1010	7332-00405	1/2	7/8-14	5/8	1.08	2.44	1.19
12ACA-10MFA90	G45511-1210	7332-00415	5/8	7/8-14	5/8	1.08	2.56	1.31
12ACA-12MFA90	G45511-1212	7332-00425	5/8	1 1/16-12	3/4	1.19	2.66	1.41

Male Metric Flareless Assembly



Descr	#		⊕	🌀	∅ A1	L	C
			"		mm		
6ACA-8MMFA	G45935-0608	7332-01025	5/16	5/8-18	8.0	2.77	1.52
8ACA-12MMFA	G45935-0812	7332-01035	13/32	3/4-16	12.0	3.00	1.75
10ACA-14.5MMFA	G45935-1015	7332-01045	1/2	7/8-14	14.5	3.12	1.87

EQUIPMENT

HOSE/CPLG. SELECTION

TECH. DATA

EXT. & VERY HIGH PRESS. HOSE

GS CPLGS.

PCM CPLGS.

PCS CPLGS.

HIGH & MED. PRESS. HOSE

MEGACRIMP® CPLGS.

PC CPLGS.

FIELD ATTACHABLE CPLGS.

AIR BRAKE HOSE & CPLGS.

MEGATECH® C5 HOSE & CPLGS.

LOW PRESS. HOSE & CPLGS.

C14 HOSE & CPLGS.

POLARSEAL® HOSE & CPLGS.

PWR. STG. HOSE & CPLGS.

THERMO-PLASTIC HOSE & CPLGS.

ADAPTERS

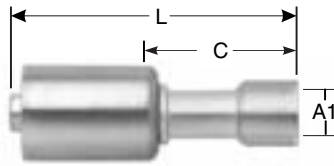
QUICK DISCONNECT CPLGS.

ACCESSORIES & ASSORTMENTS

PART NUMBER INDEXES

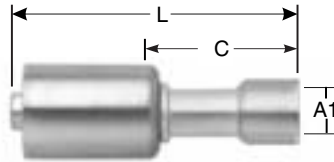


Female Braze-On Stems



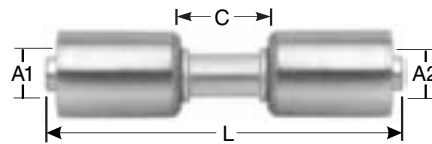
Descr	#		⌀	⌀ A1	L	C
			"	"		
6ACA-6FBO	G45527-0606	7332-02945	5/16	0.38	2.10	0.85
8ACA-8FBO	G45527-0808	7332-02955	13/32	0.50	2.10	0.85
10ACA-10FBO	G45527-1010	7332-02965	1/2	0.68	2.10	0.85
12ACA-10FBO	G45527-1210	7332-02975	5/8	0.68	2.10	0.85
12ACA-12FBO	G45527-1212	7332-02985	5/8	0.75	2.10	0.85

Female Braze-On Stems – Steel



Descr	#		⌀	⌀ A1	L	C
			"	"		
6ACA-6FBO-S	G45527-0606S	7332-01905	5/16	0.38	2.10	0.85
8ACA-8FBO-S	G45527-0808S	7332-01915	13/32	0.50	2.10	0.85
10ACA-10FBO-S	G45527-1010S	7332-01925	1/2	0.68	2.10	0.85
12ACA-10FBO-S	G45527-1210S	7332-01945	5/8	0.68	2.10	0.85
12ACA-12FBO-S	G45527-1212S	7332-01935	5/8	0.75	2.10	0.85

Hose Length Extenders

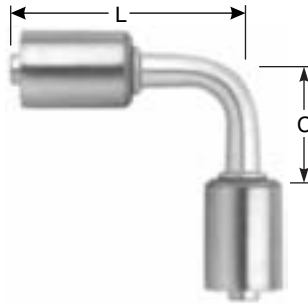


Descr	#		⌀		L	C
			A1	A2		
6ACA-6HLE	G45535-0606	7332-01385	5/16	5/16	4.00	1.50
6ACA-8HLE	G45535-0608	7332-01395	5/16	13/32	4.00	1.50
8ACA-8HLE	G45535-0808	7332-01405	13/32	13/32	4.00	1.50
8ACA-10HLE	G45535-0810	7332-01415	13/32	1/2	4.13	1.63
10ACA-10HLE	G45535-1010	7332-01425	1/2	1/2	4.13	1.63
12ACA-10HLE	G45535-1210	7332-02995	1/2	5/8	4.25	1.75
12ACA-12HLE	G45535-1212	7332-01435	5/8	5/8	4.25	1.75

EQUIPMENT
HOSE/CPLG. SELECTION
TECH. DATA
EXT. & VERY HIGH PRESS. HOSE
GS CPLGS.
PCM CPLGS.
PCS CPLGS.
HIGH & MED. PRESS. HOSE
MEGACRIMP® CPLGS.
PC CPLGS.
FIELD ATTACHABLE CPLGS.
AIR BRAKE HOSE & CPLGS.
MEGATECH® C5 HOSE & CPLGS.
LOW PRESS. HOSE & CPLGS.
C14 HOSE & CPLGS.
POLARSEAL® HOSE & CPLGS.
PWR. STG. HOSE & CPLGS.
THERMO-PLASTIC HOSE & CPLGS.
ADAPTERS
QUICK DISCONNECT CPLGS.
ACCESSORIES & ASSORTMENTS
PART NUMBER INDEXES

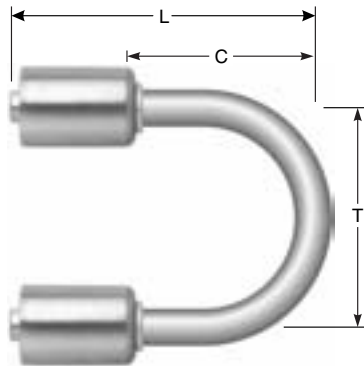


Hose Length Extenders – 90° Bent Tube



Descr	#		⌀ A1	L	C
			"	"	"
6ACA-6HLE90	G45537-0606	7332-01445	5/16	2.50	1.25
8ACA-8HLE90	G45537-0808	7332-01455	13/32	2.62	1.37
10ACA-10HLE90	G45537-1010	7332-01465	1/2	2.88	1.63
12ACA-12HLE90	G45537-1212	7332-01475	5/8	3.25	2.00

Hose Length Extenders – 180° Bent Tube



Descr	#		⌀	T	L	C
			"	"	"	"
6ACA-6HLE180	G45541-0606	7332-02255	5/16	3.00	3.88	2.63
8ACA-8HLE180	G45541-0808	7332-02265	13/32	3.00	4.00	2.75
10ACA-10HLE180	G45541-1010	7332-02275	1/2	3.00	4.13	2.88
12ACA-12HLE180	G45541-1212	7332-02285	5/8	3.00	4.50	3.25

EQUIPMENT

HOSE/CPLG. SELECTION

TECH. DATA

EXT. & VERY HIGH PRESS. HOSE

GS CPLGS.

PCM CPLGS.

PCS CPLGS.

HIGH & MED. PRESS. HOSE

MEGACRIMP® CPLGS.

PC CPLGS.

FIELD ATTACHABLE CPLGS.

AIR BRAKE HOSE & CPLGS.

MEGATECH® C5 HOSE & CPLGS.

LOW PRESS. HOSE & CPLGS.

C14 HOSE & CPLGS.

POLARSEAL® HOSE & CPLGS.

PWR. STG. HOSE & CPLGS.

THERMO-PLASTIC HOSE & CPLGS.

ADAPTERS

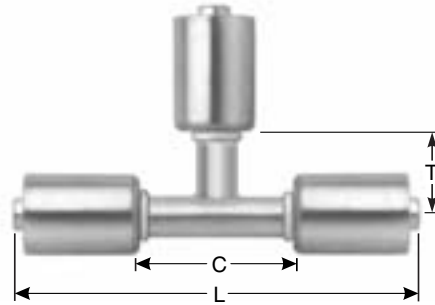
QUICK DISCONNECT CPLGS.

ACCESSORIES & ASSORTMENTS

PART NUMBER INDEXES

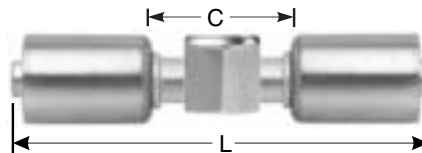


Hose Length Extenders – Tee



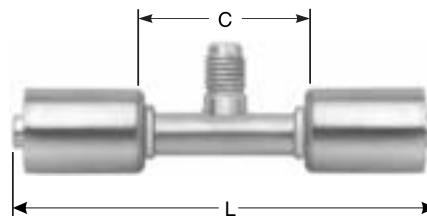
Descr	#		⊕	T	L	C
			"	"	"	"
6ACA-6ACA-6HLET	G45539-0606	7332-02295	5/16	1.13	4.75	2.25
8ACA-8ACA-8HLET	G45539-0808	7332-02305	13/32	1.19	4.88	2.38
10ACA-10ACA-10HLET	G45539-1010	7332-02315	1/2	1.25	5.00	2.50
12ACA-12ACA-10HLET	G45539-1210	7332-03015	5/8	1.34	5.25	2.75
12ACA-12ACA-12HLET	G45539-1212	7332-02325	5/8	1.37	5.25	2.75

Hose Length Extender with Sight Glass



Descr	#		⊕	L
			"	"
6ACA-6HLESG	G45538-0606	7332-01485	5/16	4.12

Hose Splicer With R12 Service Port (7/16–20 Thread)



Descr	#		⊕	L	C
			"	"	"
6ACA-R12SP	G45954-0606	7332-01135	5/16	4.50	2.00
8ACA-R12SP	G45954-0808	7332-01145	13/32	4.50	2.00
10ACA-R12SP	G45954-1010	7332-01155	1/2	4.63	2.13
12ACA-R12SP	G45954-1212	7332-01165	5/8	4.75	2.25

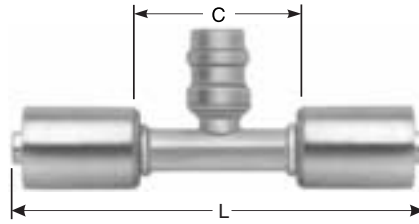
Service Ports: High Side 6-8 Hose 3/8" Schrader Valve
 Low Side 10-12 Hose 1/4" Schrader Valve

EQUIPMENT
HOSE/CPLG. SELECTION
TECH. DATA
EXT. & VERY HIGH PRESS. HOSE
GS CPLGS.
PCM CPLGS.
PCS CPLGS.
HIGH & MED. PRESS. HOSE
MEGACRIMP® CPLGS.
PC CPLGS.
FIELD ATTACHABLE CPLGS.
AIR BRAKE HOSE & CPLGS.
MEGATECH® C5 HOSE & CPLGS.
LOW PRESS. HOSE & CPLGS.
C14 HOSE & CPLGS.
POLARSEAL® HOSE & CPLGS.
PWR. STG. HOSE & CPLGS.
THERMO-PLASTIC HOSE & CPLGS.
ADAPTERS
QUICK DISCONNECT CPLGS.
ACCESSORIES & ASSORTMENTS
PART NUMBER INDEXES



PolarSeal™ Couplings – G45 Series

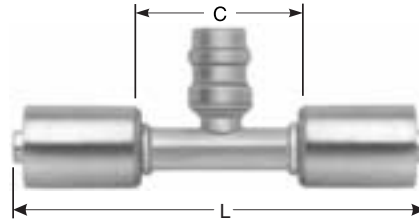
Hose Splicer With R134a Service Port



Descr	#		⊕	L	C
			"	"	"
6ACA-R134SP	G45956-0606	7332-01175	5/16	4.50	2.00
8ACA-R134SP	G45956-0808	7332-01185	13/32	4.50	2.00
10ACA-R134SP	G45956-1010	7332-01195	1/2	4.63	2.13
12ACA-R134SP	G45956-1212	7332-01205	5/8	4.75	2.25

Service Ports: High Side 6–8 Hose 3/8" Schrader Valve
 Low Side 10–12 Hose 1/4" Schrader Valve

Hose Splicer With R134a Service Port – Steel

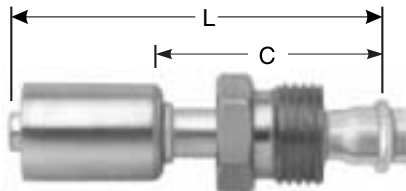


Descr	#		⊕	L	C
			"	"	"
6ACA-R134SP-S	G45956-0606S	7332-01955	5/16	4.50	2.00
8ACA-R134SP-S	G45956-0808S	7332-01965	13/32	4.50	2.00
10ACA-R134SP-S	G45956-1010S	7332-01975	1/2	4.63	2.13
12ACA-R134SP-S	G45956-1212S	7332-03005	5/8	4.75	2.25

Pressure Ports: High Side 6–8 Hose
 Low Side 10–12 Hose

Male SAE Tube O-Ring Nut Swivel

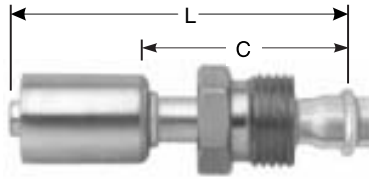
O-Ring not included. Must be ordered separately.



Descr	#		⊕	🌀	L	C	O-Ring #		
			"		"	"			
6ACA-6MTON	G45583-0606	7332-00435	5/16	5/8-18	3.19	1.94	82570	G46098-0006	7332-01235
6ACA-7MTON	G45583-0607	7332-02115	5/16	11/16-16	3.00	1.75	82570	G46098-0006	7332-01235
6ACA-8MTON	G45583-0608	7332-03065	5/16	3/4-18	3.25	2.00	82572	G46098-0008	7332-01245
8ACA-6MTON	G45583-0806	7332-03075	13/32	5/8-18	3.25	2.00	82570	G46098-0006	7332-01235
8ACA-8MTON	G45583-0808	7332-00445	13/32	3/4-18	3.25	2.00	82572	G46098-0008	7332-01245
10ACA-10MTON	G45583-1010	7332-00455	1/2	7/8-18	3.38	2.13	82573	G46098-0010	7332-01255
12ACA-10MTON	G45583-1210	7332-03085	5/8	7/8-18	3.88	2.63	82573	G46098-0010	7332-01255
12ACA-12MTON	G45583-1212	7332-00465	5/8	1 1/16-12	3.88	2.63	82574	G46098-0012	7332-01265

Male SAE Tube O-Ring Nut Swivel – Steel


O-Ring not included. Must be ordered separately.



Descr	#		⊖	🌀	L	C	O-Ring #		
			"		"	"			
6ACA-6MTON-S	G45583-0606S	7332-01285	5/16	5/8-18	3.19	1.94	82570	G46098-0006	7332-01235
6ACA-7MTON-S	G45583-0607S	7332-02125	5/16	11/16-16	3.00	1.75	82570	G46098-0006	7332-01235
10ACA-10MTON-S	G45583-1010S	7332-01865	1/2	7/8-18	3.38	2.13	82573	G46098-0010	7332-01255

Male SAE Tube O-Ring Nut – 45° Bent Tube

O-Ring not included. Must be ordered separately.



Descr	#		⊖	🌀	T	L	C	O-Ring #		
			"		"	"	"			
6ACA-6MTON45	G45584-0606	7332-00475	5/16	5/8-18	0.88	3.19	1.94	82570	G46098-0006	7332-01235
6ACA-8MTON45	G45584-0608	7332-03095	5/16	3/4-18	1.00	3.47	2.22	82572	G46098-0008	7332-01245
8ACA-6MTON45	G45584-0806	7332-03105	13/32	5/8-18	1.00	3.47	2.22	82570	G46098-0006	7332-01235
8ACA-8MTON45	G45584-0808	7332-00485	13/32	3/4-18	1.00	3.44	2.19	82572	G46098-0008	7332-01245
10ACA-10MTON45	G45584-1010	7332-00495	1/2	7/8-18	1.06	3.81	2.56	82573	G46098-0010	7332-01255
12ACA-12MTON45	G45584-1212	7332-00505	5/8	1 1/16-12	1.19	4.19	2.94	82574	G46098-0012	7332-01265

EQUIPMENT

HOSE/CPLG. SELECTION

TECH. DATA

EXT. & VERY HIGH PRESS. HOSE

GS CPLGS.

PCM CPLGS.

PCS CPLGS.

HIGH & MED. PRESS. HOSE

MEGACRIMP® CPLGS.

PC CPLGS.

FIELD ATTACHABLE CPLGS.

AIR BRAKE HOSE & CPLGS.

MEGATECH® C5 HOSE & CPLGS.

LOW PRESS. HOSE & CPLGS.

C14 HOSE & CPLGS.

POLARSEAL® HOSE & CPLGS.

PWR. STG. HOSE & CPLGS.

THERMO-PLASTIC HOSE & CPLGS.

ADAPTERS

QUICK DISCONNECT CPLGS.

ACCESSORIES & ASSORTMENTS

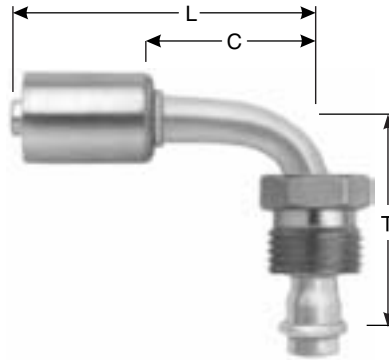
PART NUMBER INDEXES



PolarSeal™ Couplings – G45 Series

Male SAE Tube O-Ring Nut – 90° Bent Tube

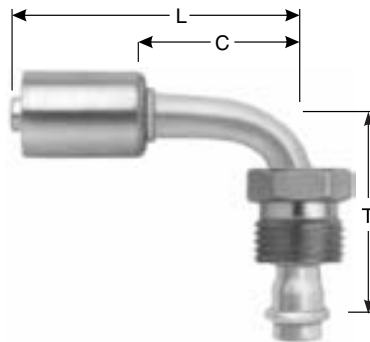
O-Ring not included. Must be ordered separately.



Descr	#		⊕ "	🌀	T	L	C	O-Ring #		
					"	"	"			
6ACA-6MTON90	G45585-0606	7332-00515	5/16	5/8-18	1.63	2.56	1.31	82570	G46098-0006	7332-01235
6ACA-7MTON90	G45585-0607	7332-03115	5/16	11/16-16	1.56	2.56	1.31	82570	G46098-0006	7332-01235
6ACA-8MTON90	G45585-0608	7332-03125	5/16	3/4-18	1.88	2.75	1.50	82572	G46098-0008	7332-01245
8ACA-6MTON90	G45585-0806	7332-03135	13/32	5/8-18	1.88	2.75	1.50	82570	G46098-0006	7332-01235
8ACA-8MTON90	G45585-0808	7332-00525	13/32	3/4-18	1.88	2.75	1.50	82572	G46098-0008	7332-01245
10ACA-10MTON90	G45585-1010	7332-00535	1/2	7/8-18	2.12	3.00	1.75	82573	G46098-0010	7332-01255
12ACA-10MTON90	G45585-1210	7332-03145	5/8	7/8-18	2.25	3.25	2.00	82573	G46098-0010	7332-01255
12ACA-12MTON90	G45585-1212	7332-00545	5/8	1 1/16-12	2.25	3.25	2.00	82574	G46098-0012	7332-01265

Male SAE Tube O-Ring Nut – 90° Bent Tube – Steel

O-Ring not included. Must be ordered separately.



Descr	#		⊕ "	🌀	T	L	C	O-Ring #		
					"	"	"			
6ACA-6MTON90-S	G45585-0606S	7332-01295	5/16	5/8-18	1.63	2.56	1.31	82570	G46098-0006	7332-01235
10ACA-10MTON90-S	G45585-1010S	7332-01875	1/2	7/8-18	2.12	3.00	1.75	82573	G46098-0010	7332-01255

EQUIPMENT

HOSE/CPLG. SELECTION

TECH. DATA

EXT. & VERY HIGH PRESS. HOSE

GS CPLGS.

PCM CPLGS.

PCS CPLGS.

HIGH & MED. PRESS. HOSE

MEGACRIMP® CPLGS.

PC CPLGS.

FIELD ATTACHABLE CPLGS.

AIR BRAKE HOSE & CPLGS.

MEGATECH® C5 HOSE & CPLGS.

LOW PRESS. HOSE & CPLGS.

C14 HOSE & CPLGS.

POLARSEAL® HOSE & CPLGS.

PWR. STG. HOSE & CPLGS.

THERMO-PLASTIC HOSE & CPLGS.

ADAPTERS

QUICK DISCONNECT CPLGS.

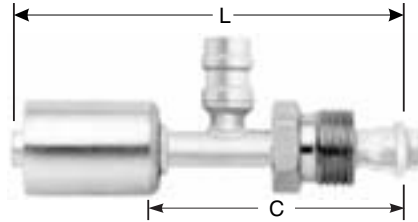
ACCESSORIES & ASSORTMENTS


PART NUMBER INDEXES



Male SAE Tube O-Ring Nut Swivel With R134a Service Port

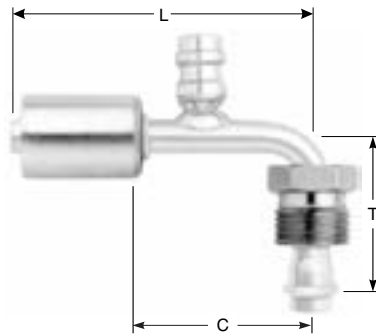
O-Ring not included. Must be ordered separately.




Descr	#		⊕		L	C	O-Ring #		
			"		"	"			
6ACA-6MTON134SP	G45580-0606	7332-03025	5/16	5/8-18	3.35	2.10	82570	G46098-0006	7332-01235
8ACA-8MTON134SP	G45580-0808	7332-03035	13/32	3/4-18	3.35	2.10	82572	G46098-0008	7332-01245
10ACA-10MTON134SP	G45580-1010	7332-03045	1/2	7/8-18	3.59	2.34	82573	G46098-0010	7332-01255
12ACA-12MTON134SP	G45580-1212	7332-03055	5/8	1 1/16-12	3.72	2.47	82574	G46098-0012	7332-01265

Male SAE Tube O-Ring Nut Swivel With R134a Service Port – 90° Bent Tube

O-Ring not included. Must be ordered separately.



Descr	#		⊕		T	L	C	O-Ring #		
			"		"	"	"			
10ACA-10MTON134SP90	G45582-1010	7332-02585	1/2	7/8-18	1.50	3.85	2.60	82573	G46098-0006	7332-01255

EQUIPMENT

HOSE/CPLG. SELECTION

TECH. DATA

EXT. & VERY HIGH PRESS. HOSE

GS CPLGS.

PCM CPLGS.

PCS CPLGS.

HIGH & MED. PRESS. HOSE

MEGACRIMP® CPLGS.

PC CPLGS.

FIELD ATTACHABLE CPLGS.

AIR BRAKE HOSE & CPLGS.

MEGATECH® C5 HOSE & CPLGS.

LOW PRESS. HOSE & CPLGS.

C14 HOSE & CPLGS.

POLARSEAL® HOSE & CPLGS.

PWR. STG. HOSE & CPLGS.

THERMO-PLASTIC HOSE & CPLGS.

ADAPTERS

QUICK DISCONNECT CPLGS.


ACCESSORIES & ASSORTMENTS

PART NUMBER INDEXES



Female SAE Tube O-Ring Nut Swivel

O-Ring not included. Must be ordered separately.

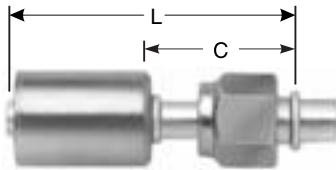


Descr	#		⊕		L	C	O-Ring #		
			"		"	"			
6ACA-5FTON*	G45590-0605	7332-00635	5/16	9/16-18	2.81	1.56	82570	G46098-0006	7332-01235
6ACA-6FTON	G45590-0606	7332-00645	5/16	5/8-18	2.88	1.63	82570	G46098-0006	7332-01235
6ACA-8FTON	G45590-0608	7332-00655	5/16	3/4-16	3.00	1.75	82572	G46098-0008	7332-01245
8ACA-6FTON	G45590-0806	7332-03165	13/32	5/8-18	3.00	1.75	82570	G46098-0006	7332-01235
8ACA-8FTON	G45590-0808	7332-00665	13/32	3/4-16	3.00	1.75	82572	G46098-0008	7332-01245
10ACA-8FTON	G45590-1008	7332-01505	1/2	3/4-16	3.19	1.94	82572	G46098-0008	7332-01245
10ACA-10FTON	G45590-1010	7332-00675	1/2	7/8-14	3.19	1.94	82573	G46098-0010	7332-01255
10ACA-12FTON	G45590-1012	7332-01515	1/2	1 1/16-14	3.31	2.06	82574	G46098-0012	7332-01265
12ACA-10FTON	G45590-1210	7332-00685	5/8	7/8-14	3.31	2.06	82573	G46098-0010	7332-01255
12ACA-12FTON	G45590-1212	7332-00695	5/8	1 1/16-14	3.31	2.06	82574	G46098-0012	7332-01265

*Used on Toyota Receivers/Dryers; Standard and Metric threads are equivalent for 6ACA-14FTOMN and 6ACA-5FTON.

Female SAE Tube O-Ring Nut Swivel – Steel

O-Ring not included. Must be ordered separately.



Descr	#		⊕		L	C	O-Ring #		
			"		"	"			
6ACA-6FTON-S	G45590-0606S	7332-01275	5/16	5/8-18	2.88	1.63	82570	G46098-0006	7332-01235
8ACA-8FTON-S	G45590-0808S	7332-01645	13/32	3/4-16	3.00	1.75	82572	G46098-0008	7332-01245
10ACA-10FTON-S	G45590-1010S	7332-01655	1/2	7/8-14	3.19	1.94	82573	G46098-0010	7332-01255
12ACA-10FTON-S	G45590-1210S	7332-01815	5/8	7/8-14	3.31	2.06	82573	G46098-0010	7332-01255
12ACA-12FTON-S	G45590-1212S	7332-03175	5/8	1 1/16-14	3.31	2.06	82574	G46098-0012	7332-01265

EQUIPMENT

HOSE/CPLG. SELECTION

TECH. DATA

EXT. & VERY HIGH PRESS. HOSE

GS CPLGS.

PCM CPLGS.

PCS CPLGS.

HIGH & MED. PRESS. HOSE

MEGACRIMP® CPLGS.

PC CPLGS.

FIELD ATTACHABLE CPLGS.

AIR BRAKE HOSE & CPLGS.

MEGATECH® C5 HOSE & CPLGS.

LOW PRESS. HOSE & CPLGS.

C14 HOSE & CPLGS.

POLARSEAL® HOSE & CPLGS.

PWR. STG. HOSE & CPLGS.

THERMO-PLASTIC HOSE & CPLGS.

ADAPTERS

QUICK DISCONNECT CPLGS.

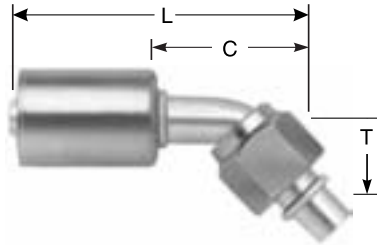
ACCESSORIES & ASSORTMENTS

PART NUMBER INDEXES



Female SAE Tube O-Ring Nut Swivel – 45° Bent Tube

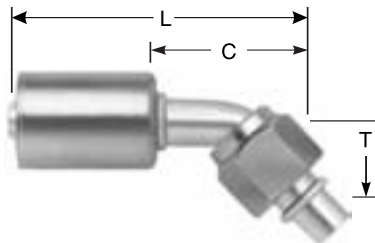
O-Ring not included. Must be ordered separately.



Descr	#		⊖ "	🌀	T	L	C	O-Ring #		
					"	"	"			
6ACA-6FTON45	G45591-0606	7332-00705	5/16	5/8-18	0.56	2.87	1.52	82570	G46098-0006	7332-01235
8ACA-6FTON45	G45591-0806	7332-03185	13/32	5/8-18	0.63	3.04	1.79	82570	G46098-0006	7332-01235
8ACA-8FTON45	G45591-0808	7332-00715	13/32	3/4-16	0.63	3.07	1.82	82572	G46098-0008	7332-01245
10ACA-8FTON45	G45591-1008	7332-03195	1/2	3/4-16	0.88	3.60	2.35	82572	G46098-0008	7332-01245
10ACA-10FTON45	G45591-1010	7332-00725	1/2	7/8-14	0.88	3.63	2.38	82573	G46098-0010	7332-01255
12ACA-10FTON45	G45591-1210	7332-03205	5/8	7/8-14	0.94	3.91	2.66	82573	G46098-0010	7332-01255
12ACA-12FTON45	G45591-1212	7332-00735	5/8	1 1/16-14	0.94	3.94	2.69	82574	G46098-0012	7332-01265

Female SAE Tube O-Ring Nut Swivel – 45° Bent Tube – Steel

O-Ring not included. Must be ordered separately.



Descr	#		⊖ "	🌀	T	L	C	O-Ring #		
					"	"	"			
6ACA-6FTON45-S	G45591-0606S	7332-01665	5/16	5/8-18	0.56	2.87	1.52	82570	G46098-0006	7332-01235
8ACA-8FTON45-S	G45591-0808S	7332-02055	13/32	3/4-16	0.63	3.07	1.82	82572	G46098-0008	7332-01245
10ACA-10FTON45-S	G45591-1010S	7332-01675	1/2	7/8-14	0.88	3.63	2.38	82573	G46098-0010	7332-01255

EQUIPMENT

HOSE/CPLG. SELECTION

TECH. DATA

EXT. & VERY HIGH PRESS. HOSE

GS CPLGS.

PCM CPLGS.

PCS CPLGS.

HIGH & MED. PRESS. HOSE

MEGACRIMP® CPLGS.

PC CPLGS.

FIELD ATTACHABLE CPLGS.

AIR BRAKE HOSE & CPLGS.

MEGATECH® C5 HOSE & CPLGS.

LOW PRESS. HOSE & CPLGS.

C14 HOSE & CPLGS.

POLARSEAL® HOSE & CPLGS.

PWR. STG. HOSE & CPLGS.

THERMO-PLASTIC HOSE & CPLGS.

ADAPTERS

QUICK DISCONNECT CPLGS.

ACCESSORIES & ASSORTMENTS

PART NUMBER INDEXES



PolarSeal™ Couplings – G45 Series

EQUIPMENT

HOSE/CPLG. SELECTION

TECH. DATA

EXT. & VERY HIGH PRESS. HOSE

GS CPLGS.

PCM CPLGS.

PCS CPLGS.

HIGH & MED. PRESS. HOSE

MEGACRIMP® CPLGS.

PC CPLGS.

FIELD ATTACHABLE CPLGS.

AIR BRAKE HOSE & CPLGS.

MEGATECH® C5 HOSE & CPLGS.

LOW PRESS. HOSE & CPLGS.

C14 HOSE & CPLGS.

POLARSEAL® HOSE & CPLGS.

PWR. STG. HOSE & CPLGS.

THERMO-PLASTIC HOSE & CPLGS.

ADAPTERS

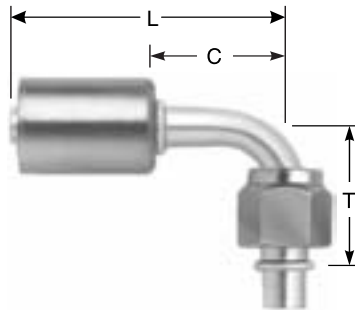
QUICK DISCONNECT CPLGS.

ACCESSORIES & ASSORTMENTS

PART NUMBER INDEXES

Female SAE Tube O-Ring Nut Swivel – 90° Bent Tube

O-Ring not included. Must be ordered separately.

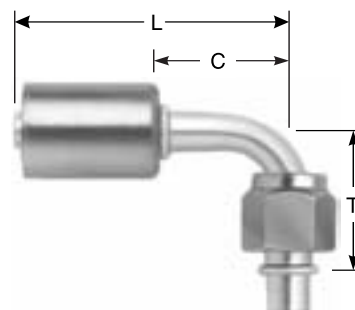


Descr	#		⊕	🌀	T	L	C	O-Ring #		
			"		"	"	"			
6ACA-5FTON90*	G45592-0605	7332-00745	5/16	9/16-18	1.12	2.75	1.63	82570	G46098-0006	7332-01235
6ACA-6FTON90	G45592-0606	7332-00755	5/16	5/8-18	1.12	2.56	1.31	82570	G46098-0006	7332-01235
6ACA-8FTON90	G45592-0608	7332-00765	5/16	3/4-16	1.31	2.75	1.50	82572	G46098-0008	7332-01245
8ACA-6FTON90	G45592-0806	7332-03155	13/32	5/8-18	1.31	2.75	1.50	82570	G46098-0006	7332-01235
8ACA-8FTON90	G45592-0808	7332-00775	13/32	3/4-16	1.31	2.75	1.50	82572	G46098-0008	7332-01245
10ACA-8FTON90	G45592-1008	7332-01545	1/2	3/4-16	1.50	3.00	1.75	82572	G46098-0008	7332-01245
10ACA-10FTON90	G45592-1010	7332-00785	1/2	7/8-14	1.50	3.00	1.75	82573	G46098-0010	7332-01255
10ACA-12FTON90	G45592-1012	7332-01555	1/2	1 1/16-14	1.75	3.25	2.00	82574	G46098-0012	7332-01265
12ACA-10FTON90	G45592-1210	7332-00795	5/8	7/8-14	1.75	3.25	2.00	82573	G46098-0010	7332-01255
12ACA-12FTON90	G45592-1212	7332-00805	5/8	1 1/16-14	1.75	3.25	2.00	82574	G46098-0012	7332-01265

*Used on Toyota Receivers/Dryers

Female SAE Tube O-Ring Nut Swivel – 90° Bent Tube – Steel

O-Ring not included. Must be ordered separately.

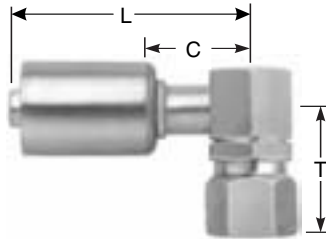


Descr	#		⊕	🌀	T	L	C	O-Ring #		
			"		"	"	"			
6ACA-6FTON90-S	G45592-0606S	7332-01305	5/16	5/8-18	1.12	2.56	1.31	82570	G46098-0006	7332-01235
8ACA-8FTON90-S	G45592-0808S	7332-01685	13/32	3/4-16	1.31	2.75	1.50	82572	G46098-0008	7332-01245
10ACA-10FTON90-S	G45592-1010S	7332-01695	1/2	7/8-14	1.50	3.00	1.75	82573	G46098-0010	7332-01255
12ACA-10FTON90-S	G45592-1210S	7332-01825	5/8	7/8-14	1.50	3.25	2.00	82573	G46098-0010	7332-01255



Female SAE Tube O-Ring Nut Swivel – 90° Block – Steel

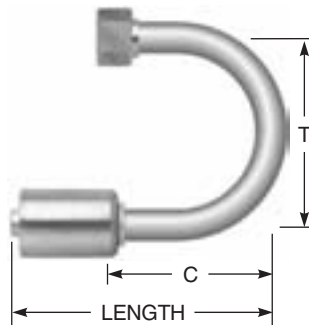
O-Ring not included. Must be ordered separately.



Descr	#		⊕	🌀	T	L	C	O-Ring #		
					"	"	"			
8ACA-8FTON90BL-S	G45596-0808S	7332-01835	13/32	3/4-16	0.71	2.44	1.19	82572	G46098-0008	7332-01245
10ACA-10FTON90BL-S	G45596-1010S	7332-01845	1/2	7/8-14	0.71	2.50	1.25	82573	G46098-0010	7332-01255
12ACA-10FTON90BL-S	G45596-1210S	7332-01855	5/8	7/8-14	0.71	2.62	1.37	82573	G46098-0010	7332-01255

Female SAE Tube O-Ring Nut – 180° Bent Tube

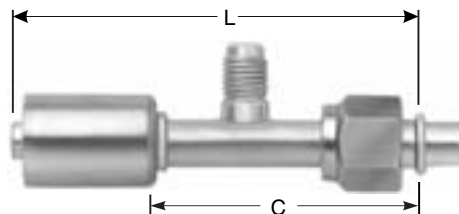
O-Ring not included. Must be ordered separately.



Descr	#		⊕	🌀	T	L	C	O-Ring #		
					"	"	"			
6ACA-6FTON180	G45610-0606	7332-03575	13/32	5/8-18	1.63	3.50	2.25	82570	G46098-0008	7332-01235
8ACA-8FTON180	G45610-0808	7332-03585	1/2	3/4-16	1.75	3.50	2.25	82572	G46098-0008	7332-01245
12ACA-12FTON180	G45610-1212	7332-03595	5/8	1 1/16-14	2.12	4.50	3.25	82574	G46098-0012	7332-01265

Female SAE Tube O-Ring Nut Swivel With R12 Service Port

O-Ring not included. Must be ordered separately.



Descr	#		⊕	🌀	L	C	O-Ring #		
					"	"			
6ACA-6FTONR12SP	G45586-0606	7332-01985	5/16	5/8-18	3.38	2.13	82570	G46098-0006	7332-01235
8ACA-8FTONR12SP	G45586-0808	7332-01995	13/32	3/4-16	3.38	2.13	82572	G46098-0008	7332-01245
10ACA-10FTONR12SP	G45586-1010	7332-02005	1/2	7/8-14	3.62	2.37	82573	G46098-0010	7332-01255

Service Ports: High Side 6-8 Hose 3/8" Schrader Valve
 Low Side 10-12 Hose 1/4" Schrader Valve

EQUIPMENT

HOSE/CPLG. SELECTION

TECH. DATA

EXT. & VERY HIGH PRESS. HOSE

GS CPLGS.

PCM CPLGS.

PCS CPLGS.

HIGH & MED. PRESS. HOSE

MEGACRIMP® CPLGS.

PC CPLGS.

FIELD ATTACHABLE CPLGS.

AIR BRAKE HOSE & CPLGS.

MEGATECH® C5 HOSE & CPLGS.

LOW PRESS. HOSE & CPLGS.

C14 HOSE & CPLGS.

POLARSEAL® HOSE & CPLGS.

PWR. STG. HOSE & CPLGS.

THERMO-PLASTIC HOSE & CPLGS.

ADAPTERS

QUICK DISCONNECT CPLGS.

ACCESSORIES & ASSORTMENTS

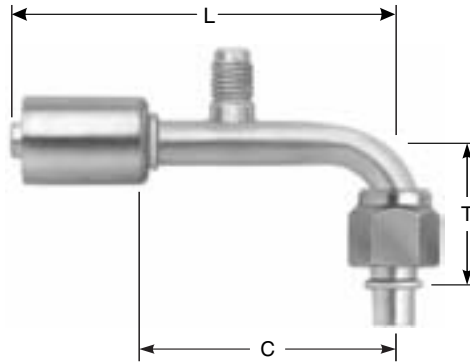
PART NUMBER INDEXES



PolarSeal™ Couplings – G45 Series

Female SAE Tube O-Ring Nut Swivel With R12 Service Port - 90° Bent Tube

O-Ring not included. Must be ordered separately.

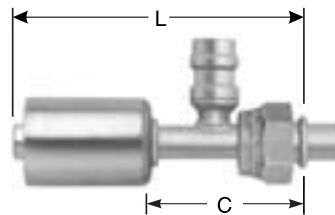


Descr	#		⊕	🌀	T	L	C	O-Ring #		
					"	"	"			
6ACA-6FTONR12SP90	G45587-0606	7332-02015	5/16	5/8-18	1.12	3.62	2.37	82570	G46098-0006	7332-01235
8ACA-8FTONR12SP90	G45587-0808	7332-02025	13/32	3/4-16	1.31	3.62	2.37	82572	G46098-0008	7332-01245
10ACA-10FTONR12SP90	G45587-1010	7332-02035	1/2	7/8-14	1.50	3.88	2.63	82573	G46098-0010	7332-01255
12ACA-10FTONR12SP90	G45587-1210	7332-02045	5/8	7/8-14	1.75	4.19	2.94	82573	G46098-0010	7332-01255

Service Ports: High Side 6-8 Hose 3/8" Schrader Valve
Low Side 10-12 Hose 1/4" Schrader Valve

Female SAE Tube O-Ring Nut Swivel With R134a Service Port

O-Ring not included. Must be ordered separately.



Descr	#		⊕	🌀	L	C	O-Ring #		
					"	"			
6ACA-6FTON134SP	G45588-0606	7332-00555	5/16	5/8-18	3.38	2.13	82570	G46098-0006	7332-01235
8ACA-8FTON134SP	G45588-0808	7332-00565	13/32	3/4-16	3.38	2.13	82572	G46098-0008	7332-01245
10ACA-10FTON134SP	G45588-1010	7332-00575	1/2	7/8-14	3.62	2.37	82573	G46098-0010	7332-01255
12ACA-10FTON134SP	G45588-1210	7332-00585	5/8	7/8-14	3.75	2.50	82573	G46098-0010	7332-01255

EQUIPMENT

HOSE/CPLG. SELECTION

TECH. DATA

EXT. & VERY HIGH PRESS. HOSE

GS CPLGS.

PCM CPLGS.

PCS CPLGS.

HIGH & MED. PRESS. HOSE

MEGACRIMP® CPLGS.

PC CPLGS.

FIELD ATTACHABLE CPLGS.

AIR BRAKE HOSE & CPLGS.

MEGATECH® C5 HOSE & CPLGS.

LOW PRESS. HOSE & CPLGS.

C14 HOSE & CPLGS.

POLARSEAL® HOSE & CPLGS.

PWR. STG. HOSE & CPLGS.

THERMO-PLASTIC HOSE & CPLGS.

ADAPTERS

QUICK DISCONNECT CPLGS.

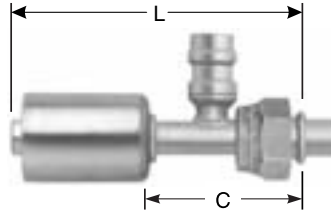
ACCESSORIES & ASSORTMENTS

PART NUMBER INDEXES



Female SAE Tube O-Ring Nut Swivel With R134a Service Port – Steel

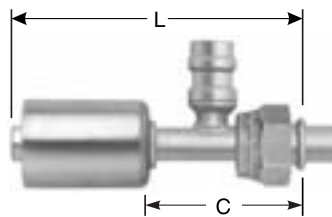
O-Ring not included. Must be ordered separately.



Descr	#		⊕ "	🌀	L	C	O-Ring #		
					"	"			
8ACA-8FTON134SP-S	G45588-0808S	7332-02685	13/32	3/4-16	3.30	2.05	82572	G46098-0006	7332-01245
10ACA-10FTON134SP-S	G45588-1010S	7332-02695	1/2	7/8-14	3.62	2.37	82573	G46098-0006	7332-01255

Female SAE Tube O-Ring Nut Swivel With R134a High Pressure Service Port

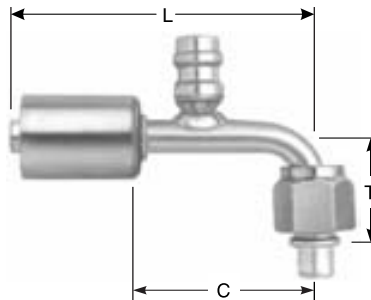
O-Ring not included. Must be ordered separately.



Descr	#		⊕ "	🌀	L	C	O-Ring #		
					"	"			
10ACA-10FTON134SPH	G45688-1010	7332-04245	1/2	7/8-14	3.62	2.37	82573	G46098-0006	7332-01255

Female SAE Tube O-Ring Nut Swivel With R134a Service Port – 90° Bent Tube

O-Ring not included. Must be ordered separately.



Descr	#		⊕ "	🌀	T	L	C	O-Ring #		
					"	"	"			
6ACA-6FTON134SP90	G45589-0606	7332-00595	5/16	5/8-18	1.12	3.62	2.37	82570	G46098-0006	7332-01235
8ACA-8FTON134SP90	G45589-0808	7332-00605	13/32	3/4-16	1.31	3.62	2.37	82572	G46098-0008	7332-01245
10ACA-10FTON134SP90	G45589-1010	7332-00615	1/2	7/8-14	1.50	3.88	2.63	82573	G46098-0010	7332-01255
12ACA-10FTON134SP90	G45589-1210	7332-00625	5/8	7/8-14	1.75	4.19	2.94	82573	G46098-0010	7332-01255

EQUIPMENT

HOSE/CPLG. SELECTION

TECH. DATA

EXT. & VERY HIGH PRESS. HOSE

GS CPLGS.

PCM CPLGS.

PCS CPLGS.

HIGH & MED. PRESS. HOSE

MEGACRIMP® CPLGS.

PC CPLGS.

FIELD ATTACHABLE CPLGS.

AIR BRAKE HOSE & CPLGS.

MEGATECH® C5 HOSE & CPLGS.

LOW PRESS. HOSE & CPLGS.

C14 HOSE & CPLGS.

POLARSEAL® HOSE & CPLGS.

PWR. STG. HOSE & CPLGS.

THERMO-PLASTIC HOSE & CPLGS.

ADAPTERS

QUICK DISCONNECT CPLGS.

ACCESSORIES & ASSORTMENTS

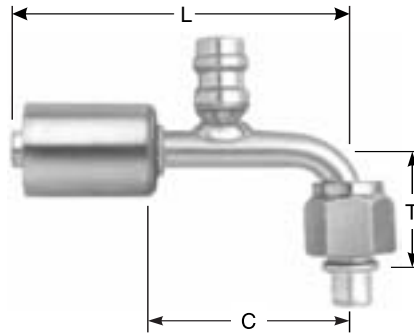
PART NUMBER INDEXES



PolarSeal™ Couplings – G45 Series

Female SAE Tube O-Ring Nut Swivel With R134a Service Port – 90° Bent Tube – Steel


O-Ring not included. Must be ordered separately.



Descr	#		⊕	🌀	T	L	C	O-Ring #		
			"		"	"	"			
6ACA-6FTON134SP90-S	G45589-0606S	7332-02075	5/16	5/8-18	1.12	3.62	2.37	82570	G46098-0006	7332-01235
8ACA-8FTON134SP90-S	G45589-0808S	7332-01705	13/32	3/4-16	1.50	3.62	2.37	82572	G46098-0008	7332-01245
10ACA-10FTON134SP90-S	G45589-1010S	7332-01715	1/2	7/8-14	1.75	3.88	2.63	82573	G46098-0010	7332-01255
12ACA-10FTON134SP90-S	G45589-1210S	7332-02085	5/8	7/8-14	1.75	4.19	2.94	82573	G46098-0010	7332-01255

Female SAE Tube Dual O-Ring Nut

O-Ring not included. Must be ordered separately.



Descr	#		⊕	🌀	L	C	O-Ring #		
			"		"	"			
8ACA-8FTDON	G45604-0808	7332-03395	13/32	13/16-16	3.55	2.30	82572	G46098-0008	7332-01245
10ACA-10FTDON	G45604-1010	7332-03405	1/2	15/16-16	3.79	2.54	82573	G46098-0010	7332-01255
12ACA-12FTDON	G45604-1212	7332-03415	5/8	1 1/16-14	3.96	2.71	82574	G46098-0012	7332-01265

EQUIPMENT

HOSE/CPLG.
SELECTION

TECH. DATA

EXT. &
VERY HIGH
PRESS. HOSE

GS CPLGS.

PCM CPLGS.

PCS CPLGS.

HIGH & MED.
PRESS. HOSE

MEGACRIMP®
CPLGS.

PC CPLGS.

FIELD
ATTACHABLE
CPLGS.

AIR BRAKE
HOSE &
CPLGS.

MEGATECH®
C5
HOSE &
CPLGS.

LOW PRESS.
HOSE &
CPLGS.

C14 HOSE
& CPLGS.

POLARSEAL®
HOSE &
CPLGS.

PWR. STG.
HOSE &
CPLGS.

THERMO-
PLASTIC
HOSE &
CPLGS.

ADAPTERS

QUICK
DISCONNECT
CPLGS.


ACCESSORIES
& ASSORT-
MENTS

PART NUMBER
INDEXES



Female SAE Tube Dual O-Ring Nut – 45° Bent Tube

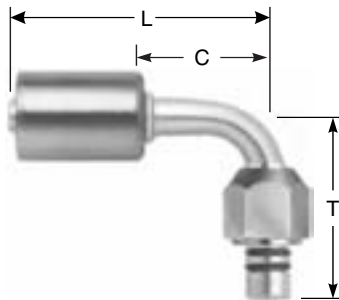
O-Ring not included. Must be ordered separately.



Descr	#		⊕	🌀	T	L	C	O-Ring #		
					"	"	"			
8ACA-8FTDON45	G45605-0808	7332-03425	13/32	13/16-16	1.02	3.43	2.18	82572	G46098-0008	7332-01245
10ACA-10FTDON45	G45605-1010	7332-03435	1/2	15/16-16	1.30	4.02	2.77	82573	G46098-0010	7332-01255
12ACA-12FTDON45	G45605-1212	7332-03445	5/8	1 1/16-14	1.40	4.37	3.12	82574	G46098-0012	7332-01265

Female SAE Tube Dual O-Ring Nut – 90° Bent Tube

O-Ring not included. Must be ordered separately.



Descr	#		⊕	🌀	T	L	C	O-Ring #		
					"	"	"			
8ACA-8FTDON90	G45606-0808	7332-03455	13/32	13/16-16	1.86	2.75	1.50	82572	G46098-0008	7332-01245
10ACA-10FTDON90	G45606-1010	7332-03465	1/2	15/16-16	1.91	3.00	1.75	82573	G46098-0010	7332-01255
12ACA-12FTDON90	G45606-1212	7332-03475	5/8	1 1/16-14	2.40	3.25	2.00	82574	G46098-0012	7332-01265

EQUIPMENT

HOSE/CPLG. SELECTION

TECH. DATA

EXT. & VERY HIGH PRESS. HOSE

GS CPLGS.

PCM CPLGS.

PCS CPLGS.

HIGH & MED. PRESS. HOSE

MEGACRIMP® CPLGS.

PC CPLGS.

FIELD ATTACHABLE CPLGS.

AIR BRAKE HOSE & CPLGS.

MEGATECH® C5 HOSE & CPLGS.

LOW PRESS. HOSE & CPLGS.

C14 HOSE & CPLGS.

POLARSEAL® HOSE & CPLGS.

PWR. STG. HOSE & CPLGS.

THERMO-PLASTIC HOSE & CPLGS.

ADAPTERS

QUICK DISCONNECT CPLGS.

ACCESSORIES & ASSORTMENTS

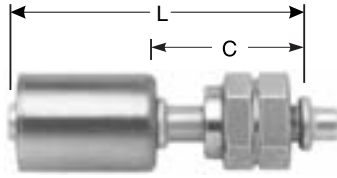
PART NUMBER INDEXES



PolarSeal™ Couplings – G45 Series

Female SAE Tube O-Ring Metric Nut Swivel

O-Ring not included. Must be ordered separately.

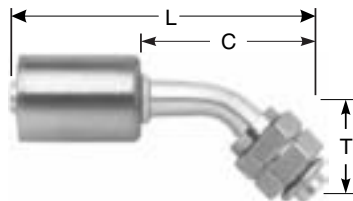


Descr	#		⊕ "	🌀	L	C	O-Ring #			
					"	"				
6ACA-16FTOMN	G45593-0616	7332-00815	5/16	M16-1.5	2.81	1.56	82570	G46098-0006	7332-01235	
6ACA-18FTOMN	G45593-0618	7332-03215	5/16	M18-1.5	2.87	1.62	82570	G46098-0006	7332-01235	
6ACA-20FTOMN	G45593-0620	7332-03225	5/16	M20-1.5	2.94	1.69	82572	G46098-0008	7332-01245	
MEGACRIM® CPLGS.	8ACA-20FTOMN	G45593-0820	7332-03235	13/32	M20-1.5	2.94	1.69	82572	G46098-0008	7332-01245
PC CPLGS.	10ACA-22FTOMN	G45593-1022	7332-00825	1/2	M22-1.5	3.19	1.94	82573	G46098-0010	7332-01255
	10ACA-24FTOMN	G45593-1024	7332-00835	1/2	M24-2.0	3.19	1.94	82573	G46098-0010	7332-01255
FIELD ATTACHABLE CPLGS.	12ACA-27FTOMN	G45593-1227	7332-00845	5/8	M27-2.0	3.31	2.06	82574	G46098-0012	7332-01265

* Used on Toyota Receivers/Dryers; Standard and Metric threads are equivalent for 6ACA-14FTOMN and 6ACA-5FTON.

Female SAE Tube O-Ring Metric Nut Swivel – 45° Bent Tube

O-Ring not included. Must be ordered separately.



Descr	#		⊕ "	🌀	T	L	C	O-Ring #			
					"	"	"				
PWR. STG. HOSE & CPLGS.	6ACA-14FTOMN45	G45594-0614	7332-03245	5/16	M14-1.5	0.63	3.47	2.22	82570	G46098-0006	7332-01235
	6ACA-16FTOMN45	G45594-0616	7332-03255	5/16	M16-1.5	0.63	3.47	2.22	82570	G46098-0006	7332-01235
	6ACA-18FTOMN45	G45594-0618	7332-03265	5/16	M18-1.5	0.69	3.53	2.28	82570	G46098-0006	7332-01235
THERMO- PLASTIC HOSE & CPLGS.	6ACA-20FTOMN45	G45594-0620	7332-03275	5/16	M20-1.5	0.75	3.72	2.47	82572	G46098-0008	7332-01245
	8ACA-20FTOMN45	G45594-0820	7332-03285	13/32	M20-1.5	0.75	3.72	2.47	82572	G46098-0008	7332-01245
	10ACA-22FTOMN45	G45594-1022	7332-03295	1/2	M22-1.5	0.88	3.60	2.35	82573	G46098-0010	7332-01255
	10ACA-24FTOMN45	G45594-1024	7332-03305	1/2	M24-2.0	0.88	3.60	2.35	82573	G46098-0010	7332-01255
ADAPTERS	12ACA-27FTOMN45	G45594-1227	7332-03315	5/8	M27-2.0	1.00	4.59	3.34	82574	G46098-0012	7332-01265

EQUIPMENT

HOSE/CPLG.
SELECTION

TECH. DATA

EXT. &
VERY HIGH
PRESS. HOSE

GS CPLGS.

PCM CPLGS.

PCS CPLGS.

HIGH & MED.
PRESS. HOSE

MEGACRIM®
CPLGS.

PC CPLGS.

FIELD
ATTACHABLE
CPLGS.

AIR BRAKE
HOSE &
CPLGS.

MEGATECH®
C5
HOSE &
CPLGS.

LOW PRESS.
HOSE &
CPLGS.

C14 HOSE
& CPLGS.

POLARSEAL®
HOSE &
CPLGS.

PWR. STG.
HOSE &
CPLGS.

THERMO-
PLASTIC
HOSE &
CPLGS.

ADAPTERS

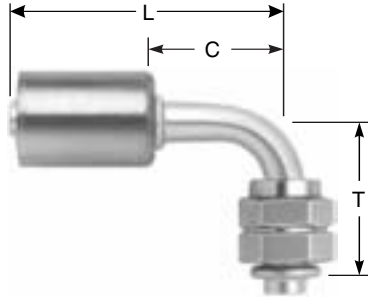
QUICK
DISCONNECT
CPLGS.

ACCESSORIES
& ASSORT-
MENTS

PART NUMBER
INDEXES

Female SAE Tube O-Ring Metric Nut Swivel - 90° Bent Tube


O-Ring not included. Must be ordered separately.



Descr	#		⊕ "	🌀	T	L	C	O-Ring #		
					"	"	"			
6ACA-16FTOMN90	G45595-0616	7332-00855	5/16	M16-1.5	1.12	2.75	1.50	82570	G46098-0006	7332-01235
6ACA-18FTOMN90	G45595-0618	7332-03325	5/16	M18-1.5	1.12	2.75	1.50	82570	G46098-0006	7332-01235
6ACA-20FTOMN90	G45595-0620	7332-03335	5/16	M20-1.5	1.25	2.75	1.50	82572	G46098-0008	7332-01245
8ACA-20FTOMN90	G45595-0820	7332-03345	13/32	M20-1.5	1.37	2.94	1.69	82572	G46098-0008	7332-01245
10ACA-22FTOMN90	G45595-1022	7332-00865	1/2	M22-1.5	1.63	3.13	1.88	82573	G46098-0010	7332-01255
10ACA-24FTOMN90	G45595-1024	7332-00875	1/2	M24-2.0	1.50	3.13	1.88	82573	G46098-0010	7332-01255
12ACA-27FTOMN90	G45595-1227	7332-00885	5/8	M27-2.0	1.75	3.38	2.13	82574	G46098-0012	7332-01265

Female SAE Tube Dual O-Ring Metric Nut

O-Ring not included. Must be ordered separately.



Descr	#		⊕ "	🌀	L	C	O-Ring #		
					"	"			
8ACA-24FTDOMN	G45607-0824	7332-03485	13/32	M24-2.0	3.55	2.30	82573	G46098-0010	7332-01255
10ACA-24FTDOMN	G45607-1024	7332-03495	1/2	M24-2.0	3.79	2.54	82573	G46098-0010	7332-01255
12ACA-27FTDOMN	G45607-1227	7332-03505	5/8	M27-2.0	3.96	2.71	82574	G46098-0012	7332-01265

EQUIPMENT

HOSE/CPLG. SELECTION

TECH. DATA

EXT. & VERY HIGH PRESS. HOSE

GS CPLGS.

PCM CPLGS.

PCS CPLGS.

HIGH & MED. PRESS. HOSE

MEGACRIMP® CPLGS.

PC CPLGS.

FIELD ATTACHABLE CPLGS.

AIR BRAKE HOSE & CPLGS.

MEGATECH® C5 HOSE & CPLGS.

LOW PRESS. HOSE & CPLGS.

C14 HOSE & CPLGS.

POLARSEAL® HOSE & CPLGS.

PWR. STG. HOSE & CPLGS.

THERMO-PLASTIC HOSE & CPLGS.

ADAPTERS

QUICK DISCONNECT CPLGS.

ACCESSORIES & ASSORTMENTS

PART NUMBER INDEXES



PolarSeal™ Couplings – G45 Series

EQUIPMENT

HOSE/CPLG. SELECTION

TECH. DATA

EXT. & VERY HIGH PRESS. HOSE

GS CPLGS.

PCM CPLGS.

PCS CPLGS.

HIGH & MED. PRESS. HOSE

MEGACRIMP® CPLGS.

PC CPLGS.

FIELD ATTACHABLE CPLGS.

AIR BRAKE HOSE & CPLGS.

MEGATECH® C5 HOSE & CPLGS.

LOW PRESS. HOSE & CPLGS.

C14 HOSE & CPLGS.

POLARSEAL® HOSE & CPLGS.

PWR. STG. HOSE & CPLGS.

THERMO-PLASTIC HOSE & CPLGS.

ADAPTERS

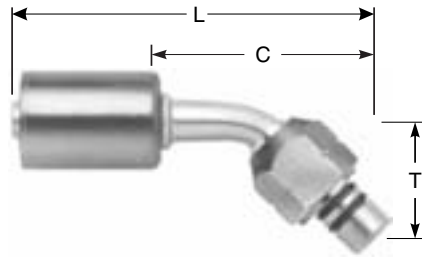
QUICK DISCONNECT CPLGS.

ACCESSORIES & ASSORTMENTS

PART NUMBER INDEXES

Female SAE Tube Dual O-Ring Metric Nut – 45° Bent Tube

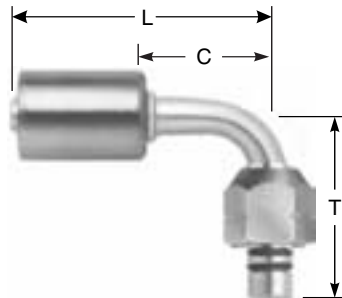
O-Ring not included. Must be ordered separately.



Descr	#		⊕ "	🌀	T "	L "	C "	O-Ring #		
8ACA-24FTDOMN45	G45608-0824	7332-03515	13/32	M24-2.0	1.02	3.43	2.18	82573	G46098-0010	7332-01255
10ACA-24FTDOMN45	G45608-1024	7332-03525	1/2	M24-2.0	1.30	4.02	2.77	82573	G46098-0010	7332-01255
12ACA-27FTDOMN45	G45608-1227	7332-03535	5/8	M27-2.0	1.40	4.37	3.12	82574	G46098-0012	7332-01265

Female SAE Tube Dual O-Ring Metric Nut – 90° Bent Tube

O-Ring not included. Must be ordered separately.

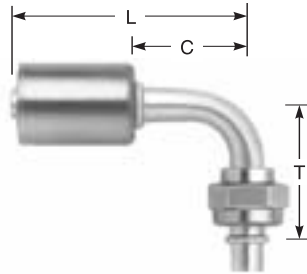


Descr	#		⊕ "	🌀	T "	L "	C "	O-Ring #		
8ACA-24FTDOMN90	G45609-0824	7332-03545	13/32	M24-2.0	1.86	2.75	1.50	82573	G46098-0010	7332-01255
10ACA-24FTDOMN90	G45609-1024	7332-03555	1/2	M24-2.0	1.91	3.00	1.75	82573	G46098-0010	7332-01255
12ACA-27FTDOMN90	G45609-1227	7332-03565	5/8	M27-2.0	2.40	3.25	2.00	82574	G46098-0012	7332-01265



Compressor Female SAE Tube O-Ring Nut Swivel – 90° Bent Tube – Steel

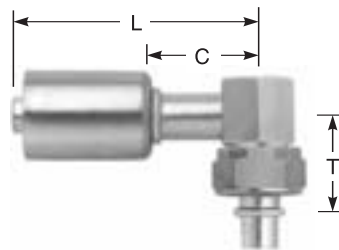
O-Ring not included. Must be ordered separately.



Descr	#		⊕	🌀	T	L	C	O-Ring #		
					"	"	"			
8ACA-10CFTON90-S	G45958-0810S	7332-02335	13/32	1-14	1.50	3.01	1.42	82573	G46098-0010	7332-01255
12ACA-10CFTON90-S	G45958-1210S	7332-02065	5/8	1-14	1.63	3.18	1.60	82573	G46098-0010	7332-01255

Compressor Female SAE Tube O-Ring Nut – 90° Block – Steel

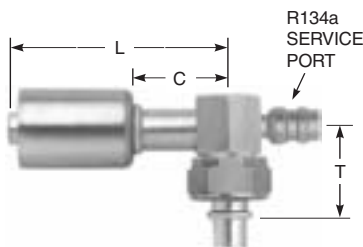
O-Ring not included. Must be ordered separately.



Descr	#		⊕	🌀	T	L	C	O-Ring #		
					"	"	"			
8ACA-10CFTON90BL-S	G45959-0810S	7332-02095	13/32	1-14	0.80	3.02	1.43	82573	G46098-0010	7332-01255
12ACA-10CFTON90BL-S	G45959-1210S	7332-02105	5/8	1-14	0.80	3.14	1.55	82573	G46098-0010	7332-01255

Compressor Female Tube O-Ring Nut With 134a Service Port – 90° Block – Steel

O-Ring not included. Must be ordered separately.



Descr	#		⊕	🌀	T	L	C	O-Ring #		
					"	"	"			
8ACA-10CFTON134SP90BL-S	G45960-0810S	7332-03865	13/32	1-14	0.78	2.45	1.20	82573	G46098-0010	7332-01255
10ACA-10CFTON134SP90BL-S	G45960-1010S	7332-03875	1/2	1-14	0.78	2.51	1.26	82573	G46098-0010	7332-01255
12ACA-10CFTON134SP90BL-S	G45960-1210S	7332-02755	5/8	1-14	0.78	2.67	1.42	82573	G46098-0010	7332-01255

EQUIPMENT

HOSE/CPLG. SELECTION

TECH. DATA

EXT. & VERY HIGH PRESS. HOSE

GS CPLGS.

PCM CPLGS.

PCS CPLGS.

HIGH & MED. PRESS. HOSE

MEGACRIMP® CPLGS.

PC CPLGS.

FIELD ATTACHABLE CPLGS.

AIR BRAKE HOSE & CPLGS.

MEGATECH® C5 HOSE & CPLGS.

LOW PRESS. HOSE & CPLGS.

C14 HOSE & CPLGS.

POLARSEAL® HOSE & CPLGS.

PWR. STG. HOSE & CPLGS.

THERMO-PLASTIC HOSE & CPLGS.

ADAPTERS

QUICK DISCONNECT CPLGS.

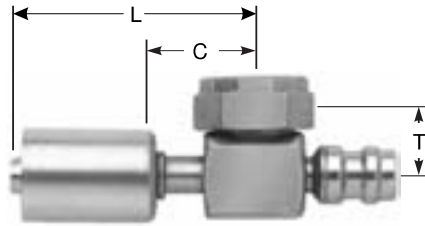
ACCESSORIES & ASSORTMENTS

PART NUMBER INDEXES



PolarSeal™ Couplings – G45 Series

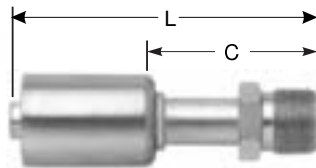
Female Rotalok (Compressor Connection) with R134a Service Port – 90° Block



Descr	#				L	C
			"	"	"	"
8ACA-R134SP-RL	G45957-0816	7332-01215	13/32	1-14	2.45	1.20
10ACA-R134SP-RL	G45957-1016	7332-01225	1/2	1-14	2.51	1.26

Male Inverted O-Ring

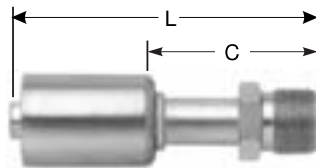
O-Ring not included. Must be ordered separately.



Descr	#				L	C	O-Ring #		
			"	"	"	"	"	"	"
6ACA-6MIO	G45597-0606	7332-00895	5/16	5/8-18	2.94	1.69	82570	G46098-0006	7332-01235
8ACA-8MIO	G45597-0808	7332-00905	13/32	3/4-18	3.13	1.88	82572	G46098-0008	7332-01245
10ACA-10MIO	G45597-1010	7332-00915	1/2	7/8-14	3.62	2.37	82573	G46098-0010	7332-01255
12ACA-12MIO	G45597-1212	7332-00925	5/8	1 1/16-14	3.88	2.63	82574	G46098-0012	7332-01265

Male Inverted O-Ring – Steel

O-Ring not included. Must be ordered separately.



Descr	#				L	C	O-Ring #		
			"	"	"	"	"	"	"
6ACA-6MIO-S	G45597-0606S	7332-01885	5/16	5/8-18	2.94	1.69	82570	G46098-0006	7332-01235
8ACA-8MIO-S	G45597-0808S	7332-01895	13/32	3/4-18	3.13	1.88	82572	G46098-0008	7332-01245
10ACA-10MIO-S	G45597-1010S	7332-03355	1/2	7/8-14	3.62	2.37	82573	G46098-0010	7332-01255

EQUIPMENT

HOSE/CPLG. SELECTION

TECH. DATA

EXT. & VERY HIGH PRESS. HOSE

GS CPLGS.

PCM CPLGS.

PCS CPLGS.

HIGH & MED. PRESS. HOSE

MEGACRIMP® CPLGS.

PC CPLGS.

FIELD ATTACHABLE CPLGS.

AIR BRAKE HOSE & CPLGS.

MEGATECH® C5 HOSE & CPLGS.

LOW PRESS. HOSE & CPLGS.

C14 HOSE & CPLGS.

POLARSEAL® HOSE & CPLGS.

PWR. STG. HOSE & CPLGS.

THERMO-PLASTIC HOSE & CPLGS.

ADAPTERS

QUICK DISCONNECT CPLGS.

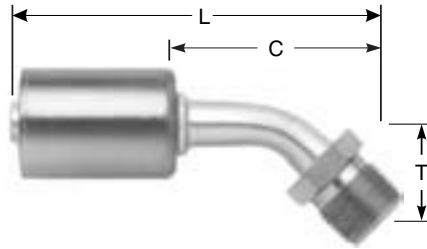
ACCESSORIES & ASSORTMENTS

PART NUMBER INDEXES



Male Inverted O-Ring – 45° Bent Tube

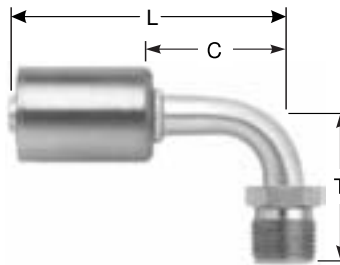
O-Ring not included. Must be ordered separately.



Descr	#		⊕ "	🌀	T	L	C	O-Ring #		
					"	"	"			
6ACA-6MIO45	G45598-0606	7332-03365	5/16	5/8-18	0.75	3.03	1.78	82570	G46098-0006	7332-01235
8ACA-8MIO45	G45598-0808	7332-03375	13/32	3/4-18	1.00	3.41	2.16	82572	G46098-0008	7332-01245
10ACA-10MIO45	G45598-1010	7332-03385	1/2	7/8-14	1.25	3.97	2.72	82573	G46098-0010	7332-01255

Male Inverted O-Ring – 90° Bent Tube

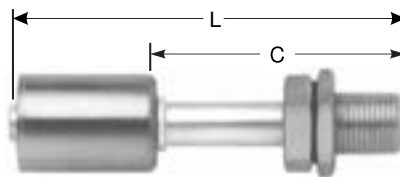
O-Ring not included. Must be ordered separately.



Descr	#		⊕ "	🌀	T	L	C	O-Ring #		
					"	"	"			
6ACA-6MIO90	G45599-0606	7332-00935	5/16	5/8-18	1.50	2.56	1.31	82570	G46098-0006	7332-01235
8ACA-8MIO90	G45599-0808	7332-00945	13/32	3/4-18	1.75	2.75	1.50	82572	G46098-0008	7332-01245
10ACA-10MIO90	G45599-1010	7332-00955	1/2	7/8-14	2.00	3.00	1.75	82573	G46098-0010	7332-01255

Male Inverted O-Ring Bulkhead

O-Ring not included. Must be ordered separately.



Descr	#		⊕ "	🌀	L	C	O-Ring #		
					"	"			
6ACA-6MIOBKHD	G45600-0606	7332-00965	5/16	5/8-18	4.00	2.75	82570	G46098-0006	7332-01235
8ACA-8MIOBKHD	G45600-0808	7332-00975	13/32	3/4-18	4.25	3.00	82572	G46098-0008	7332-01245
10ACA-10MIOBKHD	G45600-1010	7332-00985	1/2	7/8-14	4.44	3.19	82573	G46098-0010	7332-01255

EQUIPMENT

HOSE/CPLG. SELECTION

TECH. DATA

EXT. & VERY HIGH PRESS. HOSE

GS CPLGS.

PCM CPLGS.

PCS CPLGS.

HIGH & MED. PRESS. HOSE

MEGACRIMP® CPLGS.

PC CPLGS.

FIELD ATTACHABLE CPLGS.

AIR BRAKE HOSE & CPLGS.

MEGATECH® C5 HOSE & CPLGS.

LOW PRESS. HOSE & CPLGS.

C14 HOSE & CPLGS.

POLARSEAL® HOSE & CPLGS.

PWR. STG. HOSE & CPLGS.

THERMO-PLASTIC HOSE & CPLGS.

ADAPTERS

QUICK DISCONNECT CPLGS.

ACCESSORIES & ASSORTMENTS

PART NUMBER INDEXES



PolarSeal™ Couplings – G45 Series

EQUIPMENT

HOSE/CPLG. SELECTION

TECH. DATA

EXT. & VERY HIGH PRESS. HOSE

GS CPLGS.

PCM CPLGS.

PCS CPLGS.

HIGH & MED. PRESS. HOSE

MEGACRIMP® CPLGS.

PC CPLGS.

FIELD ATTACHABLE CPLGS.

AIR BRAKE HOSE & CPLGS.

MEGATECH® C5 HOSE & CPLGS.

LOW PRESS. HOSE & CPLGS.

C14 HOSE & CPLGS.

POLARSEAL® HOSE & CPLGS.

PWR. STG. HOSE & CPLGS.

THERMO-PLASTIC HOSE & CPLGS.

ADAPTERS

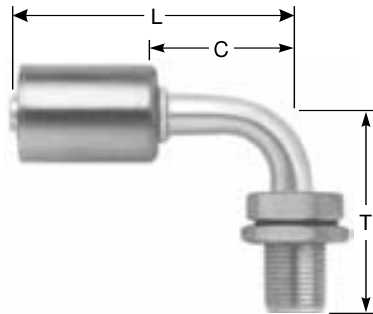
QUICK DISCONNECT CPLGS.

ACCESSORIES & ASSORTMENTS

PART NUMBER INDEXES

Male Inverted O-Ring Bulkhead – 90° Bent Tube


O-Ring not included. Must be ordered separately.



Descr	#		⊕	🌀	T	L	C	O-Ring #		
					"	"	"			
6ACA-6MIOBKHD90	G45602-0606	7332-00995	5/16	5/8-18	2.12	3.13	1.88	82570	G46098-0006	7332-01235
8ACA-8MIOBKHD90	G45602-0808	7332-01005	13/32	3/4-18	2.44	3.25	2.00	82572	G46098-0008	7332-01245
10ACA-10MIOBKHD90	G45602-1010	7332-01015	1/2	7/8-14	2.50	3.50	2.25	82573	G46098-0010	7332-01255

Male Inverted O-Ring With R134a Service Port

O-Ring not included. Must be ordered separately.

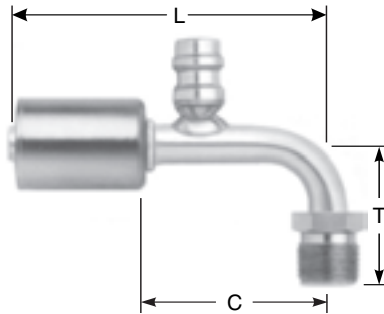


Descr	#		⊕	🌀	L	C	O-Ring #		
					"	"			
6ACA-6MIO134SP	G45611-0606	7332-03605	5/16	5/8-18	3.47	2.22	82570	G46098-0006	7332-01235
8ACA-8MIO134SP	G45611-0808	7332-03615	13/32	3/4-18	4.22	2.97	82572	G46098-0008	7332-01245
10ACA-10MIO134SP	G45611-1010	7332-03625	1/2	7/8-14	4.22	2.97	82573	G46098-0010	7332-01255
12ACA-12MIO134SP	G45611-1212	7332-03635	5/8	1 1/16-14	4.47	3.22	82574	G46098-0012	7332-01265



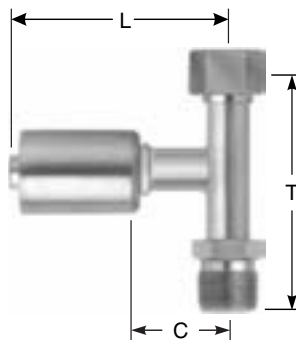
Male Inverted O-Ring With R134a Service Port - 90° Bent Tube

O-Ring not included. Must be ordered separately.



Descr	#		⊕	🌀	T	L	C	O-Ring #		
					"	"	"			
6ACA-6MIO134SP90	G45613-0606	7332-03645	5/16	5/8-18	1.50	3.59	2.34	82570	G46098-0006	7332-01235
8ACA-8MIO134SP90	G45613-0808	7332-03655	13/32	3/4-16	1.80	3.59	2.34	82572	G46098-0008	7332-01245
10ACA-10MIO134SP90	G45613-1010	7332-03665	1/2	7/8-14	2.00	3.85	2.60	82573	G46098-0010	7332-01255

Universal Tee O-Ring Splicer – English Threads




Descr	#		⊕	🌀	T	L	C
			"		"	"	
6ACA-6TORSP	G45614-0606	7332-03675	5/16	5/8-18	2.47	2.50	1.25
6ACA-8TORSP	G45614-0608	7332-03685	5/16	3/4-16	2.97	2.62	1.37
10ACA-10TORSP	G45614-1010	7332-03695	1/2	7/8-14	3.53	2.75	1.50
10ACA-12TORSP	G45614-1012	7332-03705	1/2	1 1/16-14	4.10	2.94	1.69

EQUIPMENT
HOSE/CPLG. SELECTION
TECH. DATA
EXT. & VERY HIGH PRESS. HOSE
GS CPLGS.
PCM CPLGS.
PCS CPLGS.
HIGH & MED. PRESS. HOSE
MEGACRIMP® CPLGS.
PC CPLGS.
FIELD ATTACHABLE CPLGS.
AIR BRAKE HOSE & CPLGS.
MEGATECH® C5 HOSE & CPLGS.
LOW PRESS. HOSE & CPLGS.
C14 HOSE & CPLGS.
POLARSEAL® HOSE & CPLGS.
PWR. STG. HOSE & CPLGS.
THERMO-PLASTIC HOSE & CPLGS.
ADAPTERS
QUICK DISCONNECT CPLGS.
ACCESSORIES & ASSORTMENTS
PART NUMBER INDEXES



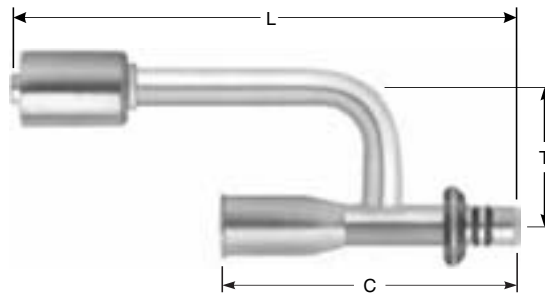
PolarSeal™ Couplings – G45 Series

Female Ford Spring Lock Tee O-Ring Splicer



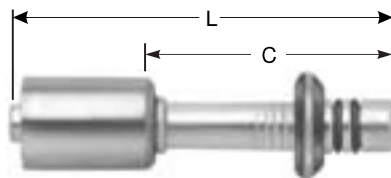
Descr	#		⊕	T	L	G
			"	"	"	"
6ACA-8FSLTORSP	G45947-0608	7332-03735	5/16	1.72	5.13	3.88
10ACA-12FSLTORSP	G45947-1012	7332-03775	1/2	1.97	5.62	4.37

Female Ford Spring Lock Liquid Line Splicer



Descr	#		⊕	T	L	C
			"	"	"	"
6ACA-8FSLSP	G45948-0608	7332-03715	5/16	1.75	5.13	3.88

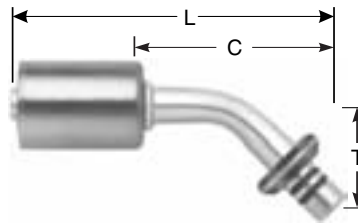
Male Ford Spring Lock



Descr	#		⊕	L	C
			"	"	"
6ACA-6MSL	G45950-0606	7332-01055	5/16	3.81	2.56
6ACA-8MSL	G45950-0608	7332-01575	5/16	3.88	2.63
8ACA-8MSL	G45950-0808	7332-01065	13/32	3.88	2.63
10ACA-10MSL	G45950-1010	7332-01075	1/2	4.00	2.75
12ACA-10MSL	G45950-1210	7332-01585	5/8	4.00	2.75
12ACA-12MSL	G45950-1212	7332-01085	5/8	4.25	3.00

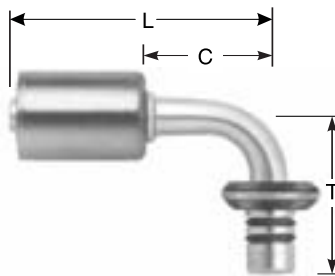


Male Ford Spring Lock – 45° Bent Tube



Descr	#		⊕	T	L	C
			"	"	"	"
6ACA-6MSL45	G45949-0606	7332-03725	5/16	1.25	3.97	2.72
6ACA-8MSL45	G45949-0608	7332-03745	5/16	1.31	4.09	2.84
8ACA-8MSL45	G45949-0808	7332-03755	13/32	1.31	4.09	2.84
10ACA-10MSL45	G45949-1010	7332-03765	1/2	1.63	4.48	3.23
12ACA-10MSL45	G45949-1210	7332-03785	5/8	1.63	4.48	3.23
12ACA-12MSL45	G45949-1212	7332-03795	5/8	1.75	4.72	3.47

Male Ford Spring Lock – 90° Bent Tube



Descr	#		⊕	T	L	C
			"	"	"	"
6ACA-6MSL90	G45951-0606	7332-02135	5/16	2.19	2.88	1.63
6ACA-8MSL90	G45951-0608	7332-02185	5/16	2.38	3.12	1.88
8ACA-8MSL90	G45951-0808	7332-02145	13/32	2.38	2.94	1.69
10ACA-10MSL90	G45951-1010	7332-02155	1/2	2.50	1.95	1.89
12ACA-10MSL90	G45951-1210	7332-02175	5/8	2.50	3.13	1.89
12ACA-12MSL90	G45951-1212	7332-02165	5/8	2.38	3.69	2.44

EQUIPMENT

HOSE/CPLG. SELECTION

TECH. DATA

EXT. & VERY HIGH PRESS. HOSE

GS CPLGS.

PCM CPLGS.

PCS CPLGS.

HIGH & MED. PRESS. HOSE

MEGACRIMP® CPLGS.

PC CPLGS.

FIELD ATTACHABLE CPLGS.

AIR BRAKE HOSE & CPLGS.

MEGATECH® C5 HOSE & CPLGS.

LOW PRESS. HOSE & CPLGS.

C14 HOSE & CPLGS.

POLARSEAL® HOSE & CPLGS.

PWR. STG. HOSE & CPLGS.

THERMO-PLASTIC HOSE & CPLGS.

ADAPTERS

QUICK DISCONNECT CPLGS.

ACCESSORIES & ASSORTMENTS

PART NUMBER INDEXES



PolarSeal™ Couplings – G45 Series

EQUIPMENT

HOSE/CPLG. SELECTION

TECH. DATA

EXT. & VERY HIGH PRESS. HOSE

GS CPLGS.

PCM CPLGS.

PCS CPLGS.

HIGH & MED. PRESS. HOSE

MEGACRIMP® CPLGS.

PC CPLGS.

FIELD ATTACHABLE CPLGS.

AIR BRAKE HOSE & CPLGS.

MEGATECH® C5 HOSE & CPLGS.

LOW PRESS. HOSE & CPLGS.

C14 HOSE & CPLGS.

POLARSEAL® HOSE & CPLGS.

PWR. STG. HOSE & CPLGS.

THERMO-PLASTIC HOSE & CPLGS.


ADAPTERS

QUICK DISCONNECT CPLGS.

ACCESSORIES & ASSORTMENTS

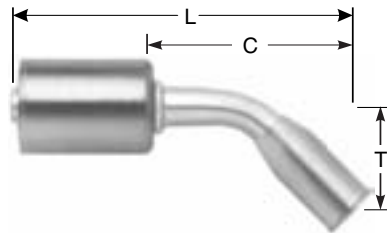
PART NUMBER INDEXES

Female Ford Spring Lock



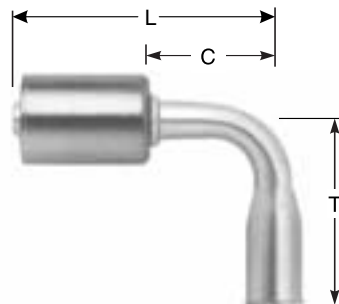
Descr	#		⊕	L	C
			"	"	"
6ACA-6FSL	G45952-0606	7332-01095	5/16	3.81	2.56
6ACA-8FSL	G45952-0608	7332-01595	5/16	3.85	2.59
8ACA-8FSL	G45952-0808	7332-01105	13/32	3.88	2.63
10ACA-10FSL	G45952-1010	7332-01115	1/2	4.13	2.88
12ACA-10FSL	G45952-1210	7332-01605	5/8	4.28	3.10
12ACA-12FSL	G45952-1212	7332-01125	5/8	4.25	3.00

Female Ford Spring Lock – 45° Bent Tube



Descr	#		⊕	T	L	C
			"	"	"	"
6ACA-6FSL45	G45955-0606	7332-03805	5/16	1.31	4.03	2.78
6ACA-8FSL45	G45955-0608	7332-03815	5/16	1.37	4.15	2.90
8ACA-8FSL45	G45955-0808	7332-03825	13/32	1.37	4.15	2.90
10ACA-10FSL45	G45955-1010	7332-03835	1/2	1.69	4.54	3.29
12ACA-10FSL45	G45955-1210	7332-03845	5/8	1.75	4.60	3.35
12ACA-12FSL45	G45955-1212	7332-03855	5/8	1.75	4.72	3.47

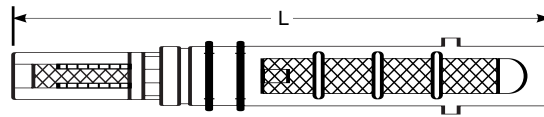
Female Ford Spring Lock – 90° Bent Tube



Descr	#		⊕	T	L	C
			"	"	"	"
6ACA-6FSL90	G45953-0606	7332-02195	5/16	2.19	2.88	1.63
6ACA-8FSL90	G45953-0608	7332-02245	5/16	2.38	3.12	1.88
8ACA-8FSL90	G45953-0808	7332-02205	13/32	2.38	2.94	1.69
10ACA-10FSL90	G45953-1010	7332-02215	1/2	2.50	3.13	1.89
12ACA-10FSL90	G45953-1210	7332-02235	5/8	2.50	3.13	1.89
12ACA-12FSL90	G45953-1212	7332-02225	5/8	3.20	3.69	2.44



Inline Orifice Tube




The orifice tube is found on an accumulator air conditioning system. It is the dividing point between high and low pressure sides of the refrigeration system. The orifice tube filters and restricts high-pressure refrigerant in the liquid line and meters refrigerant flow as a low-pressure liquid. It is located in the refrigerant line between the condenser outlet and the evaporator inlet. The tube should be replaced any time the air conditioning system is opened for service.

O-Ring for PolarSeal Couplings




Descr	#				W
				"	"
6ACOR	82570	G46098-0006	7332-01235	0.30	0.07
8ACOR	82572	G46098-0008	7332-01245	0.43	0.07
10ACOR	82573	G46098-0010	7332-01255	0.55	0.07
12ACOR	82574	G46098-0012	7332-01265	0.68	0.07

Female Flareless Nut



Descr	#				
					A "
6ACFFN	G46050-0006	7332-04135	5/8-18	3/8	
8ACFFN	G46050-0008	7332-04145	3/4-16	1/2	
10ACFFN	G46050-0010	7332-04155	7/8-14	5/8	
12ACFFN	G46050-0012	7332-04165	1 1/16-14	3/4	

Female Flareless Sleeve



Descr	#			
				"
6ACFFS	G46051-0006	7332-04175	3/8	
8ACFFS	G46051-0008	7332-04185	1/2	
10ACFFS	G46051-0010	7332-04195	5/8	
12ACFFS	G46051-0012	7332-04205	3/4	

EQUIPMENT

HOSE/CPLG. SELECTION

TECH. DATA

EXT. & VERY HIGH PRESS. HOSE

GS CPLGS.

PCM CPLGS.

PCS CPLGS.

HIGH & MED. PRESS. HOSE

MEGACRIMP® CPLGS.

PC CPLGS.

FIELD ATTACHABLE CPLGS.

AIR BRAKE HOSE & CPLGS.

MEGATECH™ C5 HOSE & CPLGS.

LOW PRESS. HOSE & CPLGS.

C14 HOSE & CPLGS.

POLARSEAL® HOSE & CPLGS.

PWR. STG. HOSE & CPLGS.

THERMO-PLASTIC HOSE & CPLGS.

ADAPTERS

QUICK DISCONNECT CPLGS.

ACCESSORIES & ASSORTMENTS

PART NUMBER INDEXES



PolarSeal™ Couplings – G45 Series

Metric Female Flareless Sleeve



Descr	#		
			mm
8ACMFFS	G46052-0008	7332-04215	8
12ACMFFS	G46052-0012	7332-04225	12
14.5ACMFFS	G46052-0014	7332-04235	14.5

Accumulator/Compressor Sealing Washer



Descr	#		
			"
12ACMW	G46090-0012	7332-04005	3/4
10CPWTN	G46091-0010	7332-04015	5/8
12CPWTN	G46091-0012	7332-04025	3/4
10CPWTK	G46092-0010	7332-04035	5/8

Valve Core



Descr	#		
			"
.210VC	G46093-0000	7332-04045	.210 X 36

EQUIPMENT

HOSE/CPLG. SELECTION

TECH. DATA

EXT. & VERY HIGH PRESS. HOSE

GS CPLGS.

PCM CPLGS.

PCS CPLGS.

HIGH & MED. PRESS. HOSE

MEGACRIMP® CPLGS.

PC CPLGS.

FIELD ATTACHABLE CPLGS.

AIR BRAKE HOSE & CPLGS.

MEGATECH® C5 HOSE & CPLGS.

LOW PRESS. HOSE & CPLGS.

C14 HOSE & CPLGS.

POLARSEAL® HOSE & CPLGS.

PWR. STG. HOSE & CPLGS.

THERMO-PLASTIC HOSE & CPLGS.

ADAPTERS


QUICK DISCONNECT CPLGS.

ACCESSORIES & ASSORTMENTS

PART NUMBER INDEXES


Valve Cap for R12 Service Port




Descr	#		
			"
4R12CAP	G46094-0004	7332-04055	7/16-20

Red High Side Cap R134a Port



Descr	#		
			mm
8HS134CAP	G46095-0008	7332-04115	8

Blue Low Side Cap R134a Port



Descr	#		
			mm
8LS134CAP	G46096-0008	7332-04125	8

O-Ring for Switch



Descr	#		
			"
6SWOR	G46097-0006	7332-04065	3/8

EQUIPMENT

HOSE/CPLG.
SELECTION

TECH. DATA

EXT. &
VERY HIGH
PRESS. HOSE

GS CPLGS.

PCM CPLGS.

PCS CPLGS.

HIGH & MED.
PRESS. HOSEMEGACRIMP®
CPLGS.

PC CPLGS.

FIELD
ATTACHABLE
CPLGS.AIR BRAKE
HOSE &
CPLGS.MEGATECH®
C5
HOSE &
CPLGS.LOW PRESS.
HOSE &
CPLGS.C14 HOSE
& CPLGS.POLARSEAL®
HOSE &
CPLGS.PWR. STG.
HOSE &
CPLGS.THERMO-
PLASTIC
HOSE &
CPLGS.

ADAPTERS

QUICK
DISCONNECT
CPLGS.ACCESSORIES
& ASSORT-
MENTSPART NUMBER
INDEXES

PolarSeal™ Couplings – G45 Series

O-Ring for PolarSeal Couplings



Descr	#			⊕↔	W
				"	"
6ACOR	82570	G46098-0006	7332-01235	0.30	0.07
8ACOR	82572	G46098-0008	7332-01245	0.43	0.07
10ACOR	82573	G46098-0010	7332-01255	0.55	0.07
12ACOR	82574	G46098-0012	7332-01265	0.68	0.07

O-Rings for Ford Spring Lock



Descr	#			⊕↔
				"
6FSLOR	G46099-0006		7332-04075	3/8
8FSLOR	G46099-0008		7332-04085	1/2
10FSLOR	G46099-0010		7332-04095	5/8
12FSLOR	G46099-0012		7332-04105	3/4

- EQUIPMENT
- HOSE/CPLG. SELECTION
- TECH. DATA
- EXT. & VERY HIGH PRESS. HOSE
- GS CPLGS.
- PCM CPLGS.
- PCS CPLGS.
- HIGH & MED. PRESS. HOSE
- MEGACRIMP® CPLGS.
- PC CPLGS.
- FIELD ATTACHABLE CPLGS.
- AIR BRAKE HOSE & CPLGS.
- MEGATECH® C5 HOSE & CPLGS.
- LOW PRESS. HOSE & CPLGS.
- C14 HOSE & CPLGS.
- POLARSEAL® HOSE & CPLGS.
- PWR. STG. HOSE & CPLGS.
- THERMO-PLASTIC HOSE & CPLGS.
- ADAPTERS
- QUICK DISCONNECT CPLGS.
- ACCESSORIES & ASSORTMENTS
- PART NUMBER INDEXES

FIELD



Aluminum Air Conditioning Tubing*

* For medium pressure applications.

Male Tube O-Ring



Descr	#		↔
			"
12"	A45001-1206	7821-2007	3/8
12"	A45001-1208	7821-2008	1/2
24"	A45001-2406	7821-2024	3/8
24"	A45001-2408	7821-2025	1/2

Male Inverted O-Ring



Descr	#		↔
			"
12"	A45001-1206	7821-2007	3/8
12"	A45001-1208	7821-2008	1/2
24"	A45001-2406	7821-2024	3/8
24"	A45001-2408	7821-2025	1/2

Male SAE



Descr	#		↔
			"
12"	A45004-1206	7821-2003	3/8
12"	A45004-1208	7821-2004	1/2
24"	A45004-2406	7821-2020	3/8
24"	A45004-2408	7821-2021	1/2

Male Ford Spring Lock



Descr	#		↔
			"
12"	A45035-1206	7821-2014	3/8
12"	A45035-1208	7821-2015	1/2
24"	A45035-2406	7821-2031	3/8
24"	A45035-2408	7821-2032	1/2

EQUIPMENT

HOSE/CPLG. SELECTION

TECH. DATA

EXT. & VERY HIGH PRESS. HOSE

GS CPLGS.

PCM CPLGS.

PCS CPLGS.

HIGH & MED. PRESS. HOSE

MEGACRIMP® CPLGS.

PC CPLGS.

FIELD ATTACHABLE CPLGS.

AIR BRAKE HOSE & CPLGS.

MEGATECH® C5 HOSE & CPLGS.

LOW PRESS. HOSE & CPLGS.

C14 HOSE & CPLGS.

POLARSEAL® HOSE & CPLGS.

PWR. STG. HOSE & CPLGS.

THERMO-PLASTIC HOSE & CPLGS.

ADAPTERS

QUICK DISCONNECT CPLGS.

ACCESSORIES & ASSORTMENTS

PART NUMBER INDEXES



Aluminum Air Conditioning Tubing*

* For medium pressure applications.

Female Tube O-Ring



Descr	#		⊕
12"	A45011-1206	7821-2005	3/8"
12"	A45011-1208	7821-2006	1/2"
12"	A45011-1216	7821-2009	16mm
12"	A45011-1218	7821-2010	18mm
12"	A45011-1220	7821-2011	20mm
24"	A45011-2406	7821-2022	3/8"
24"	A45011-2408	7821-2023	1/2"
24"	A45011-2416	7821-2026	16mm
24"	A45011-2418	7821-2027	18mm
24"	A45011-2420	7821-2028	20mm

Female SAE



Descr	#		⊕
			"
12"	A45012-1206	7821-2001	3/8
12"	A45012-1208	7821-2002	1/2
24"	A45012-2406	7821-2018	3/8
24"	A45012-2408	7821-2019	1/2

Female Ford Spring Lock



Descr	#		⊕
			"
12"	A45036-1206	7821-2016	3/8
12"	A45036-1208	7821-2017	1/2
24"	A45036-2406	7821-2033	3/8
24"	A45036-2408	7821-2034	1/2

EQUIPMENT

HOSE/CPLG.
SELECTION

TECH. DATA

EXT. &
VERY HIGH
PRESS. HOSE

GS CPLGS.

PCM CPLGS.

PCS CPLGS.

HIGH & MED.
PRESS. HOSE

MEGACRIMP®
CPLGS.

PC CPLGS.

FIELD
ATTACHABLE
CPLGS.

AIR BRAKE
HOSE &
CPLGS.

MEGATECH®
C5
HOSE &
CPLGS.

LOW PRESS.
HOSE &
CPLGS.

C14 HOSE
& CPLGS.

POLARSEAL®
HOSE &
CPLGS.

PWR. STG.
HOSE &
CPLGS.

THERMO-
PLASTIC
HOSE &
CPLGS.

ADAPTERS

QUICK
DISCONNECT
CPLGS.

ACCESSORIES
& ASSORT-
MENTS

PART NUMBER
INDEXES



Designed to meet requirements of SAE J2050 specifications.

Recommended For: Power steering pressure lines. Designed to meet requirements of SAE J2050 specifications.

Tube: Synthetic rubber specially compounded to provide resistance to high temperatures and power steering fluid (Hypalon† - Type M)*.

Reinforcement: Two high strength nylon braids that resist high temperatures and allow for expansion for system noise dampening.

Cover: Black, synthetic rubber developed specifically to resist under hood environment (Hypalon†).

Temperature Range: -40°F to +300°F (-40°C to +150°C).

Couplings: Permanent Power Steering Couplings, pages J2-3.



SPECIFICATIONS

Description	Part No. (25' Length)	Part No. (50' Length)	Product No.	Hose I.D. (In.)	Hose O.D. (In.)	Working Pressure (psi)	Min. Burst Pressure (psi)	Min. Bend Radius (In.)
6PS188	86049	86050	3317-0108	3/8	0.71	1,500	6,000	3.25

† Hypalon is a registered trademark of DuPont.

* Hose stock specifications on page C7.

EQUIPMENT

HOSE/CPLG.
SELECTION

TECH. DATA

EXT. &
VERY HIGH
PRESS. HOSE

GS CPLGS.

PCM CPLGS.

PCS CPLGS.

HIGH & MED.
PRESS. HOSE

MEGACRIMP®
CPLGS.

PC CPLGS.

FIELD
ATTACHABLE
CPLGS.

AIR BRAKE
HOSE &
CPLGS.

MEGATECH®
C5
HOSE &
CPLGS.

LOW PRESS.
HOSE &
CPLGS.

C14 HOSE
& CPLGS.

POLARSEAL®
HOSE &
CPLGS.

PWR. STG.
HOSE &
CPLGS.

THERMO-
PLASTIC
HOSE &
CPLGS.

ADAPTERS

QUICK
DISCONNECT
CPLGS.

ACCESSORIES
& ASSORT-
MENTS

PART NUMBER
INDEXES



Power Steering Couplings – G50 Series

EQUIPMENT

HOSE/CPLG. SELECTION

TECH. DATA

EXT. & VERY HIGH PRESS. HOSE

GS CPLGS.

PCM CPLGS.

PCS CPLGS.

HIGH & MED. PRESS. HOSE

MEGACRIMP® CPLGS.

PC CPLGS.

FIELD ATTACHABLE CPLGS.

AIR BRAKE HOSE & CPLGS.

MEGATECH™ C5 HOSE & CPLGS.

LOW PRESS. HOSE & CPLGS.

C14 HOSE & CPLGS.

POLARSEAL® HOSE & CPLGS.

PWR. STG. HOSE & CPLGS.

THERMO-PLASTIC HOSE & CPLGS.

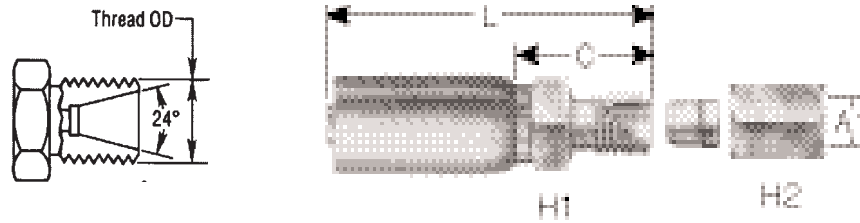
ADAPTERS

QUICK DISCONNECT CPLGS.

ACCESSORIES & ASSORTMENTS

PART NUMBER INDEXES

SAE Male Flareless Assembly



Descr	#			↺		🌀	A1	H1	H2	L		C	
				"	mm		"	"	"	"	mm	"	mm
6PS-4MFA	80730	G50510-0604	7334-28615	3/8	9.5	7/16-20	1/4	11/16	9/16	2.37	60.2	1.00	25.3
6PS-5MFA	80731	G50510-0605	7334-28625	3/8	9.5	1/2-20	5/16	11/16	5/8	2.37	60.2	1.00	25.3
6PS-6MFA	80732	G50510-0606	7334-28635	3/8	9.5	5/8-18	3/8	11/16	11/16	2.39	60.7	1.01	25.7

Female Flareless Sleeve



Female Flareless Nut



Descr	#			∅
				"
4FFS	87380	G60051-0004	7334-40555	1/4
5FFS	87381	G60051-0005	7334-40565	5/16
6FFS	87382	G60051-0006	7334-40575	3/8

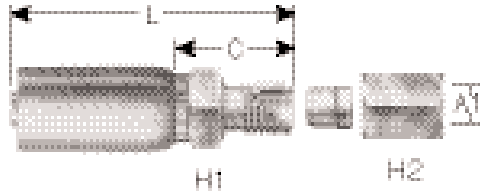
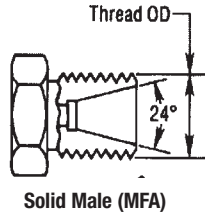
Descr	#			∅	🌀	H1
				"		"
4FFN	87370	G60050-0004	7334-40495	1/4	7/16-20	9/16
5FFN	87371	G60050-0005	7334-40505	5/16	1/2-20	5/8
6FFN	87372	G60050-0006	7334-40515	3/8	5/8-18	11/16

* Hose stock specifications on page C7.

Power Steering Couplings – G50 Series



SAE Metric Male Flareless Assembly



Descr	#			⌀		🌀	I/O		H1	H2	L		C	
				"	mm		mm	"			"	"	mm	"
6PS-M8MFA	80735	G50510-0608	7334-28935	3/8	9.5	3/4-16	8	11/16	11/16	2.31	58.7	0.93	23.7	
6PS-M10MFA	80736	G50510-0610	7334-28945	3/8	9.5	7/8-14	10	11/16	3/4	2.35	59.7	0.97	24.7	
6PS-M12MFA	80737	G50510-0612	7334-28955	3/8	9.5	1 1/16-12	12	3/4	7/8	2.35	59.7	0.97	24.7	

Metric Bite Sleeve



Descr	#			I/O
				mm
8BS	83186	G64787-0006	7253-26815	6
10BS	83187	G64787-0006	7253-26815	6
12BS	83188	G64787-0006	7253-26815	6

Metric Bite Nut



Descr	#			🌀	I/O
					mm
8MNL	83216	G64788-0008	7253-27125	M14X1.5	8
8MNH	83241	G64789-0008	7253-27135	M16X1.5	8
10MNL	83217	G64788-0010	7253-27145	M16X1.5	10
10MNH	83242	G64789-0010	7253-27155	M18X1.5	10
12MNL	83218	G64788-0012	7253-27165	M18X1.5	12
12MNH	83243	G64789-0012	7253-27175	M20X1.5	12

* Hose stock specifications on page C7.

EQUIPMENT
HOSE/CPLG. SELECTION
TECH. DATA
EXT. & VERY HIGH PRESS. HOSE
GS CPLGS.
PCM CPLGS.
PCS CPLGS.
HIGH & MED. PRESS. HOSE
MEGACRIMP® CPLGS.
PC CPLGS.
FIELD ATTACHABLE CPLGS.
AIR BRAKE HOSE & CPLGS.
MEGATECH™ C5 HOSE & CPLGS.
LOW PRESS. HOSE & CPLGS.
C14 HOSE & CPLGS.
POLARSEAL® HOSE & CPLGS.
PWR. STG. HOSE & CPLGS.
THERMO-PLASTIC HOSE & CPLGS.
ADAPTERS
QUICK DISCONNECT CPLGS.
ACCESSORIES & ASSORTMENTS
PART NUMBER INDEXES





EQUIPMENT
HOSE/CPLG. SELECTION
TECH. DATA
EXT. & VERY HIGH PRESS. HOSE
GS CPLGS.
PCM CPLGS.
PCS CPLGS.
HIGH & MED. PRESS. HOSE
MEGACRIMP® CPLGS.
PC CPLGS.
FIELD ATTACHABLE CPLGS.
AIR BRAKE HOSE & CPLGS.
MEGATECH™ C5 HOSE & CPLGS.
LOW PRESS. HOSE & CPLGS.
C14 HOSE & CPLGS.
POLARSEAL® HOSE & CPLGS.
PWR. STG. HOSE & CPLGS.
THERMO-PLASTIC HOSE & CPLGS.
ADAPTERS
QUICK DISCONNECT CPLGS.
ACCESSORIES & ASSORTMENTS
PART NUMBER INDEXES

Gates Bend-N-Fit™ Tube Bender

Part Number: 91025

Product Number: 7468-1040

Simply and easily duplicates bent tubes:

- Power Steering
- Air Conditioning
- Transmission Oil Cooler
- Fuel Lines
- Plus many more applications

Bends SAE tubing as well as metric tubing—without changing any tooling—in the following sizes:

1/4" 5/16" 3/8" 1/2" 6mm–13mm



Easy! One-Handed Operation

Load tubing by pushing in on Tubing Lock Release.

Pull down on Tubing Lock.

Load tubing into proper size bending slot.

Close Tubing Lock until it snaps into place. (Tubing Lock must snap for the tube to be firmly supported and for the tube to bend properly.)

Close the tube support slide onto the tube.

Top of bender is segmented into 7 1/2° marks. This aids in precision bends. Original tube can be used as a pattern by measuring bends or by holding old tube above bender.

IMPORTANT: Be sure the mark on the tube support slide lines up with the zero on the top of the bender. Not lining up with zero will cause notching or creasing of the tube.

Push handle sliding Tube Support Slide across tube to make your bend.

Once you've made your first bend, rotate handle out of your way.

Push in on Tubing Lock Release.

Pull down on Tubing Lock.

Remove tubing and reorient for next bend.

Both the Tube Slide and Tube Lock move completely out of the way. This allows for bends in multiple planes.



Tubing Lock

Tubing Lock Release





Fabricating a Male Flareless Assembly (MFA)

Male Flareless couplings needs four components to create a seal.



Creating a leak proof seal is easy per SAE J514 specifications:

1. Bend tubing to the proper shape using Gates' Bend-N-Fit™ tube bender described on the previous page.
2. Crimp MFA coupling onto proper hose. (See Figure 1.)
3. Slide Nut onto tube. Threads should face cut end of tubing.
4. Slide sleeve onto tubing. Flat end should be inside nut. (See Figure 2.)
5. Slide tubing into coupling. (See Figure 3.)
6. Finger tighten nut onto coupling.
7. Using two wrenches or a wrench and vise, tighten nut one full turn until tube will no longer rotate.



Figure 1



Figure 2



Figure 3

Universal Tubing Flaring Tool

Part Number: 91026

Product Number: 7468-1041

The only flaring system you will ever need—an easy-to-use tool complete with simple-to-follow instructions. Comes with tubing cutter and everything you need to do 37° and 45° single or double flares. Includes:

- High-Quality Cutter with De-burring Tool
- 45° and 37° Cones
- Five SAE Double Flare Adapters
- Four Metric Double Flare Adapters
- SAE Bar
- Metric Bar
- Yoke
- Wrench for Cone
- Plastic Carrying Case



EQUIPMENT

HOSE/CPLG. SELECTION

TECH. DATA

EXT. & VERY HIGH PRESS. HOSE

GS CPLGS.

PCM CPLGS.

PCS CPLGS.

HIGH & MED. PRESS. HOSE

MEGACRIMP® CPLGS.

PC CPLGS.

FIELD ATTACHABLE CPLGS.

AIR BRAKE HOSE & CPLGS.

MEGATECH™ C5 HOSE & CPLGS.

LOW PRESS. HOSE & CPLGS.

C14 HOSE & CPLGS.

POLARSEAL® HOSE & CPLGS.

PWR. STG. HOSE & CPLGS.

THERMO-PLASTIC HOSE & CPLGS.

ADAPTERS

QUICK DISCONNECT CPLGS.

ACCESSORIES & ASSORTMENTS

PART NUMBER INDEXES



EQUIPMENT

HOSE/CPLG. SELECTION

TECH. DATA

EXT. & VERY HIGH PRESS. HOSE

GS CPLGS.

PCM CPLGS.

PCS CPLGS.

HIGH & MED. PRESS. HOSE

MEGACRIMP® CPLGS.

PC CPLGS.

FIELD ATTACHABLE CPLGS.

AIR BRAKE HOSE & CPLGS.

MEGATECH™ C5 HOSE & CPLGS.

LOW PRESS. HOSE & CPLGS.

C14 HOSE & CPLGS.

POLARSEAL® HOSE & CPLGS.

PWR. STG. HOSE & CPLGS.

THERMO-PLASTIC HOSE & CPLGS.

ADAPTERS

QUICK DISCONNECT CPLGS.

ACCESSORIES & ASSORTMENTS

PART NUMBER INDEXES

Clip Kit

Part Number: A63300

Product No. 7704-9005

An assortment of the three most popular sizes of Jiffy-Tite® Clips used on GM vehicles.

Part No.	Quantity
A63098	25
A63099	10
A63110	10



O-Ring Washer Kit

Part Number: A63303

Product No. 7704-9008

An assortment of the most popular O-rings and sealing washers used on transmission oil cooler assemblies today. Kit contains 25 each of:

Part No.	Part No.	Part No.
A63089	A63090	A63091
A63093	A63094	A63095
A63096	A63097	A63100
A63101	A63102	A63103
A63104	A63105	A63106
A63107	A63108	A63109



Power Steering Hose Replacement O-Ring Seal/Gasket/Plug Assortment

Part Number: 349580

Assortment provides convenient storage for complete line of replacement O-rings. Assortment includes:



Part No.	O-Ring Size	Description	Quantity
349510	5/16"	Standard O-Ring	25
349520	3/8" Viton	Viton O-Ring	25
349530	3/8" Standard	Standard O-Ring	25
349540	9/16" – 18	Type II Teflon Seals	25
349550	16mm	Type III Teflon Seals	25
349560	14mm	Copper Washer	12
349570	16mm	Copper Washer	12
349990	3/8" – 24	Switch Socket Plug	5

Fuel Line Repair Kits

Fuel line repair kits are ideal for GM, Ford and other makes with fuel filters located under chassis. Kits include flared steel tubing line in 18" or 30" lengths and 5/16" or 3/8" diameter.

All kits include compression fittings and O-rings necessary to complete repair. Repair kits are individually bagged. Carton quantity 5.

Descr	#		↔
			"
18"	A35000-1805	7821-1001	15/16
18"	A35000-1806	7821-1003	3/8
30"	A35000-3005	7821-1002	15/16
30"	A35000-3006	7821-1004	3/8



EQUIPMENT

HOSE/CPLG. SELECTION

TECH. DATA

EXT. & VERY HIGH PRESS. HOSE

GS CPLGS.

PCM CPLGS.

PCS CPLGS.

HIGH & MED. PRESS. HOSE

MEGACRIMP® CPLGS.

PC CPLGS.

FIELD ATTACHABLE CPLGS.

AIR BRAKE HOSE & CPLGS.

MEGATECH™ C5 HOSE & CPLGS.

LOW PRESS. HOSE & CPLGS.

C14 HOSE & CPLGS.

POLARSEAL® HOSE & CPLGS.

PWR. STG. HOSE & CPLGS.

THERMO-PLASTIC HOSE & CPLGS.

ADAPTERS

QUICK DISCONNECT CPLGS.

ACCESSORIES & ASSORTMENTS

PART NUMBER INDEXES



Steel Power Steering/TOC Tubing*

* For medium pressure applications.

Male O-Ring



Descr	#		↔
12"	A35001-1205	7821-0013	5/16"
12"	A35001-1206	7821-0018	3/8"
12"	A35001-1207	7821-0026	7/16"
12"	A35001-1212	7821-0001	12mm Captive*
12"	A35001-1214	7821-0004	14mm Captive*
12"	A35001-1216	7821-0010	16mm Captive*
12"	A35001-1218	7821-0012	18mm Captive*
24"	A35001-2405	7821-0113	5/16"
24"	A35001-2406	7821-0118	3/8"
24"	A35001-2407	7821-0126	7/16"
24"	A35001-2412	7821-0101	12mm Captive*
24"	A35001-2414	7821-0104	14mm Captive*
24"	A35001-2416	7821-0110	16mm Captive*
24"	A35001-2418	7821-0112	18mm Captive*

*Includes O-ring

Male Inverted Flare



Descr	#		↔
12"	A35003-1206	7821-0017	3/8
12"	A35003-1214	7821-0003	14mm
12"	A35003-1216	7821-0009	16mm
24"	A35003-2406	7821-0117	3/8
24"	A35003-2414	7821-0103	14mm
24"	A35003-2416	7821-0109	16mm

Male SAE



Descr	#		↔
			"
12"	A35004-1206	7821-0019	3/8
24"	A35004-2406	7821-0119	3/8

Steel Power Steering/TOC Tubing*

* For medium pressure applications.

Male Long Swivel O-Ring



Descr	#		↔
12"	A35005-1216	7821-0008	16mm
24"	A35005-2416	7821-0108	16mm

Male Swivel O-Ring



Descr	#		↔
12"	A35006-1206	7821-0020	3/8" (Type I)
12"	A35007-1205	7821-0014	5/16" (Type II)
12"	A35008-1216	7821-0011	6mm (Type III)
24"	A35006-2406	7821-0120	3/8" (Type I)
24"	A35007-2405	7821-0114	5/16" (Type II)
24"	A35008-2416	7821-0111	16mm (Type III)

Female SAE



Descr	#		↔
12"	A35012-1206	7821-0016	3/8
12"	A35012-1208	7821-0027	1/2
12"	A35012-1216	7821-0007	16mm
24"	A35012-2406	7821-0116	3/8
24"	A35012-2408	7821-0127	1/2
24"	A35012-2416	7821-0107	16mm

EQUIPMENT

HOSE/CPLG. SELECTION

TECH. DATA

EXT. & VERY HIGH PRESS. HOSE

GS CPLGS.

PCM CPLGS.

PCS CPLGS.

HIGH & MED. PRESS. HOSE

MEGACRIMP® CPLGS.

PC CPLGS.

FIELD ATTACHABLE CPLGS.

AIR BRAKE HOSE & CPLGS.

MEGATECH™ C5 HOSE & CPLGS.

LOW PRESS. HOSE & CPLGS.

C14 HOSE & CPLGS.

POLARSEAL® HOSE & CPLGS.

PWR. STG. HOSE & CPLGS.

THERMO-PLASTIC HOSE & CPLGS.

ADAPTERS

QUICK DISCONNECT CPLGS.

ACCESSORIES & ASSORTMENTS

PART NUMBER INDEXES



Steel Power Steering/TOC Tubing*

* For medium pressure applications.

Beaded Tube



Descr	#		↔
			"
12"	A35020-1206	7821-0015	3/8
24"	A35020-2406	7821-0115	3/8

Male Single Bead Quick Connect



Descr	#		↔
			"
12"	A35023-1206	7821-0024	3/8
24"	A35023-2406	7821-0124	3/8

Double Beaded Pipe



Descr	#		↔
			"
12"	A35025-1206	7821-0021	3/8
24"	A35025-2406	7821-0121	3/8

GM Quick Connect



Descr	#		↔
			"
12"	A35030-1206	7821-0023	3/8
24"	A35030-2406	7821-0123	3/8

EQUIPMENT

HOSE/CPLG.
SELECTION

TECH. DATA

EXT. &
VERY HIGH
PRESS. HOSE

GS CPLGS.

PCM CPLGS.

PCS CPLGS.

HIGH & MED.
PRESS. HOSE

MEGACRIMP®
CPLGS.

PC CPLGS.

FIELD
ATTACHABLE
CPLGS.

AIR BRAKE
HOSE &
CPLGS.

MEGATECH™
C5
HOSE &
CPLGS.

LOW PRESS.
HOSE &
CPLGS.

C14 HOSE
& CPLGS.

POLARSEAL®
HOSE &
CPLGS.

PWR. STG.
HOSE &
CPLGS.

THERMO-
PLASTIC
HOSE &
CPLGS.

ADAPTERS

QUICK
DISCONNECT
CPLGS.

ACCESSORIES
& ASSORT-
MENTS

PART NUMBER
INDEXES



Recommended For: Petroleum, water base and synthetic hydraulic fluids. Applications include: power and telephone mobile equipment (cherry pickers), lubrication lines, blowout preventer control lines, hydraulic lifts and farm and construction machinery. GT7 hoses meet or exceed performance requirements of SAE 100R7 with a significantly tighter bend radius.

Tube: 100% seamless Nylon – Type Z* that easily handles a broad range of hydraulic fluids, including phosphate esters and water glycol.

Reinforcement: Braided synthetic fiber. (-2, -8, -12, -16). Spiraled synthetic fiber (-3, -4, -5, -6)

Cover: Black polyurethane that resists hydraulic fluids, high temperatures, aging and weathering. Black GT7 is perforated for use in general hydraulic and pneumatic service.

Temperature Range: -65°F to +200°F (-54°C to +93°C) continuous service for petroleum and synthetic oils. Maximum of +158°F (+70°C) for water, water/oil emulsions and water glycol.

Couplings (see crimp manual for specifics):

Swage PCTS Permanent Couplings (except -16), pages K5–11.
MegaCrimp® Couplings, pages E13–51.



SPECIFICATIONS

Description	Part No. (50' Length)	Part No. (Bulk Carton)	Product No. (Bulk Carton)	Hose I.D. (In.)	Hose O.D. (In.)	Working Pressure (psi)	Min. Burst Pressure (psi)	Min. Bend Radius (In.)	Approx. Bulk Carton Length (Ft.)
2GT7	—	70910	4467-1101	1/8	0.34	2,500	10,000	0.5	250
3GT7	85771	70911	4467-1102	3/16	0.43	3,000	12,000	0.8	250
4GT7	85772	70912	4467-1103	1/4	0.51	2,750	11,000	1.3	250
5GT7	85773	70913	4467-1105	5/16	0.60	2,500	10,000	1.8	250
6GT7	85774	70914	4467-1107	3/8	0.66	2,250	9,000	2.0	250
8GT7	85775	70915	4467-1109	1/2	0.82	2,000	8,000	3.0	250
12GT7	85776	70916	4467-1111	3/4	1.07	1,250	5,000	5.0	250
16GT7	85777	70917	4467-1112	1	1.47	1,000	4,000	10.0	250

Recommended For: Petroleum and synthetic hydraulic fluids. Applications include: power and telephone mobile equipment (cherry pickers), lubrication lines, blowout preventer control lines, hydraulic lifts and farm and construction machinery. Orange color GT7NC meets SAE 100R7 non-conductivity requirements. GT7NC hose meets or exceeds performance requirements of SAE 100R7 with a significantly tighter bend radius. Meets ANSI A92.2 for vehicle mounted aerial devices (-3 to -8).

Tube: -2, -12, and -16: 100% seamless Nylon – Type Z* that easily handles a broad range of hydraulic fluids, including phosphate esters and water glycol; **-3 through -8 Polyester.**

Reinforcement: Braided synthetic fiber (except -2: Spiraled synthetic fiber).

Cover: Orange urethane that resists hydraulic fluids, high temperatures, aging and weathering. Orange GT7NC is non-perforated for applications requiring electrical non-conductivity. Meets SAE 100R7 Electrical Conductivity Test. Maximum leakage shall not exceed 50 microamperes when subjected to 75 kV/Ft. for five minutes. (Orange is industry accepted color for non-conductive hose.)

Temperature Range: -65°F to +200°F (-54°C to +93°C) continuous service for petroleum and synthetic oils. Maximum of +158°F (+70°C) for water, water/oil emulsions and water glycol.

Couplings (see crimp manual for specifics):

Swage PCTS Permanent Couplings (except -16), pages K5–11.
MegaCrimp® Couplings, pages E13–51.



SPECIFICATIONS

Description	Part No. (50' Length)	Part No. (Bulk Carton)	Product No. (Bulk Carton)	Hose I.D. (In.)	Hose O.D. (In.)	Working Pressure (psi)	Min. Burst Pressure (psi)	Min. Bend Radius (In.)	Approx. Bulk Carton Length (Ft.)
2GT7NC	—	70918	4467-1114	1/8	0.32	2,500	10,000	0.5	250
3GT7NC	85778	70919	4467-1115	3/16	0.44	3,000	12,000	0.8	250
4GT7NC	85779	70920	4467-1117	1/4	0.51	2,750	11,000	1.3	250
5GT7NC	85780	70921	4467-1119	5/16	0.58	2,500	10,000	1.8	250
6GT7NC	85781	70922	4467-1121	3/8	0.66	2,250	9,000	2.0	250
8GT7NC	85782	70923	4467-1123	1/2	0.82	2,000	8,000	3.0	250
12GT7NC	85783	70924	4467-1125	3/4	1.07	1,250	5,000	5.0	250
16GT7NC	85784	70925	4467-1126	1	1.47	1,000	4,000	10.0	250

* Hose stock specifications on page C7.

EQUIPMENT

HOSE/CPLG. SELECTION

TECH. DATA

EXT. & VERY HIGH PRESS. HOSE

GS CPLGS.

PCM CPLGS.

PCS CPLGS.

HIGH & MED. PRESS. HOSE

MEGACRIMP® CPLGS.

PC CPLGS.

FIELD ATTACHABLE CPLGS.

AIR BRAKE HOSE & CPLGS.

MEGATECH™ C5 HOSE & CPLGS.

LOW PRESS. HOSE & CPLGS.

C14 HOSE & CPLGS.

POLARSEAL® HOSE & CPLGS.

PWR. STG. HOSE & CPLGS.

THERMO-PLASTIC HOSE & CPLGS.

ADAPTERS

QUICK DISCONNECT CPLGS.

ACCESSORIES & ASSORTMENTS

PART NUMBER INDEXES



GT7DL—Dual Line Hydraulic Hose—SAE 100R7

Thermoplastic

EQUIPMENT

HOSE/CPLG. SELECTION

TECH. DATA

EXT. & VERY HIGH PRESS. HOSE

GS CPLGS.

PCM CPLGS.

PCS CPLGS.

HIGH & MED. PRESS. HOSE

MEGACRIMP® CPLGS.

PC CPLGS.

FIELD ATTACHABLE CPLGS.

AIR BRAKE HOSE & CPLGS.

MEGATECH™ C5 HOSE & CPLGS.

LOW PRESS. HOSE & CPLGS.

C14 HOSE & CPLGS.

POLARSEAL® HOSE & CPLGS.

PWR. STG. HOSE & CPLGS.

THERMO-PLASTIC HOSE & CPLGS.

ADAPTERS QUICK DISCONNECT CPLGS.

ACCESSORIES & ASSORTMENTS

PART NUMBER INDEXES

Recommended For: Petroleum, water base and synthetic hydraulic fluids. Applications include: power and telephone mobile equipment (cherry pickers), lubrication lines, blowout preventer control lines, hydraulic lifts and farm and construction machinery. GT7DL hoses meet or exceed performance requirements of SAE 100R7 with significantly tighter bend radius.

Tube: 100% seamless Nylon – Type Z* that easily handles a broad range of hydraulic fluids, including phosphate esters and water glycol.

Reinforcement: Spiraled synthetic fiber.

Cover: Black polyurethane that resists hydraulic fluids, high temperatures, aging and weathering. Black GT7DL is perforated for use in general hydraulic and pneumatic service.

Temperature Range: -65°F to +200°F (-54°C to +93°C) continuous service for petroleum and synthetic oils. Maximum of +158°F (+70°C) for water, water/oil emulsions and water glycol.

Couplings (See crimp manual for specifics):

Swage PCTS Permanent Couplings, pages K5–11.
MegaCrimp® Couplings, pages E13–51.



SPECIFICATIONS

Description	Part No. (50' Length)	Part No. (Bulk Carton)	Product No. (Bulk Carton)	Hose I.D. (In.)	Hose O.D. (In.)	Working Pressure (psi)	Min. Burst Pressure (psi)	Min. Bend Radius (In.)	Approx. Bulk Carton Length (Ft.)
4GT7DL	—	70935	4472-0201	1/4	0.51	2,750	11,000	1.3	250
5GT7DL	85785	70936	4472-0202	5/16	0.60	2,500	10,000	1.8	250
6GT7DL	—	70937	4472-0204	3/8	0.66	2,250	9,000	2.0	250
8GT7DL	—	70938	4472-0205	1/2	0.82	2,000	8,000	3.0	250

GT7NCDL—Non-Conductive Dual Line Hydraulic Hose—SAE 100R7

Thermoplastic

Recommended For: Petroleum and synthetic hydraulic fluids. Applications include: power and telephone mobile equipment (cherry pickers), lubrication lines, blowout preventer control lines, hydraulic lifts and farm and construction machinery. Orange color GT7NCDL meets SAE 100R7 non-conductivity requirements. GT7NCDL hose meets or exceeds performance requirements of SAE 100R7 with a significantly tighter bend radius.

Tube: Polyester.

Reinforcement: Braided synthetic fiber.

Cover: Orange urethane that resists hydraulic fluids, high temperatures, aging and weathering. Orange GT7NCDL is non-perforated for applications requiring electrical non-conductivity. Meets SAE 100R7 Electrical Conductivity Test. Maximum leakage shall not exceed 50 microamperes when subjected to 75 kV/Ft. for five minutes. (Orange is industry accepted color for non-conductive hose.)

Temperature Range: -65°F to +200°F (-54°C to +93°C) continuous service for petroleum and synthetic oils. Maximum of +158°F (+70°C) for water, water/oil emulsions and water glycol.

Couplings (See crimp manual for specifics):

Swage PCTS Permanent Couplings, pages K5–11.
MegaCrimp® Couplings, pages E13–51.



SPECIFICATIONS

Description	Part No. (50' Length)	Part No. (Bulk Carton)	Product No. (Bulk Carton)	Hose I.D. (In.)	Hose O.D. (In.)	Working Pressure (psi)	Min. Burst Pressure (psi)	Min. Bend Radius (In.)	Approx. Bulk Carton Length (Ft.)
4GT7NCDL	85786	70939	4472-0206	1/4	0.48	2,750	11,000	1.3	250
6GT7NCDL	85787	70940	4472-0208	3/8	0.63	2,250	9,000	2.0	250
8GT7NCDL	85788	70941	4472-0210	1/2	0.82	2,000	8,000	3.0	250

* Hose stock specifications on page C7.



Recommended For: Use with petroleum, water base and synthetic hydraulic fluids. Applications include: power and telephone mobile equipment (cherry pickers), lubrication lines, blowout preventer control lines, hydraulic lifts and farm and construction equipment. GT8NC hose (orange cover) meets SAE 100R8 non-conductivity requirements. GT8 and GT8NC hoses meet or exceed performance requirements of SAE 100R8 with a significantly tighter bend radius. Multiline available.

Tube: 100% seamless Nylon – Type Z*. Easily handles a broad range of hydraulic fluids, including phosphate esters and water glycol.

Reinforcement: Two polyester braids.

Cover: Black or orange urethane resists hydraulic fluids, high temperatures, aging and weather. GT8NC (orange) is nonperforated for applications requiring electrical non-conductivity. GT8NC meets SAE 100R8 Electrical Conductivity Test. Maximum leakage shall not exceed 50 microamperes when subjected to 75 kV/Ft. for five minutes. (Orange is industry accepted color for non-conductive hose). Black cover is perforated for use in general hydraulic and pneumatic service.

Temperature Range: -65°F to +200°F (-54°C to +93°C) continuous service for petroleum and synthetic oils. Maximum of +158°F (+70°C) for water, water/oil emulsions and water glycol.

Couplings: (See crimp manual for specifics):

Swage Permanent PCTS Couplings (-3 only), pages K5-11.
MegaCrimp® Couplings (-4 thru -16), pages E13-51.



GT8 SPECIFICATIONS (Black Cover)

Description	Part No. (50' Length)	Part No. (Bulk Carton)	Product No. (Bulk Carton)	Hose I.D. (In.)	Hose O.D. (In.)	Working Pressure (psi)	Min. Burst Pressure (psi)	Min. Bend Radius (In.)	Approx. Bulk Carton Length (Ft.)
3GT8	85789	70926	4467-1127	3/16	0.52	5,000	20,000	1.8	250
4GT8	85790	70927	4467-1128	1/4	0.63	5,000	20,000	2.0	250
6GT8	85791	70928	4467-1130	3/8	0.77	4,000	16,000	2.5	250
8GT8	85792	70929	4467-1132	1/2	0.89	3,500	14,000	4.0	250
12GT8	85793	70930	4467-1133	3/4	1.14	2,250	9,000	6.5	200
16GT8	—	70931	4467-1134	1	1.47	2,000	8,000	10.0	200

Recommended For: Use with petroleum, water base and synthetic hydraulic fluids. Applications include: power and telephone mobile equipment (cherry pickers), lubrication lines, blowout preventer control lines, hydraulic lifts and farm and construction equipment. GT8NC hose (orange cover) meets SAE 100R8 non-conductivity requirements. GT8 and GT8NC hoses meet or exceed performance requirements of SAE 100R8 with a significantly tighter bend radius. Multiline available.

Tube: 100% seamless Nylon – Type Z*. Easily handles a broad range of hydraulic fluids, including phosphate esters and water glycol.

Reinforcement: Two polyester braids.

Cover: Black or orange urethane resists hydraulic fluids, high temperatures, aging and weather. GT8NC (orange) is nonperforated for applications requiring electrical non-conductivity. GT8NC meets SAE 100R8 Electrical Conductivity Test. Maximum leakage shall not exceed 50 microamperes when subjected to 75 kV/Ft. for five minutes. (Orange is industry accepted color for non-conductive hose). Black cover is perforated for use in general hydraulic and pneumatic service.

Temperature Range: -65°F to +200°F (-54°C to +93°C) continuous service for petroleum and synthetic oils. Maximum of +158°F (+70°C) for water, water/oil emulsions and water glycol.

Couplings: (See crimp manual for specifics):

Swage Permanent PCTS Couplings, pages K5-11.



GT8NC SPECIFICATIONS (Orange Cover—Non-conductive)

Description	Part No. (50' Length)	Part No. (Bulk Carton)	Product No. (Bulk Carton)	Hose I.D. (In.)	Hose O.D. (In.)	Working Pressure (psi)	Min. Burst Pressure (psi)	Min. Bend Radius (In.)	Approx. Bulk Carton Length (Ft.)
4GT8NC	85794	70932	4467-1135	1/4	0.63	5,000	20,000	2.0	250
6GT8NC	85795	70933	4467-1137	3/8	0.77	4,000	16,000	2.5	250
8GT8NC	85796	70934	4467-1138	1/2	0.89	3,500	14,000	4.0	250

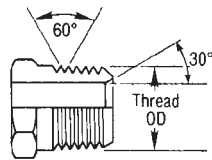
* Hose stock specifications on page C7.



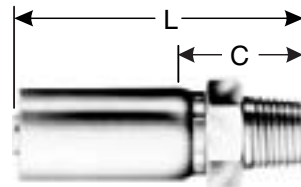
- EQUIPMENT
- HOSE/CPLG. SELECTION
- TECH. DATA
- EXT. & VERY HIGH PRESS. HOSE
- GS CPLGS.
- PCM CPLGS.
- PCS CPLGS.
- HIGH & MED. PRESS. HOSE
- MEGACRIMP® CPLGS.
- PC CPLGS.
- FIELD ATTACHABLE CPLGS.
- AIR BRAKE HOSE & CPLGS.
- MEGATECH™ C5 HOSE & CPLGS.
- LOW PRESS. HOSE & CPLGS.
- C14 HOSE & CPLGS.
- POLARSEAL® HOSE & CPLGS.
- PWR. STG. HOSE & CPLGS.
- THERMO-PLASTIC HOSE & CPLGS.
- ADAPTERS
- QUICK DISCONNECT CPLGS.
- ACCESSORIES & ASSORTMENTS
- PART NUMBER INDEXES

PCTS Thermoplastic Couplings (One-Piece) – G51 Series

Male Pipe (NPTF – 30° Cone Seat)



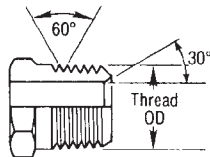
NPTF Solid Male (MP)



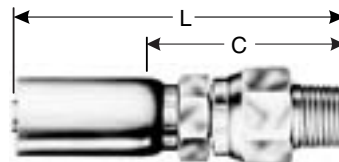
H1

Descr	#			⊕		🌀	H1	L		C	
				"	mm		"	"	mm	"	mm
2PCTS-2MP	80830	G51100-0202	7336-11985	1/8	3.2	1/8-27	1/2	1.34	34.0	0.74	18.8
2PCTS-4MP	80831	G51100-0204	7336-11995	1/8	3.2	1/4-18	1/2	1.53	38.9	0.93	23.6
3PCTS-2MP	80832	G51100-0302	7336-12005	3/16	4.8	1/8-27	9/16	1.94	49.3	1.08	27.4
3PCTS-4MP	80833	G51100-0304	7336-12015	3/16	4.8	1/4-18	11/16	2.13	54.1	1.27	32.3
4PCTS-2MP	80834	G51100-0402	7336-12025	1/4	6.4	1/8-27	5/8	2.15	54.6	1.06	26.9
4PCTS-4MP	80835	G51100-0404	7336-12035	1/4	6.4	1/4-18	11/16	2.34	59.4	1.25	31.8
4PCTS-6MP	80836	G51100-0406	7336-12045	1/4	6.4	3/8-18	3/4	2.44	62.0	1.35	34.3
5PCTS-4MP	80837	G51100-0504	7336-12055	5/16	7.9	1/4-18	11/16	2.36	59.9	1.07	27.2
6PCTS-4MP	80838	G51100-0604	7336-12075	3/8	9.5	1/4-18	3/4	2.66	67.6	1.37	34.8
6PCTS-6MP	80839	G51100-0606	7336-12085	3/8	9.5	3/8-18	3/4	2.66	67.6	1.37	34.8
6PCTS-8MP	80840	G51100-0608	7336-12095	3/8	9.5	1/2-14	15/16	2.92	74.2	1.63	41.4
8PCTS-8MP	80841	G51100-0808	7336-12105	1/2	12.7	1/2-14	15/16	3.13	79.5	1.48	37.6
12PCTS-12MP	80704	G51100-1212	7336-00335	3/4	19.1	3/4-14	1 1/8	3.30	83.8	1.42	36.1

Male Pipe Swivel (NPTF – Without 30° Cone Seat)



NPTF Solid Male (MP)



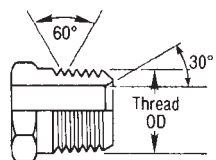
H1 H2

NOT TO BE USED AS A LIVE SWIVEL

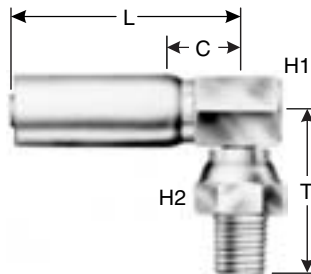
Descr	#			⊕		🌀	H1	H2	L		C	
				"	mm		"	"	"	mm	"	mm
2PCTS-2MPX	80825	G51105-0202	7337-11985	1/8	3.2	1/8-27	1/2	23/32	1.93	49.0	1.33	33.8
3PCTS-2MPX	80828	G51105-0302	7337-12005	3/16	4.8	1/8-27	23/32	23/32	2.50	63.5	1.50	38.1
3PCTS-4MPX	80829	G51105-0304	7337-12015	3/16	4.8	1/4-18	23/32	23/32	2.72	69.1	1.86	47.2
4PCTS-4MPX	80842	G51105-0404	7337-12025	1/4	6.3	1/4-18	5/8	23/32	2.84	72.1	1.78	45.2
5PCTS-4MPX	80843	G51105-0504	7337-12035	5/16	7.9	1/4-18	5/8	23/32	2.95	74.9	1.65	41.9
6PCTS-6MPX	80844	G51105-0606	7337-12045	3/8	9.5	3/8-18	3/4	3/4	3.20	81.3	1.91	48.5
8PCTS-8MPX	80845	G51105-0808	7337-12055	1/2	12.7	1/2-14	7/8	15/16	3.66	93.0	2.01	51.1
12PCTS-12MPX	80848	G51105-1212	7337-00915	3/4	19.1	3/4-14	1 1/8	1 1/8	3.90	99.1	2.02	51.3



Male Pipe Swivel – 90° Block (NPTF – Without 30° Cone Seat)

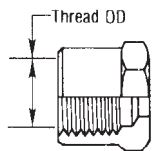


NPTF Solid Male (MP)

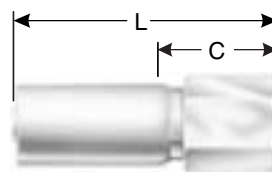


Descr	#			⌀		🌀	H1	H2	T	L		C		
				"	mm		"	"		"	mm	"	mm	
4PCTS-4MPX90	80846	G51106-0404	7337-12105	1/4	6.4	1/4-18	5/8	11/16	1.67	42.4	2.31	58.7	0.84	21.3

Female Pipe (NPTF – Without 30° Cone Seat)



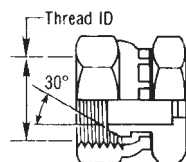
Solid Female (FP)



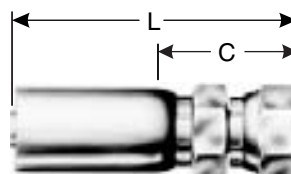
H1

Descr	#			⌀		🌀	H1	L		C	
				"	mm		"	"	mm	"	mm
6PCTS-6FP	80847	G51110-0606	7337-01035	3/8	9.5	3/8-18	7/8	2.70	68.6	1.41	35.8

Female Pipe Swivel (NPTF – 30° Cone Seat)



NPSM Swivel Female (FPX)



H1 H2

Descr	#			⌀		🌀	H1	H2	L	C		
				"	mm		"	"		"	mm	"
4PCTS-4FPX	80950	G51111-0404	7338-13305	1/4	6.4	1/4-18	5/8	3/4	2.38	60.5	1.32	33.5

- EQUIPMENT
- HOSE/CPLG. SELECTION
- TECH. DATA
- EXT. & VERY HIGH PRESS. HOSE
- GS CPLGS.
- PCM CPLGS.
- PCS CPLGS.
- HIGH & MED. PRESS. HOSE
- MEGACRIMP® CPLGS.
- PC CPLGS.
- FIELD ATTACHABLE CPLGS.
- AIR BRAKE HOSE & CPLGS.
- MEGATECH™ C5 HOSE & CPLGS.
- LOW PRESS. HOSE & CPLGS.
- C14 HOSE & CPLGS.
- POLARSEAL® HOSE & CPLGS.
- PWR. STG. HOSE & CPLGS.
- THERMO-PLASTIC HOSE & CPLGS.
- ADAPTERS
- QUICK DISCONNECT CPLGS.
- ACCESSORIES & ASSORTMENTS
- PART NUMBER INDEXES



PCTS Thermoplastic Couplings (One-Piece) – G51 Series

EQUIPMENT

HOSE/CPLG. SELECTION

TECH. DATA

EXT. & VERY HIGH PRESS. HOSE

GS CPLGS.

PCM CPLGS.

PCS CPLGS.

HIGH & MED. PRESS. HOSE

MEGACRIMP® CPLGS.

PC CPLGS.

FIELD ATTACHABLE CPLGS.

AIR BRAKE HOSE & CPLGS.

MEGATECH™ C5 HOSE & CPLGS.

LOW PRESS. HOSE & CPLGS.

C14 HOSE & CPLGS.

POLARSEAL® HOSE & CPLGS.

PWR. STG. HOSE & CPLGS.

THERMO-PLASTIC HOSE & CPLGS.

ADAPTERS

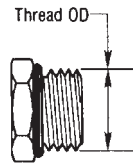
QUICK DISCONNECT CPLGS.

ACCESSORIES & ASSORTMENTS

PART NUMBER INDEXES

Male O-Ring Boss

O-Ring Included.



O-Ring Boss Male (MB)

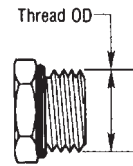


H1

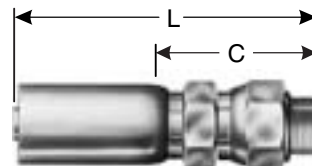
Descr	#			⊕		🌀	H1		L		C	
				"	mm		"	"	mm	"	mm	
4PCTS-6MB	80880	G51120-0406	7336-12475	1/4	6.4	9/16-18	11/16	2.13	54.1	1.08	27.4	
6PCTS-6MB	80881	G51120-0606	7336-12505	3/8	9.5	9/16-18	3/4	2.49	63.2	1.20	30.5	
8PCTS-8MB	80926	G51120-0808	7336-12525	1/2	12.7	3/4-16	15/16	2.81	71.4	1.17	29.7	

Male O-Ring Boss Swivel

O-Ring Included.



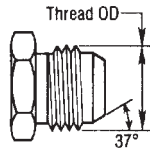
O-Ring Boss Male (MB)



H1 H2

Descr	#			⊕		🌀	H1	H2	L		C	
				"	mm		"	"	mm	mm	"	mm
6PCTS-6MBX	80923	G51121-0606	7337-12145	3/8	9.5	9/16-18	3/4	3/4	3.28	83.3	1.99	50.5
8PCTS-8MBX	80924	G51121-0808	7337-12155	1/2	12.7	3/4-16	7/8	15/16	3.40	86.4	1.78	45.2

Male JIC 37° Flare



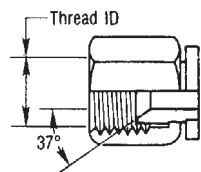
JIC 37° Male (MJ)



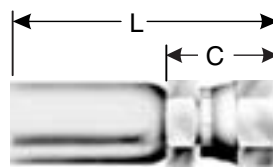
H1

Descr	#			⊕		🌀	H1		L		C	
				"	mm		"	"	mm	"	mm	
4PCTS-4MJ	80860	G51165-0404	7336-12315	1/4	6.4	7/16-20	5/8	2.29	58.2	1.23	31.2	
4PCTS-6MJ	80861	G51165-0406	7336-12335	1/4	6.4	9/16-18	11/16	2.30	58.4	1.24	31.5	
5PCTS-6MJ	80868	G51165-0506	7336-12355	5/16	7.9	9/16-18	11/16	2.36	59.9	1.06	26.9	
6PCTS-6MJ	80862	G51165-0606	7336-12365	3/8	9.5	9/16-18	3/4	2.66	67.6	1.36	34.5	
6PCTS-8MJ	80863	G51165-0608	7336-12375	3/8	9.5	3/4-16	13/16	2.75	69.9	1.46	37.1	
8PCTS-8MJ	80864	G51165-0808	7336-12385	1/2	12.7	3/4-16	7/8	3.02	76.7	1.32	33.5	
12PCTS-12MJ	80865	G51165-1212	7336-00345	3/4	19.1	1 1/16-12	1 1/8	3.43	87.1	1.54	39.1	

Female JIC 37° Flare Swivel



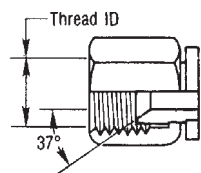
JIC 37° Flare Female (FJX)



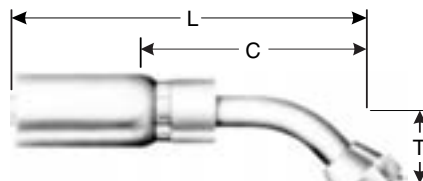
H1 H2

Descr	#			⌀		🌀	H1	H2	L		C	
				"	mm		"	"	"	mm	"	mm
2PCTS-3FJX	80850	G51170-0203	7338-11985	1/8	3.2	3/8-24	1/2	9/16	1.65	41.9	1.05	26.7
4PCTS-6FJX	80854	G51170-0406	7338-12045	1/4	6.4	9/16-18	5/8	3/4	2.55	64.8	1.50	38.1
5PCTS-6FJX	80855	G51170-0506	7338-12065	5/16	7.9	9/16-18	5/8	3/4	2.61	66.3	1.32	33.5
6PCTS-6FJX	80856	G51170-0606	7338-12075	3/8	9.5	9/16-18	3/4	3/4	2.91	73.9	1.62	41.1
8PCTS-12FJX	80898	G51170-0812	7338-12175	1/2	12.7	1 1/16-12	1 1/8	1 1/4	3.34	84.8	1.70	43.2
12PCTS-10FJX	80899	G51170-1210	7338-12185	3/4	19.1	7/8-14	1 1/8	1	3.55	90.2	1.66	42.2
12PCTS-12FJX	80708	G51170-1212	7338-01605	3/4	19.1	1 1/16-12	1 1/8	1 1/4	3.48	88.4	1.60	40.6
16PCTS-16FJX	80709	G51170-1616	7338-01615	1	25.4	1 5/16-12	1 3/8	1 1/2	4.00	101.6	1.66	42.2

Female JIC 37° Flare Swivel – 45° Bent Tube



JIC 37° Flare Female (FJX)



H2

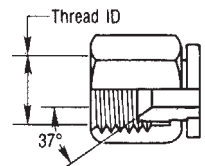
Descr	#			⌀		🌀	H2	T	L		C		
				"	mm		"	"	mm	"	mm	"	mm
4PCTS-4FJX45	80910	G51175-0404	7338-12515	1/4	6.3	7/16-20	9/16	0.33	8.4	2.61	66.3	1.55	39.4
6PCTS-6FJX45	80915	G51175-0606	7338-12455	3/8	9.5	9/16-18	11/16	0.39	9.9	3.12	79.2	1.82	46.2
6PCTS-6FJX45L	80893	G51176-0606	7338-12505	3/8	9.5	9/16-18	11/16	0.56	14.2	3.28	83.3	1.98	50.3
6PCTS-8FJX45	80916	G51175-0608	7338-12465	3/8	9.5	3/4-16	7/8	0.55	14.0	3.47	88.1	2.17	55.1
6PCTS-8FJX45L	80894	G51176-0608	7338-12495	3/8	9.5	3/4-16	7/8	0.69	17.5	3.61	91.7	2.31	58.7
12PCTS-12FJX45	80918	G51175-1212	7338-01555	3/4	19.1	1 1/16-12	1 1/4	1.12	28.4	4.42	112.3	2.54	64.5

EQUIPMENT
HOSE/CPLG. SELECTION
TECH. DATA
EXT. & VERY HIGH PRESS. HOSE
GS CPLGS.
PCM CPLGS.
PCS CPLGS.
HIGH & MED. PRESS. HOSE
MEGACRIMP® CPLGS.
PC CPLGS.
FIELD ATTACHABLE CPLGS.
AIR BRAKE HOSE & CPLGS.
MEGATECH™ C5 HOSE & CPLGS.
LOW PRESS. HOSE & CPLGS.
C14 HOSE & CPLGS.
POLARSEAL® HOSE & CPLGS.
PWR. STG. HOSE & CPLGS.
THERMO-PLASTIC HOSE & CPLGS.
ADAPTERS
QUICK DISCONNECT CPLGS.
ACCESSORIES & ASSORTMENTS
PART NUMBER INDEXES

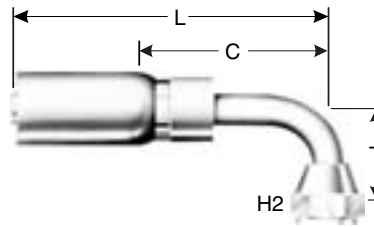


PCTS Thermoplastic Couplings (One-Piece) – G51 Series

Female JIC 37° Flare Swivel – 90° Bent Tube

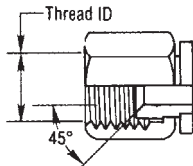


JIC 37° Flare Female (FJX)

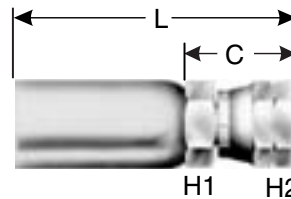


Descr	#			⊖		🌀	H2	T		L		C	
				"	mm		"	"	mm	"	mm	"	mm
3PCTS-4FJX90S	80892	G51179-0304	7338-12695	3/16	4.8	7/16-20	9/16	0.78	19.8	2.45	62.2	1.58	40.1
4PCTS-4FJX90S	80870	G51179-0404	7338-12725	1/4	6.4	7/16-20	9/16	0.68	17.3	2.62	66.5	1.56	39.6
5PCTS-6FJX90S	80869	G51179-0506	7338-12765	5/16	7.9	9/16-18	11/16	0.85	21.6	2.86	72.6	1.56	39.6
5PCTS-6FJX90L	80934	G51180-0506	7338-12775	5/16	7.9	9/16-18	11/16	2.18	55.4	3.04	77.2	1.75	44.5
6PCTS-6FJX90S	80872	G51179-0606	7338-12785	3/8	9.5	9/16-18	11/16	0.85	21.6	3.25	82.6	1.95	49.5
6PCTS-6FJX90L	80935	G51180-0606	7338-12795	3/8	9.5	9/16-18	11/16	2.18	55.4	3.25	82.6	1.95	49.5
6PCTS-8FJX90S	80873	G51179-0608	7338-12805	3/8	9.5	3/4-16	7/8	1.09	27.7	3.63	92.2	2.33	59.2
6PCTS-8FJX90L	80888	G51180-0608	7338-12815	3/8	9.5	3/4-16	7/8	2.43	61.7	3.63	92.2	2.34	59.4
8PCTS-8FJX90S	80874	G51179-0808	7338-12825	1/2	12.7	3/4-16	7/8	1.09	27.7	3.83	97.3	2.19	55.6
8PCTS-8FJX90L	80905	G51180-0808	7338-12835	1/2	12.7	3/4-16	7/8	2.43	61.7	3.83	97.3	2.19	55.6
12PCTS-12FJX90S	80877	G51179-1212	7338-01505	3/4	19.1	1 1/16-12	1 1/4	2.31	58.7	3.96	100.6	2.07	52.6
12PCTS-12FJX90L	80879	G51180-1212	7338-01515	3/4	19.1	1 1/16-12	1 1/4	3.73	94.7	3.96	100.6	2.07	52.6

Female SAE 45° Flare Swivel



SAE 45° Flare Swivel Female (FSX)



Descr	#			⊖		🌀	H1	H2	L		C	
				"	mm		"	"	"	mm	"	mm
6PCTS-6FSX	80875	G51200-0606	7338-12145	3/8	9.5	5/8-18	3/4	13/16	2.92	74.2	1.62	41.1
12PCTS-12FSX	80876	G51200-1212	7338-01705	3/4	19.1	1 1/16-14	1 1/8	1 1/4	3.48	88.4	1.60	40.6

EQUIPMENT

HOSE/CPLG. SELECTION

TECH. DATA

EXT. & VERY HIGH PRESS. HOSE

GS CPLGS.

PCM CPLGS.

PCS CPLGS.

HIGH & MED. PRESS. HOSE

MEGACRIMP® CPLGS.

PC CPLGS.

FIELD ATTACHABLE CPLGS.

AIR BRAKE HOSE & CPLGS.

MEGATECH™ C5 HOSE & CPLGS.

LOW PRESS. HOSE & CPLGS.

C14 HOSE & CPLGS.

POLARSEAL® HOSE & CPLGS.

PWR. STG. HOSE & CPLGS.

THERMO-PLASTIC HOSE & CPLGS.

ADAPTERS

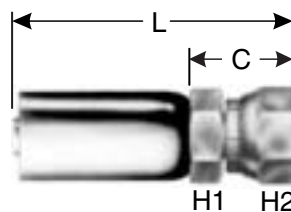
QUICK DISCONNECT CPLGS.

ACCESSORIES & ASSORTMENTS

PART NUMBER INDEXES



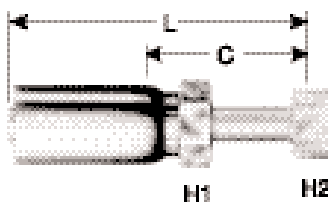
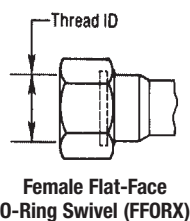
Dual Seat Female JIC 37°/SAE 45° Flare Swivel



Descr	#			⌀		🌀	H1	H2	L		C	
				"	mm		"	"	"	mm	"	mm
2PCTS-4FJSX	80851	G51210-0204	7338-11995	1/8	3.2	7/16-20	1/2	5/8	1.73	43.9	1.12	28.4
3PCTS-4FJSX	80852	G51210-0304	7338-12005	3/16	4.8	7/16-20	9/16	5/8	2.23	56.6	1.16	29.5
4PCTS-4FJSX	80853	G51210-0404	7338-12025	1/4	6.4	7/16-20	5/8	5/8	2.53	64.3	1.47	37.3
4PCTS-5FJSX	80866	G51210-0405	7338-12035	1/4	6.4	1/2-20	5/8	3/4	2.56	65.0	1.51	38.4
5PCTS-5FJSX	80867	G51210-0505	7338-12055	5/16	7.9	1/2-20	5/8	3/4	2.62	66.5	1.33	33.8
6PCTS-8FJSX	80857	G51210-0608	7338-12085	3/8	9.5	3/4-16	3/4	15/16	2.89	73.4	1.60	40.6
8PCTS-8FJSX	80858	G51210-0808	7338-12095	1/2	12.7	3/4-16	7/8	15/16	3.25	82.6	1.61	40.9
8PCTS-10FJSX	80859	G51210-0810	7338-12105	1/2	12.7	7/8-14	7/8	1 1/16	3.24	82.3	1.60	40.6

Female Flat-Face Swivel

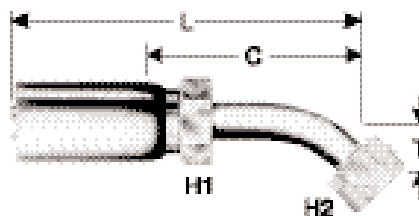
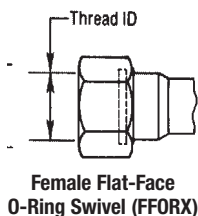
SAE J1453 O-Ring Face Seal.



Descr	#			⌀		🌀	H1	H2	L		C	
				"	mm		"	"	"	mm	"	mm
4PCTS-4FFORX	80883	G51230-0404	7338-12995	1/4	6.4	9/16-18	5/8	11/16	2.52	64.0	1.45	36.8
4PCTS-6FFORX	80886	G51230-0406	7338-12985	1/4	6.4	11/16-16	3/4	13/16	2.68	68.1	1.62	41.1
6PCTS-6FFORX	80884	G51230-0606	7338-13005	3/8	9.5	11/16-16	3/4	13/16	2.87	72.9	1.58	40.1
8PCTS-8FFORX	80885	G51230-0808	7338-13015	1/2	12.7	13/16-16	7/8	15/16	3.23	82.0	1.59	40.4

Female Flat-Face Swivel – 45° Bent Tube

SAE J1453 O-Ring Face Seal.



Descr	#			⌀		🌀	H1	H2	T	L		C		
				"	mm		"	"	"	mm	"	mm	"	mm
4PCTS-4FFORX45	80889	G51235-0404	7338-13045	1/4	6.4	9/16-18	5/8	11/16	0.41	10.4	2.87	72.9	1.81	46.0
6PCTS-6FFORX45	80890	G51235-0606	7338-13055	3/8	9.5	11/16-16	3/4	13/16	0.43	10.9	3.35	85.1	2.06	52.3
8PCTS-8FFORX45	80891	G51235-0808	7338-13065	1/2	12.7	13/16-16	7/8	15/16	0.59	15.0	4.03	102.4	2.39	60.7

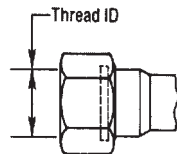
- EQUIPMENT
- HOSE/CPLG. SELECTION
- TECH. DATA
- EXT. & VERY HIGH PRESS. HOSE
- GS CPLGS.
- PCM CPLGS.
- PCS CPLGS.
- HIGH & MED. PRESS. HOSE
- MEGACRIMP® CPLGS.
- PC CPLGS.
- FIELD ATTACHABLE CPLGS.
- AIR BRAKE HOSE & CPLGS.
- MEGATECH™ C5 HOSE & CPLGS.
- LOW PRESS. HOSE & CPLGS.
- C14 HOSE & CPLGS.
- POLARSEAL® HOSE & CPLGS.
- PWR. STG. HOSE & CPLGS.
- THERMO-PLASTIC HOSE & CPLGS.
- ADAPTERS
- QUICK DISCONNECT CPLGS.
- ACCESSORIES & ASSORTMENTS
- PART NUMBER INDEXES



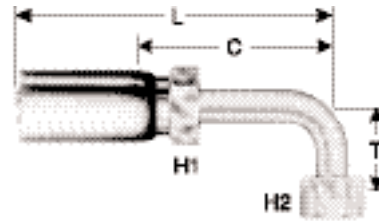
PCTS Thermoplastic Couplings (One-Piece) – G51 Series

Female Flat-Face Swivel – 90° Bent Tube

SAE J1453 O-Ring Face Seal.

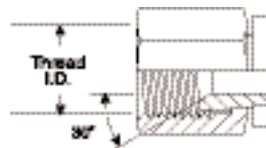


Female Flat-Face O-Ring Swivel (FFORX)

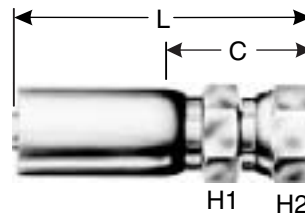


Descr	#			⌀		Spring	H1	H2	T		L		C	
				"	mm		"	"	"	mm	"	mm	"	mm
4PCTS-4FFORX90S	80895	G51239-0404	7338-13105	1/4	6.4	9/16-18	5/8	11/16	0.82	20.8	2.62	66.5	1.56	39.6
4PCTS-4FFORX90L	80902	G51241-0404	7338-13205	1/4	6.4	9/16-18	5/8	11/16	1.80	45.7	2.62	66.5	1.56	39.6
6PCTS-6FFORX90S	80896	G51239-0606	7338-13115	3/8	9.5	11/16-16	3/4	13/16	0.90	22.9	3.18	80.1	1.88	47.8
8PCTS-8FFORX90S	80897	G51239-0808	7338-13125	1/2	12.7	13/16-16	7/8	15/16	1.15	29.2	3.69	93.7	2.05	52.1
8PCTS-8FFORX90L	80904	G51241-0808	7338-13245	1/2	12.7	13/16-16	7/8	15/16	2.51	63.8	3.75	95.3	2.11	53.6

Female Japanese Industrial Standard Swivel



Female (FJISX)



Descr	#			⌀		Spring	H1	H2	L		C	
				"	mm		"	"	"	mm	"	mm
4PCTS-4FJISX	80940	G51930-0404	7338-01645	1/4	6.4	1/4-19	5/8	3/4	2.57	65.3	1.52	38.6
6PCTS-6FJISX	80941	G51930-0606	7338-01655	3/8	9.5	3/8-19	3/4	7/8	2.75	69.9	1.46	37.1
8PCTS-8FJISX	80942	G51930-0808	7338-01665	1/2	12.7	1/2-14	7/8	1 1/16	3.27	83.1	1.62	41.1

- EQUIPMENT
- HOSE/CPLG. SELECTION
- TECH. DATA
- EXT. & VERY HIGH PRESS. HOSE
- GS CPLGS.
- PCM CPLGS.
- PCS CPLGS.
- HIGH & MED. PRESS. HOSE
- MEGACRIMP® CPLGS.
- PC CPLGS.
- FIELD ATTACHABLE CPLGS.
- AIR BRAKE HOSE & CPLGS.
- MEGATECH™ C5 HOSE & CPLGS.
- LOW PRESS. HOSE & CPLGS.
- C14 HOSE & CPLGS.
- POLARSEAL® HOSE & CPLGS.
- PWR. STG. HOSE & CPLGS.
- THERMO-PLASTIC HOSE & CPLGS.
- ADAPTERS
- QUICK DISCONNECT CPLGS.
- ACCESSORIES & ASSORTMENTS
- PART NUMBER INDEXES

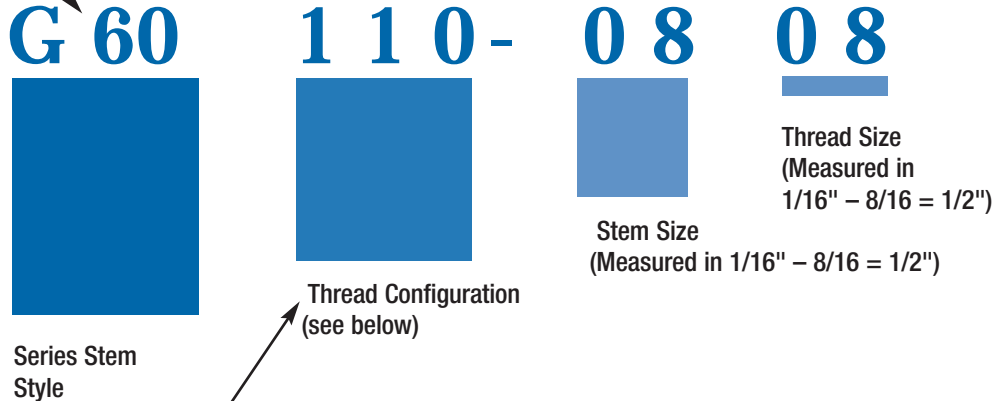


Gates Adapter Global Part Numbering System

Gates adapters feature a meaningful part number that makes coupling identification fast and easy. In the following example, the Global Part Number G60110-0808 identifies a Male Pipe NPTF (MP) to Male Pipe NPTF (MP) adapter with -8 (1/2") pipe thread terminations.

Series Stem Styles:

G60—SAE to SAE **G62**—British to SAE **G63**—Metric Conversion **G64**—International to International **G65**—Japanese Conversion



Thread Configurations

These three-digit numbers, along with the series stem style, identify the various coupling thread configurations

SAE to SAE

- 60050— FFN
- 60051— FFS
- 60102— MP-PLUG
- 60110— MP-MP
- 60115— MP-MP90
- 60130— MP-FPS
- 60132— MP-FPL
- 60136— MP-FP90
- 60140— MP-FPX
- 60142— MP-FPX45
- 60144— MP-FPX90
- 60152— FP-FP
- 60156— FP-FP90
- 60160— FP-FPX
- 60162— FP-FPX45
- 60164— FP-FPX90
- 60181— FP-FP-FP
- 60183— FP-FP-MP
- 60184— FPX-FPX-FPX
- 60186— FPX-FPX-MP
- 60240— MZ-MP
- 60248— OR
- 60240— MZ-MP
- 60250— MB-PLUG
- 60275— MB-FP
- 60285— MB-FPX
- 60287— MB-FPX45
- 60289— MB-FPX90
- 60291— FB-MP
- 60301— MB-MJ
- 60308— MB-MJ45
- 60312— MB-MJ90
- 60350— MJ-MJ-MB
- 60352— MB-MJ-MJ
- 60394— TS
- 60395— TSN
- 60399— LN
- 60401— FJ-CAP
- 60402— MJ-PLUG

- Female Flareless Nut
- Female Flareless Sleeve
- Male Pipe NPTF Plug
- Male Pipe NPTF to Male Pipe NPTF
- Male Pipe NPTF to Male Pipe NPTF - 90°
- Male Pipe NPTF to Female Pipe NPTF Reducer Bushing - Short
- Male Pipe NPTF to Female Pipe NPTF Increasing Bushing - Long
- Male Pipe NPTF to Female Pipe NPTF - 90°
- Male Pipe NPTF to Female Pipe Swivel NPSM
- Male Pipe NPTF to Female Pipe Swivel NPSM - 45°
- Male Pipe NPTF to Female Pipe Swivel NPSM - 90°
- Female Pipe NPTF to Female Pipe NPTF
- Female Pipe NPTF to Female Pipe NPTF - 90°
- Female Pipe NPTF to Female Pipe Swivel NPSM
- Female Pipe NPTF to Female Pipe Swivel NPSM - 45°
- Female Pipe NPTF to Female Pipe Swivel NPSM - 90°
- Female Pipe NPTF - Tee
- Female Pipe NPTF on Run to Male Pipe NPTF - Tee
- Female Pipe Swivel NPSM - Tee
- Female Pipe Swivel NPSM on Run to Male Pipe NPTF - Tee
- Male Parker Triple Thread to Male Pipe NPTF
- O-Rings for Straight Thread Boss Fittings
- Male Parker Triple Thread to Male Pipe NPTF
- Male O-Ring Boss Plug
- Male O-Ring Boss to Female Pipe NPTF
- Male O-Ring Boss to Female Pipe Swivel NPTF
- Male O-Ring Boss to Female Pipe Swivel NPTF - 45°
- Male O-Ring Boss to Female Pipe Swivel NPTF - 90°
- Female O-Ring Boss to Male Pipe NPTF
- Male O-Ring Boss to Male JIC 37° Flare
- Male O-Ring Boss to Male JIC 37° Flare - 45°
- Male O-Ring Boss to Male JIC 37° Flare - 90°
- Male JIC 37° Flare on Run to Male O-Ring Boss - Tee
- Male O-Ring Boss to Male JIC 37° Flare to Male JIC 37° Flare - Tee
- Tube Sleeve
- Tube Sleeve Nut
- Locknuts for Bulkhead Fittings
- Female JIC 37° Flare Cap
- Male JIC 37° Flare Plug

- 60405— MJ-FBO
- 60410— MJ-MJ
- 60420— MJ-FJ
- 60422— MJ-FJX90
- 60424— MJ-FJX45
- 60445— MJ-BKHD
- 60446— MJ-BKHD45
- 60447— MJ-BKHD90
- 60469— MJ-MJ-MJ
- 60470— MJ-MJ-FJX
- 60471— MJ-MJ-MJBKHD
- 60472— MJ-MJBKHD-MJ
- 60473— MJ-FJX-MJ
- 60490— MJ-MP
- 60497— MJ-MP45
- 60499— MJ-MP90
- 60510— MJ-FP
- 60514— MJ-FP90
- 60520— FJX-MP
- 60524— FJX-MP90
- 60530— FJX-FP
- 60541— MJBKHD-MP
- 60551— MJ-MJ-MP
- 60600— FPB-CAP
- 60601— MPB-PLUG
- 60605— MP-MPB
- 60610— MP-MPB90
- 60612— MP-MP-MPB
- 60615— MP-FPB
- 60620— MP-FPB90
- 60625— FI-MP
- 60630— FI-FP
- 60631— FP-FPB
- 60632— FP-FPB
- 60635— FP-FPB45
- 60637— FP-FPB90
- 60640— FP-FP-FPB
- 60641— FP-MP-FPB

- Male JIC 37° Flare to Female Braze-On
- Male JIC 37° Flare to Male JIC 37° Flare
- Male JIC 37° Flare to Female JIC 37° Flare
- Male JIC 37° Flare to Female JIC 37° Flare Swivel - 90°
- Male JIC 37° Flare to Female JIC 37° Flare Swivel - 45°
- Male JIC 37° Flare to Male JIC 37° Flare Bulkhead
- Male JIC 37° Flare to Male JIC 37° Flare Bulkhead - 45°
- Male JIC 37° Flare to Male JIC 37° Flare Bulkhead - 90°
- Male JIC 37° Flare - Tee
- Male JIC 37° Flare on Run to Female JIC 37° Flare Swivel - Tee
- Male JIC 37° Flare on Run to Male JIC 37° Flare Bulkhead - Tee
- Male JIC 37° Flare to Male JIC 37° Flare Bulkhead to Male JIC 37° Flare - Tee
- Male JIC 37° Flare to Female JIC 37° Flare Swivel to Male JIC 37° Flare - Tee
- Male JIC 37° Flare to Male Pipe NPTF
- Male JIC 37° Flare to Male Pipe NPTF - 45°
- Male JIC 37° Flare to Male Pipe NPTF - 90°
- Male JIC 37° Flare to Female Pipe NPTF
- Male JIC 37° Flare to Female Pipe NPTF - 90°
- Female JIC 37° Flare Swivel to Male Pipe NPTF
- Female JIC 37° Flare Swivel to Male Pipe NPTF - 90°
- Female JIC 37° Flare Swivel to Female Pipe NPTF
- Male JIC 37° Flare Bulkhead to Male Pipe NPTF
- Male JIC 37° Flare on Run to Male Pipe NPTF - Tee
- Female Pipe Cap - Brass
- Male Pipe NPTF Plug - Brass
- Male Pipe NPTF to Male Pipe NPTF - Brass
- Male Pipe NPTF to Male Pipe NPTF - Brass - 90°
- Male Pipe NPTF - Brass - Tee
- Male Pipe NPTF to Female Pipe NPTF - Brass
- Male Pipe NPTF to Female Pipe NPTF - Brass - 90°
- Female Inverted to Male Pipe NPTF - Brass
- Female Inverted to Female Pipe NPTF - Brass
- Female Pipe NPTF to Female Pipe NPTF - Brass
- Female Pipe NPTF to Female Pipe NPTF - Brass - 45°
- Female Pipe NPTF to Female Pipe NPTF - Brass - 90°
- Female Pipe NPTF - Brass - Tee
- Female Pipe NPTF to Male Pipe NPTF to Female Pipe NPTF - Brass



EQUIPMENT
HOSE/CPLG. SELECTION
TECH. DATA
EXT. & VERY HIGH PRESS. HOSE
GS CPLGS.
PCM CPLGS.
PCS CPLGS.
HIGH & MED. PRESS. HOSE
MEGACRIMP® CPLGS.
PC CPLGS.
FIELD ATTACHABLE CPLGS.
AIR BRAKE HOSE & CPLGS.
MEGATECH® C5 HOSE & CPLGS.
LOW PRESS. HOSE & CPLGS.
C14 HOSE & CPLGS.
POLARSEAL® HOSE & CPLGS.
PWR. STG. HOSE & CPLGS.
THERMO-PLASTIC HOSE & CPLGS.
ADAPTERS
QUICK DISCONNECT CPLGS.
ACCESSORIES & ASSORTMENTS
PART NUMBER INDEXES

Adapters

Thread Configurations – Continued

EQUIPMENT
HOSE/CPLG. SELECTION
TECH. DATA
EXT. & VERY HIGH PRESS. HOSE
GS CPLGS.
PCM CPLGS.
PCS CPLGS.
HIGH & MED. PRESS. HOSE
MEGACRIMP® CPLGS.
PC CPLGS.
FIELD ATTACHABLE CPLGS.
AIR BRAKE HOSE & CPLGS.
MEGATECH® C5 HOSE & CPLGS.
LOW PRESS. HOSE & CPLGS.
C14 HOSE & CPLGS.
POLARSEAL® HOSE & CPLGS.
PWR. STG. HOSE & CPLGS.
THERMO-PLASTIC HOSE & CPLGS.
ADAPTERS
QUICK DISCONNECT CPLGS.
ACCESSORIES & ASSORTMENTS
PART NUMBER INDEXES

60642 — FP-FP-MPB	Female Pipe NPTF on Run to Male Pipe NPTF – Brass – Tee
60643 — MS-CAP	Male SAE 45° Flare Cap – Brass
60644 — MS-PLUG	Male SAE 45° Flare Plug – Brass
60645 — MS-MS	Male SAE 45° Flare to Male SAE 45° Flare – Brass
60648 — MS-MS90	Male SAE 45° Flare to Male SAE 45° Flare – Brass – 90°
60650 — MS-MP	Male SAE 45° Flare to Male Pipe NPTF – Brass
60652 — MS-MP45	Male SAE 45° Flare to Male Pipe NPTF – Brass – 45°
60654 — MS-MP90	Male SAE 45° Flare to Male Pipe NPTF – Brass – 90°
60657 — MS-MS-MP	Male SAE 45° Flare on Run to Male Pipe NPTF – Brass
60659 — MP-MS-MS	Male Pipe NPTF to Male SAE45° Flare to Male SAE 45° Flare – Brass
60660 — MS-FP	Male SAE 45° Flare to Female Pipe NPTF – Brass
60664 — MS-FP90	Male SAE 45° Flare to Female Pipe NPTF – Brass – 90°
60669 — MS-MS-MS	Male SAE 45° Flare – Brass – Tee
60670 — MS-MS-MS	Male SAE 45° Flare – Brass – Tee (Decreasing)
60671 — MS-MS-MS	Male SAE 45° Flare – Brass – Tee (On Run Decreasing)
60680 — MS-CROSS	Male SAE 45° Flare – Brass – Cross
60684 — STS	SAE Tubing Sleeve
60685 — STSN	SAE Tubing Sleeve Nut
60690 — MS-MP-CV	Male SAE 45° Flare to Male Pipe Control Valve – Brass
60691 — MI-PLUG	Male Inverted Plug – Brass
60693 — FI-FI	Female Inverted to Female Inverted – Brass
60698 — ORFF	O-Rings for Flat Face Fittings
60701 — FFOR-CAP	Female Flat-Face O-Ring Cap
60702 — MFFOR-PLUG	Male Flat-Face O-Ring Plug
60724 — MFFOR-FFORX90	Male Flat-Face O-Ring to Female Flat-Face Swivel – 90°
60742 — MFFOR- MFFOR-FFORX	Male Flat-Face O-Ring on Run to Female Flat-Face Swivel – Tee
60770 — MFFOR-MP	Male Flat-Face O-Ring to Male Pipe NPTF
60800 — MFFOR-MB	Male Flat-Face O-Ring to Male O-Ring Boss
60801 — MFFOR-MBL	Male Flat-Face O-Ring to Male O-Ring Boss – Long
60805 — MFFOR-MB45	Male Flat-Face O-Ring to Male O-Ring Boss – 45°
60810 — MFFOR-MB90	Male Flat-Face O-Ring to Male O-Ring Boss – 90°
60820 — MFFOR-MFFOR-MB	Male Flat-Face O-Ring on Run to Male O-Ring Boss – Tee
60821 — MFFOR-MB-MFFOR	Male Flat-Face O-Ring to Male O-Ring Boss to Male Flat-Face O-Ring – Tee
60880 — FFORX-MJ	Female Flat-Face O-Ring Swivel to Male JIC 37° Flare
60897 — FL-CAP	Code 61 O-Ring Flange Cap
60898 — FLOR	O-Rings for Code 61, Code 62 and Caterpillar-Style Flange Fittings
60899 — CFHS	Flange Half Set (Code 61 – SAE J518)
60900 — FL-MJ	Code 61 O-Ring Flange to Male JIC 37° Flare
60901 — FL4K-MJ/FL5K-MJ	Code 61 O-Ring Flange to Male JIC 37° Flare High Pressure
60905 — FL-MJ45	Code 61 O-Ring Flange to Male JIC 37° Flare – 45°
60906 — FL4K-MJ45/ FL5K-MJ45	Code 61 O-Ring Flange to Male JIC 37° Flare High Pressure – 45°
60910 — FL-MJ90	Code 61 O-Ring Flange to Male JIC 37° Flare – 90°
60911 — FL4K-MJ90/ FL5K-MJ90	Code 61 O-Ring Flange to Male JIC 37° Flare High Pressure – 90°
60915 — FL4K-MFFOR/ FL5K-MFFOR	Code 61 O-Ring Flange to Male Flat-Face O-Ring High Pressure
60920 — FL4K-MFFOR45/ FL5K-MFFOR45	Code 61 O-Ring Flange to Male Flat-Face O-Ring High Pressure– 45°
60925 — FL4K-MFFOR90/ FL5K-MFFOR90	Code 61 O-Ring Flange to Male Flat-Face O-Ring High Pressure– 90°
60927 — FLH-CAP	Code 62 O-Ring Flange Cap
60929 — FHHS	Flange Half Set (Code 62 – SAE J518)
60930 — FLH6K-MJ	Code 62 O-Ring Flange Heavy to Male JIC 37° Flare (6,000 PSI)
60935 — FLH6K-MJ45	Code 62 O-Ring Flange Heavy to Male JIC 37° Flare – 45° (6,000 PSI)
60940 — FLH6K-MJ90	Code 62 O-Ring Flange Heavy to Male JIC 37° Flare – 90° (6,000 PSI)
60945 — FLH4K-MFFOR/ FLH6K-MFFOR	Code 62 O-Ring Flange Heavy to Male Flat-Face O-Ring
60950 — FLH4K-MFFOR45/ FLH6K-MFFOR45	Code 62 O-Ring Flange Heavy to Male Flat-Face O-Ring – 45°
60955 — FLH4K-MFFOR90/ FLH6K-MFFOR90	Code 62 O-Ring Flange Heavy to Male Flat-Face O-Ring – 90°
60959 — CATFHS	Caterpillar-Style Flange Halve Sets

British to SAE

62150 — MBSPT-MJ	Male British Standard Pipe Tapered Thread to Male JIC 37° Flare
62153 — MBSPT-MJ45	Male British Standard Pipe Tapered Thread to Male JIC 37° Flare – 45°
62155 — MBSPT-MJ90	Male British Standard Pipe Tapered Thread to Male JIC 37° Flare – 90°
62200 — MBSPP-MP	Male British Standard Pipe Parallel to Male Pipe NPTF

62220 — MBSPP-FP	Male British Standard Pipe Parallel to Female Pipe NPTF
62300 — MBSPP-MJ	Male British Standard Pipe Parallel to Male JIC 37° Flare
62305 — MBSPP-MJ45	Male British Standard Pipe Parallel to Male JIC 37° Flare – 45°
62310 — MBSPP-MJ90	Male British Standard Pipe Parallel to Male JIC 37° Flare – 90°
62320 — MBSPP-FJX	Male British Standard Pipe Parallel to Female JIC 37° Flare Swivel
62450 — MBSPPOR-MJ	Male British Standard Pipe Parallel with O-Ring to Male JIC 37° Flare
62460 — MBSPPOR-MJ90	Male British Standard Pipe Parallel with O-Ring to Male JIC 37° Flare – 90°
62470 — MBSPPOR-MFFOR	Male British Standard Pipe Parallel with O-Ring to Male Flat-Face O-Ring
62473 — MBSPPOR-MFFOR45	Male British Standard Pipe Parallel with O-Ring to Male Flat-Face O-Ring – 45°
62475 — MBSPPOR-MFFOR90	Male British Standard Pipe Parallel with O-Ring to Male Flat-Face O-Ring – 90°
62500 — FBSPP-MP	Female British Standard Pipe Parallel to Male Pipe NPTF
62520 — FBSPP-FP	Female British Standard Pipe Parallel to Female Pipe NPTF
62550 — FBSPP-MJ	Female British Standard Pipe Parallel to Male JIC 37° Flare
62605 — FBSPPX-MP90	Female British Standard Pipe Parallel Swivel to Male Pipe NPTF – 90°
62650 — FBSPPX-MJ	Female British Standard Pipe Parallel Swivel to Male JIC 37° Flare
62660 — FBSPPX-FJX	Female British Standard Pipe Parallel Swivel to Female JIC 37° Flare Swivel
62801 — FBFOR-MJ	Female British Flat-Face O-Ring to Male JIC 37° Flare

Metric Conversion

63099 — MMOR-PLUG	Male Metric O-Ring Plug
63120 — MM-FP	Male Metric with O-Ring to Female Pipe NPTF
63150 — MM-MJ	Male Metric with O-Ring to Male JIC 37° Flare
63160 — MM-MJ90	Male Metric with O-Ring to Male JIC 37° Flare – 90°
63350 — MDL-MJ	Male DIN 24° Cone – Light Series to Male JIC 37° Flare
63450 — FDLX-MJ	Female DIN 24° Cone Swivel – Light Series to Male JIC 37° Flare
63650 — MDH-MJ	Male DIN 24° Cone – Heavy Series to Male JIC 37° Flare
63750 — FDHX-MJ	Female DIN 24° Cone Swivel – Heavy Series to Male JIC 37° Flare
63980 — MKB-PLUG	Male Kobelco Plug
63990 — MKB-MJ	Male Kobelco to Male JIC 37° Flare

International to International

64075 — BBDS	British Bonded Seal
64094 — MBSPPOR-PLUG	Male British Standard Pipe Parallel with O-Ring Plug
64095 — ORFBSP	O-Rings for British Standard Parallel Pipe (BSP Couplings)
64097 — FBSPP-CAP	Female British Standard Pipe Parallel Cap
64098 — MBSPT-PLUG	Male British Standard Pipe Tapered Plug
64099 — MBSPP-PLUG	Male British Standard Pipe Parallel Plug
64350 — MBSPP-FBSPPX	Male British Standard Pipe Parallel to Female British Standard Pipe Parallel Swivel
64775 — MBDS	Metric Bonded Seal
64780 — ORDINL	O-Rings for DIN Light Series (MegaCrimp® and GlobalSpiral™ Couplings)
64781 — ORDINH	O-Rings for DIN Heavy Series (MegaCrimp® and GlobalSpiral™ Couplings)
64782 — ORDIN	O-Rings for DIN Heavy Series (PC, PCM & PCS Couplings)
64787 — BS	Metric Bite Sleeve
64788 — MNL	Metric Bite Nut – Light
64789 — MNH	Metric Bite Nut – Heavy
64790 — MM-PLUG	Male Metric Plug
64792 — MDL-PLUG	Male DIN 24° Cone – Light Series Plug
64793 — FDL-CAP	Female DIN 24° Cone – Light Series Cap
64794 — MDH-PLUG	Male DIN 24° Cone – Heavy Series Plug
64795 — FDH-CAP	Female DIN 24° Cone – Heavy Series Cap

Japanese Conversion

65097 — FJIS-CAP	Female Japanese Industrial Standard Cap
65099 — MJIS-PLUG	Male Japanese Industrial Standard Plug/Cap
65100 — FJIS-MJ	Female Japanese Industrial Standard to Male JIC 37° Flare
65597 — FK-CAP	Female Komatsu Cap
65599 — MK-PLUG	Male Komatsu Plug
65600 — FK-MJ	Female Komatsu to Male JIC 37° Flare
65700 — MK-MK	Male Komatsu to Male Komatsu
65750 — MK-MJ	Male Komatsu to Male JIC 37° Flare
65800 — MK-FK90	Male Komatsu to Female Komatsu – 90°
65950 — MK-FK-MK	Male Komatsu to Female Komatsu to Male Komatsu – Tee

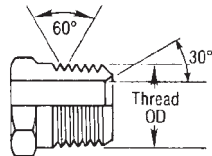


Adapters — SAE to SAE – G60 Series

For use up to SAE 100R2 maximum working pressure.

SAE to SAE

Male Pipe NPTF Plug

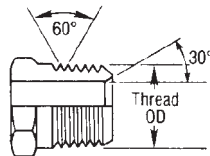


NPTF Solid Male (MP)



Descr	#			🌀	
				MP (NPTF)	MP (NPTF)
2MP-PLUG	87520	G60102-0002	7253-22815	1/8-27	
4MP-PLUG	87521	G60102-0004	7253-22825	1/4-18	
6MP-PLUG	87522	G60102-0006	7253-22835	3/8-18	
8MP-PLUG	87523	G60102-0008	7253-22845	1/2-14	
12MP-PLUG	87524	G60102-0012	7253-22855	3/4-14	
16MP-PLUG	87525	G60102-0016	7253-22865	1-11-1/2	
20MP-PLUG	87526	G60102-0020	7253-22875	1-1/4-11-1/2	
24MP-PLUG	87527	G60102-0024	7253-24395	1-1/2-11-1/2	
32MP-PLUG	G60102-0032	G60102-0032	7253-32765	2-11-1/2	

Male Pipe NPTF to Male Pipe NPTF



NPTF Solid Male (MP)



Descr	#			🌀	
				MP (NPTF)	MP (NPTF)
2MP-2MP	87420	G60110-0202	7253-23695	1/8-27	1/8-27
4MP-2MP	87421	G60110-0402	7253-23705	1/4-18	1/8-27
4MP-4MP	87422	G60110-0404	7253-23715	1/4-18	1/4-18
6MP-4MP	87423	G60110-0604	7253-23725	3/8-18	1/4-18
6MP-6MP	87424	G60110-0606	7253-23735	3/8-18	3/8-18
8MP-4MP	87425	G60110-0804	7253-23745	1/2-14	1/4-18
8MP-6MP	87426	G60110-0806	7253-23755	1/2-14	3/8-18
8MP-8MP	87427	G60110-0808	7253-23765	1/2-14	1/2-14
12MP-8MP	87428	G60110-1208	7253-23775	3/4-14	1/2-14
12MP-12MP	87429	G60110-1212	7253-23785	3/4-14	3/4-14
16MP-12MP	87430	G60110-1612	7253-23795	1-11-1/2	3/4-14
16MP-16MP	87431	G60110-1616	7253-23805	1-11-1/2	1-11-1/2
20MP-20MP	87432	G60110-2020	7253-23815	1-1/4-11-1/2	1-1/4-11-1/2
24MP-24MP	G60110-2424	G60110-2424	7253-23825	1-1/2-11-1/2	1-1/2-11-1/2
32MP-32MP	G60110-3232	G60110-3232	7253-23835	2-11-1/2	2-11-1/2



The World's Most Trusted Name in Belts, Hose and Hydraulics.

www.gates.com

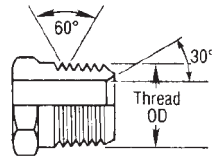
L3

- EQUIPMENT
- HOSE/CPLG. SELECTION
- TECH. DATA
- EXT. & VERY HIGH PRESS. HOSE
- GS CPLGS.
- PCM CPLGS.
- PCS CPLGS.
- HIGH & MED. PRESS. HOSE
- MEGACRIMP® CPLGS.
- PC CPLGS.
- FIELD ATTACHABLE CPLGS.
- AIR BRAKE HOSE & CPLGS.
- MEGATECH® C5 HOSE & CPLGS.
- LOW PRESS. HOSE & CPLGS.
- C14 HOSE & CPLGS.
- POLARSEAL® HOSE & CPLGS.
- PWR. STG. HOSE & CPLGS.
- THERMO-PLASTIC HOSE & CPLGS.
- ADAPTERS
- QUICK DISCONNECT CPLGS.
- ACCESSORIES & ASSORTMENTS
- PART NUMBER INDEXES

Adapters — SAE to SAE – G60 Series


For use up to SAE 100R2 maximum working pressure.

Male Pipe NPTF to Male Pipe NPTF – 90°

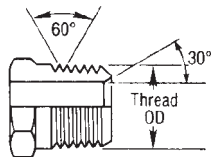


NPTF Solid Male (MP)

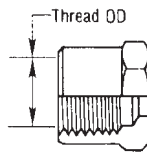


Descr	#			
2MP-2MP90	87650	G60115-0202	7253-25205	1/8-27
4MP-4MP90	87651	G60115-0404	7253-25215	1/4-18
6MP-6MP90	87652	G60115-0606	7253-25225	3/8-18
8MP-8MP90	87653	G60115-0808	7253-25235	1/2-14
12MP-12MP90	87654	G60115-1212	7253-25245	3/4-14
16MP-16MP90	87655	G60115-1616	7253-25255	1-11-1/2

Male Pipe NPTF to Female Pipe NPTF Reducer/Bushing – Short




NPTF Solid Male (MP)



NPTF or NPSF Solid Female (FP)

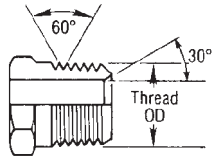


Descr	#				
				MP NPTF	FPS (NPTF)
4MP-2FPS	87400	G60130-0402	7253-22595	1/4-18	1/8-27
6MP-2FPS	87401	G60130-0602	7253-22605	3/8-18	1/8-27
6MP-4FPS	87402	G60130-0604	7253-22615	3/8-18	1/4-18
8MP-4FPS	87404	G60130-0804	7253-22635	1/2-14	1/4-18
8MP-6FPS	87405	G60130-0806	7253-22645	1/2-14	3/8-18
12MP-4FPS	87406	G60130-1204	7253-22665	3/4-14	1/4-18
12MP-6FPS	87407	G60130-1206	7253-22675	3/4-14	3/8-18
12MP-8FPS	87408	G60130-1208	7253-22685	3/4-14	1/2-14
16MP-8FPS	87410	G60130-1608	7253-22725	1-11-1/2	1/2-14
16MP-12FPS	87411	G60130-1612	7253-22735	1-11-1/2	3/4-14
20MP-12FPS	87412	G60130-2012	7253-22755	1-1/4-11-1/2	3/4-14
20MP-16FPS	87413	G60130-2016	7253-22765	1-1/4-11-1/2	1-11-1/2
24MP-12FPS	87414	G60130-2412	7253-22785	1-1/2-11-1/2	3/4-14
24MP-16FPS	87415	G60130-2416	7253-22795	1-1/2-11-1/2	1-11-1/2
24MP-20FPS	87416	G60130-2420	7253-22805	1-1/2-11-1/2	1-1/4-11-1/2
32MP-24FPS	G60130-3224	G60130-3224	7253-32825	2-11-1/2	1-1/2-11-1/2

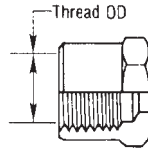
Adapters — SAE to SAE – G60 Series

For use up to SAE 100R2 maximum working pressure.

Male Pipe NPTF to Female Pipe NPTF Increase/Bushing – Long



NPTF Solid Male (MP)

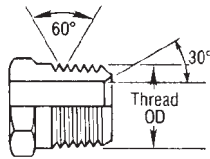


NPTF or NPSF Solid Female (FP)

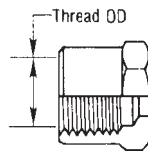


Descr	#				
				MP (NPTF)	FPL (NPTF)
2MP-4FPL	87691	G60132-0204	7253-25365	1/8-27	1/4-18
4MP-6FPL	87693	G60132-0406	7253-25385	1/4-18	3/8-18
6MP-8FPL	87696	G60132-0608	7253-25415	3/8-18	1/2-14
8MP-12FPL	87698	G60132-0812	7253-25435	1/2-14	3/4-14
12MP-16FPL	87700	G60132-1216	7253-25455	3/4-14	1-11-1/2
16MP-20FPL	87702	G60132-1620	7253-25475	1-11-1/2	1-1/4-11-1/2
20MP-24FPL	87704	G60132-2024	7253-25495	1-1/4-11-1/2	1-1/2-11-1/2

Male Pipe NPTF to Female Pipe NPTF – 90°



NPTF Solid Male (MP)



NPTF or NPSF Solid Female (FP)



Descr	#				
				MP (NPTF)	FP (NPTF)
2MP-2FP90	87490	G60136-0202	7253-24105	1/8-27	1/8-27
2MP-4FP90	G60136-0204	G60136-0204	7253-32835	1/8-27	1/4-18
4MP-2FP90	G60136-0402	G60136-0402	7253-32845	1/4-18	1/8-27
4MP-4FP90	87491	G60136-0404	7253-24115	1/4-18	1/4-18
4MP-6FP90	G60136-0406	G60136-0406	7253-32855	1/4-18	3/8-18
6MP-4FP90	G60136-0604	G60136-0604	7253-32865	3/8-18	1/4-18
6MP-6FP90	87492	G60136-0606	7253-24125	3/8-18	3/8-18
6MP-8FP90	G60136-0608	G60136-0608	7253-32875	3/8-18	1/2-14
8MP-6FP90	G60136-0806	G60136-0806	7253-32885	1/2-14	3/8-18
8MP-8FP90	87493	G60136-0808	7253-24135	1/2-14	1/2-14
8MP-12FP90	G60136-0812	G60136-0812	7253-32895	1/2-14	3/4-14
12MP-8FP90	G60136-1208	G60136-1208	7253-32905	3/4-14	1/2-14
12MP-12FP90	87494	G60136-1212	7253-24145	3/4-14	3/4-14
16MP-16FP90	87495	G60136-1616	7253-24155	1-11-1/1	1-11-1/2
20MP-20FP90	87496	G60136-2020	7253-24165	1-1/4-11-1/2	1-1/4-11-1/2
24MP-24FP90	G60136-2424	G60136-2424	7253-24175	1-1/2-11-1/2	1-1/2-11-1/2
32MP-32FP90	G60136-3232	G60136-3232	7253-24185	2-11-1/2	2-11-1/2

EQUIPMENT

HOSE/CPLG. SELECTION

TECH. DATA

EXT. & VERY HIGH PRESS. HOSE

GS CPLGS.

PCM CPLGS.

PCS CPLGS.

HIGH & MED. PRESS. HOSE

MEGACRIMP® CPLGS.

PC CPLGS.

FIELD ATTACHABLE CPLGS.

AIR BRAKE HOSE & CPLGS.

MEGATECH™ C5 HOSE & CPLGS.

LOW PRESS. HOSE & CPLGS.

C14 HOSE & CPLGS.

POLARSEAL® HOSE & CPLGS.

PWR. STG. HOSE & CPLGS.

THERMO-PLASTIC HOSE & CPLGS.

ADAPTERS

QUICK DISCONNECT CPLGS.

ACCESSORIES & ASSORTMENTS

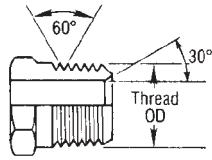
PART NUMBER INDEXES



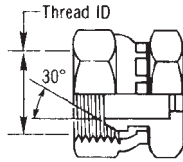
Adapters — SAE to SAE – G60 Series

For use up to SAE 100R2 maximum working pressure.

Male Pipe NPTF to Female Pipe Swivel NPSM




NPTF Solid Male (MP)



NPSM Swivel Female (FPX)



DESCR	#				
				MP (NPTF)	FPX (NPSM)
2MP-2FPX	86301	G60140-0202	7253-00735	1/8-27	1/8-27
2MP-4FPX	86296	G60140-0204	7253-86296	1/8-27	1/4-18
4MP-4FPX	86302	G60140-0404	7253-00775	1/4-18	1/4-18
4MP-6FPX	86304	G60140-0406	7253-86304	1/4-18	3/8-18
6MP-4FPX	86303	G60140-0604	7253-86303	3/8-18	1/4-18
6MP-6FPX	86305	G60140-0606	7253-00815	3/8-18	3/8-18
6MP-8FPX	86307	G60140-0608	7253-86307	3/8-18	1/2-14
8MP-6FPX	86306	G60140-0806	7253-86306	1/2-14	3/8-18
8MP-8FPX	86308	G60140-0808	7253-00895	1/2-14	1/2-14
8MP-12FPX	86297	G60140-0812	7253-86297	1/2-14	3/4-14
12MP-8FPX	86309	G60140-1208	7253-86309	3/4-14	1/2-14
12MP-12FPX	86311	G60140-1212	7253-00255	3/4-14	3/4-14
12MP-16FPX	G60140-1216	G60140-1216	7253-32935	3/4-14	1-11-1/2
16MP-12FPX	86312	G60140-1612	7253-86312	1-11-1/2	3/4-14
16MP-16FPX	86313	G60140-1616	7253-00275	1-11-1/2	1-11-1/2
16MP-20FPX	86298	G60140-1620	7253-86298	1-11-1/2	1-1/4-11-1/2
20MP-20FPX	86314	G60140-2020	7253-86314	1-1/4-11-1/2	1-1/4-11-1/2
24MP-24FPX	86315	G60140-2424	7253-86315	1-1/2-11-1/2	1-1/2-11-1/2
32MP-32FPX	86299	G60140-3232	7253-86299	2-11-1/2	2-11-1/2

EQUIPMENT

HOSE/CPLG. SELECTION

TECH. DATA

EXT. & VERY HIGH PRESS. HOSE

GS CPLGS.

PCM CPLGS.

PCS CPLGS.

HIGH & MED. PRESS. HOSE

MEGACRIMP® CPLGS.

PC CPLGS.

FIELD ATTACHABLE CPLGS.

AIR BRAKE HOSE & CPLGS.

MEGATECH® C5 HOSE & CPLGS.

LOW PRESS. HOSE & CPLGS.

C14 HOSE & CPLGS.

POLARSEAL® HOSE & CPLGS.

PWR. STG. HOSE & CPLGS.

THERMO-PLASTIC HOSE & CPLGS.

ADAPTERS

QUICK DISCONNECT CPLGS.

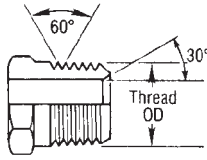
ACCESSORIES & ASSORTMENTS

PART NUMBER INDEXES

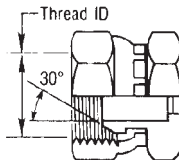
Adapters — SAE to SAE – G60 Series

For use up to SAE 100R2 maximum working pressure.

Male Pipe NPTF to Female Pipe Swivel NPSM – 45°




NPTF Solid Male (MP)



NPSM Swivel Female (FPX)



Descr	#				
				MP (NPTF)	FPX (NPSM)
2MP-2FPX45	G60142-0202	G60142-0202	7253-32945	1/8-27	1/8-27
4MP-4FPX45	86331	G60142-0404	7253-02115	1/4-18	1/4-18
6MP-6FPX45	86333	G60142-0606	7253-02155	3/8-18	3/8-18
6MP-8FPX45	G60142-0608	G60142-0608	7253-32955	3/8-18	1/2-14
8MP-6FPX45	G60142-0806	G60142-0806	7253-32965	1/2-14	3/8-18
8MP-8FPX45	86336	G60142-0808	7253-02125	1/2-14	1/2-14
12MP-8FPX45	86337	G60142-1208	7253-86337	3/4-14	1/2-14
12MP-12FPX45	86338	G60142-1212	7253-02235	3/4-14	3/4-14
16MP-12FPX45	86339	G60142-1612	7253-86339	1-11-1/2	3/4-14
16MP-16FPX45	86341	G60142-1616	7253-86341	1-11-1/2	1-11-1/2
20MP-20FPX45	86342	G60142-2020	7253-86342	1-1/4-11-1/2	1-1/4-11-1/2
24MP-24FPX45	86343	G60142-2424	7253-86343	1-1/2-11-1/2	1-1/2-11-1/2
32MP-32FPX45	G60142-3232	G60142-3232	7253-32975	2-11-1/2	2-11-1/2

EQUIPMENT

HOSE/CPLG. SELECTION

TECH. DATA

EXT. & VERY HIGH PRESS. HOSE

GS CPLGS.

PCM CPLGS.

PCS CPLGS.

HIGH & MED. PRESS. HOSE

MEGACRIMP® CPLGS.

PC CPLGS.

FIELD ATTACHABLE CPLGS.

AIR BRAKE HOSE & CPLGS.

MEGATECH® C5 HOSE & CPLGS.

LOW PRESS. HOSE & CPLGS.

C14 HOSE & CPLGS.

POLARSEAL® HOSE & CPLGS.

PWR. STG. HOSE & CPLGS.

THERMO-PLASTIC HOSE & CPLGS.

ADAPTERS

QUICK DISCONNECT CPLGS.

ACCESSORIES & ASSORTMENTS

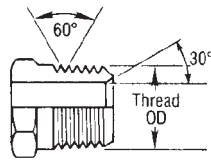
PART NUMBER INDEXES



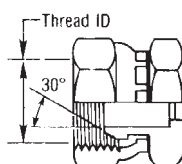
Adapters — SAE to SAE – G60 Series

For use up to SAE 100R2 maximum working pressure.

Male Pipe NPTF to Female Pipe Swivel NPSM – 90°




NPTF Solid Male (MP)

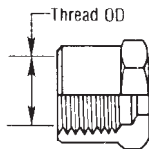


NPSM Swivel Female (FPX)





DESCR	#				
				MP (NPTF)	FPX (NPSM)
2MP-2FPX90	86291	G60144-0202	7253-08305	1/8-27	1/8-27
4MP-4FPX90	86316	G60144-0404	7253-02135	1/4-18	1/4-18
4MP-6FPX90	86317	G60144-0406	7253-86317	1/4-18	3/8-18
6MP-4FPX90	86318	G60144-0604	7253-86318	3/8-18	1/4-18
6MP-6FPX90	86319	G60144-0606	7253-02165	3/8-18	3/8-18
6MP-8FPX90	86292	G60144-0608	7253-86292	3/8-18	1/2-14
8MP-4FPX90	86321	G60144-0804	7253-86321	1/2-14	1/4-18
8MP-6FPX90	86293	G60144-0806	7253-86293	1/2-14	3/8-18
8MP-8FPX90	86322	G60144-0808	7253-02205	1/2-14	1/2-14
8MP-12FPX90	86294	G60144-0812	7253-86294	1/2-14	3/4-14
12MP-8FPX90	86323	G60144-1208	7253-02245	3/4-14	1/2-14
12MP-12FPX90	86324	G60144-1212	7253-02265	3/4-14	3/4-14
16MP-12FPX90	G60144-1612	G60144-1612	7253-86325	1-11-1/2	3/4-14
16MP-16FPX90	86326	G60144-1616	7253-86326	1-11-1/2	1-11-1/2
16MP-20FPX90	86327	G60144-1620	7253-86327	1-11-1/2	1-1/4-11-1/2
20MP-20FPX90	86328	G60144-2020	7253-86328	1-1/4-11-1/2	1-1/4-11-1/2
24MP-24FPX90	86329	G60144-2424	7253-86329	1-1/2-11-1/2	1-1/2-11-1/2
32MP-32FPX90	G60144-3232	G60144-3232	7253-32995	2-11-1/2	2-11-1/2

Female Pipe NPTF to Female Pipe NPTF



NPTF or NPSF Solid Female (FP)

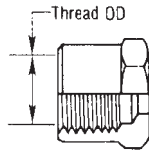


DESCR	#			
2FP-2FP	87530	G60152-0202	7253-24415	1/8-27
4FP-4FP	87531	G60152-0404	7253-24425	1/4-18
6FP-6FP	87532	G60152-0606	7253-24435	3/8-18
8FP-8FP	87533	G60152-0808	7253-24445	1/2-14
12FP-12FP	87534	G60152-1212	7253-24455	3/4-14
16FP-16FP	87535	G60152-1616	7253-24465	1-11-1/2
20FP-20FP	87536	G60152-2020	7253-24475	1-1/4-11-1/2
24FP-24FP	G60152-2424	G60152-2424	7253-24885	1-1/2-11-1/2
32FP-32FP	G60152-3232	G60152-3232	7253-24895	2-11-1/2

Adapters — SAE to SAE – G60 Series


For use up to SAE 100R2 maximum working pressure.

Female Pipe NPTF to Female Pipe NPTF – 90°

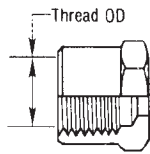


NPTF or NPSF Solid Female (FP)

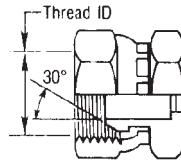


Descr	#				
				FP (NPTF)	FP (NPTF)
2FP-2FP90	87630	G60156-0202	7253-25015	1/8-27	1/8-27
4FP-2FP90	G60156-0402	G60156-0402	7253-33005	1/4-18	1/8-27
4FP-4FP90	87631	G60156-0404	7253-25025	1/4-18	1/4-18
6FP-4FP90	G60156-0604	G60156-0604	7253-33015	3/8-18	1/4-18
6FP-6FP90	87632	G60156-0606	7253-25035	3/8-18	3/8-18
8FP-6FP90	G60156-0604	G60156-0806	7253-33025	1/2-14	3/8-18
8FP-8FP90	87633	G60156-0808	7253-25045	1/2-14	1/2-14
12FP-8FP90	G60156-1208	G60156-1208	7253-33035	3/4-14	1/2-14
12FP-12FP90	87634	G60156-1212	7253-25055	3/4-14	3/4-14
16FP-16FP90	87635	G60156-1616	7253-25065	1-11-1/2	1-11-1/2
20FP-20FP90	87636	G60156-2020	7253-25075	1-1/4-11-1/2	1-1/4-11-1/2
24FP-24FP90	G60156-2424	G60156-2424	7253-33055	1-1/2-11-1/2	1-1/2-11-1/2


Female Pipe NPTF to Female Pipe Swivel NPSM




NPTF or NPSF Solid Female (FP)



NPSM Swivel Female (FPX)



Descr	#				
				FP (NPTF)	FPX (NPSM)
4FP-4FPX	86345	G60160-0404	7253-00795	1/4-18	1/4-18
6FP-4FPX	G60160-0604	G60160-0604	7253-33085	3/8-18	1/4-18
6FP-6FPX	86346	G60160-0606	7253-00835	3/8-18	3/8-18
8FP-6FPX	G60160-0806	G60160-0806	7253-33095	1/2-14	3/8-18
8FP-8FPX	86347	G60160-0808	7253-00915	1/2-14	1/2-14
12FP-12FPX	86348	G60160-1212	7253-00925	3/4-14	3/4-14
16FP-12FPX	86349	G60160-1612	7253-86349	1-11-1/2	3/4-14
16FP-16FPX	86351	G60160-1616	7253-00905	1-11-1/2	1-11-1/2
20FP-20FPX	86352	G60160-2020	7253-86352	1-1/4-11-1/2	1-1/4-11-1/2
24FP-24FPX	86353	G60160-2424	7253-86353	1-1/2-11-1/2	1-1/2-11-1/2
32FP-32FPX	86295	G60160-3232	7253-86295	2-11-1/2	2-11-1/2

EQUIPMENT

HOSE/CPLG. SELECTION

TECH. DATA

EXT. & VERY HIGH PRESS. HOSE

GS CPLGS.

PCM CPLGS.

PCS CPLGS.

HIGH & MED. PRESS. HOSE

MEGACRIMP® CPLGS.

PC CPLGS.

FIELD ATTACHABLE CPLGS.

AIR BRAKE HOSE & CPLGS.

MEGATECH® C5 HOSE & CPLGS.

LOW PRESS. HOSE & CPLGS.

C14 HOSE & CPLGS.

POLARSEAL® HOSE & CPLGS.

PWR. STG. HOSE & CPLGS.

THERMO-PLASTIC HOSE & CPLGS.

ADAPTERS

QUICK DISCONNECT CPLGS.

ACCESSORIES & ASSORTMENTS

PART NUMBER INDEXES



The World's Most Trusted Name in Belts, Hose and Hydraulics.

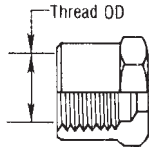
www.gates.com

L9

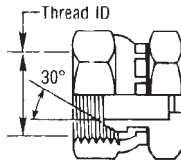
Adapters — SAE to SAE – G60 Series

For use up to SAE 100R2 maximum working pressure.

Female Pipe NPTF to Female Pipe Swivel NPSM – 45°




NPTF or NPSF Solid Female (FP)

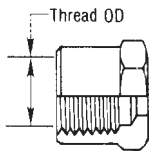


NPSM Swivel Female (FPX)

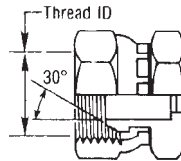


Descr	#				
				FP (NPTF)	FPX (NPSM)
4FP-4FPX45	86362	G60162-0404	7253-86362	1/4-18	1/4-18
6FP-6FPX45	86363	G60162-0606	7253-86363	3/8-18	3/8-18
8FP-8FPX45	86364	G60162-0808	7253-86364	1/2-14	1/2-14
12FP-12FPX45	86365	G60162-1212	7253-86365	3/4-14	3/4-14
16FP-16FPX45	86366	G60162-1616	7253-86366	1-11-1/2	1-11-1/2
20FP-20FPX45	G60162-2020	G60162-2020	7253-33105	1-1/4-11-1/2	1-1/4-11-1/2

Female Pipe NPTF to Female Pipe Swivel NPSM – 90°




NPTF or NPSF Solid Female (FP)



NPSM Swivel Female (FPX)



Descr	#				
				FP (NPTF)	FPX (NPSM)
4FP-4FPX90	86354	G60164-0404	7253-86354	1/4-18	1/4-18
6FP-6FPX90	86355	G60164-0606	7253-86355	3/8-18	3/8-18
8FP-8FPX90	86356	G60164-0808	7253-86356	1/2-14	1/2-14
12FP-12FPX90	86357	G60164-1212	7253-86357	3/4-14	3/4-14
16FP-16FPX90	86358	G60164-1616	7253-86358	1-11-1/2	1-11-1/2
20FP-20FPX90	G60164-2020	G60164-2020	7253-33115	1-1/4-11-1/2	1-1/4-11-1/2
24FP-24FPX90	G60164-2424	G60164-2424	7253-33125	1-1/2-11-1/2	1-1/2-11-1/2
32FP-32FPX90	G60164-3232	G60164-3232	7253-33135	2-11-1/2	2-11-1/2

EQUIPMENT

HOSE/CPLG. SELECTION

TECH. DATA

EXT. & VERY HIGH PRESS. HOSE

GS CPLGS.

PCM CPLGS.

PCS CPLGS.

HIGH & MED. PRESS. HOSE

MEGACRIMP® CPLGS.

PC CPLGS.

FIELD ATTACHABLE CPLGS.

AIR BRAKE HOSE & CPLGS.

MEGATECH® C5 HOSE & CPLGS.

LOW PRESS. HOSE & CPLGS.

C14 HOSE & CPLGS.

POLARSEAL® HOSE & CPLGS.

PWR. STG. HOSE & CPLGS.

THERMO-PLASTIC HOSE & CPLGS.

ADAPTERS

QUICK DISCONNECT CPLGS.

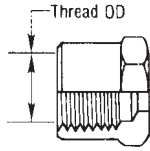
ACCESSORIES & ASSORTMENTS

PART NUMBER INDEXES

Adapters — SAE to SAE – G60 Series

For use up to SAE 100R2 maximum working pressure.

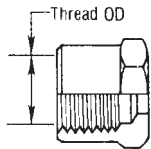
Female Pipe NPTF – Tee



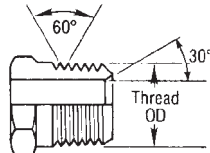
NPTF or NPSF Solid Female (FP)

Descr	#			🌀	
2FP-2FP-2FP	87610	G60181-0202	7253-23145	1/8-27	
4FP-4FP-4FP	87611	G60181-0404	7253-23155	1/4-18	
6FP-6FP-6FP	87612	G60181-0606	7253-23165	3/8-18	
8FP-8FP-8FP	87613	G60181-0808	7253-23175	1/2-14	
12FP-12FP-12FP	87614	G60181-1212	7253-23185	3/4-14	
16FP-16FP-16FP	87615	G60181-1616	7253-23195	1-11-1/2	
20FP-20FP-20FP	G60181-2020	G60181-2020	7253-33145	1-1/4-11-1/2	
24FP-24FP-24FP	G60181-2424	G60181-2424	7253-33155	1-1/2-11-1/2	

Female Pipe NPTF on Run to Male Pipe NPTF – Tee



NPTF or NPSF Solid Female (FP)



NPTF Solid Male (MP)



Descr	#			🌀	
				FP (NPTF)	MP (NPTF)
2FP-2FP-2MP	87620	G60183-0202	7253-24905	1/8-27	1/8-27
4FP-4FP-4MP	87621	G60183-0404	7253-24915	1/4-18	1/4-18
6FP-6FP-6MP	87622	G60183-0606	7253-24925	3/8-18	3/8-18
8FP-8FP-8MP	87623	G60183-0808	7253-24935	1/2-14	1/2-14
12FP-12FP-12MP	87624	G60183-1212	7253-24945	3/4-14	3/4-14
16FP-16FP-16MP	87625	G60183-1616	7253-24955	1-11-1/2	1-11-1/2

EQUIPMENT

HOSE/CPLG. SELECTION

TECH. DATA

EXT. & VERY HIGH PRESS. HOSE

GS CPLGS.

PCM CPLGS.

PCS CPLGS.

HIGH & MED. PRESS. HOSE

MEGACRIMP® CPLGS.

PC CPLGS.

FIELD ATTACHABLE CPLGS.

AIR BRAKE HOSE & CPLGS.

MEGATECH® C5 HOSE & CPLGS.

LOW PRESS. HOSE & CPLGS.

C14 HOSE & CPLGS.

POLARSEAL® HOSE & CPLGS.

PWR. STG. HOSE & CPLGS.

THERMO-PLASTIC HOSE & CPLGS.

ADAPTERS

QUICK DISCONNECT CPLGS.

ACCESSORIES & ASSORTMENTS

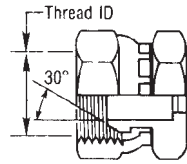
PART NUMBER INDEXES



Adapters — SAE to SAE – G60 Series


For use up to SAE 100R2 maximum working pressure.

Female Pipe Swivel NPSM – Tee

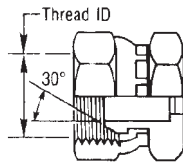


NPSM Swivel Female (FPX)

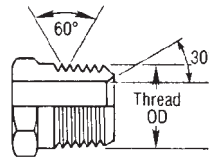


Descr	#			
2FPX-2FPX-2FPX	G60184-0202	G60184-0202	7253-33165	1/8-27
4FPX-4FPX-4FPX	G60184-0404	G60184-0404	7253-33175	1/4-18
6FPX-6FPX-6FPX	G60184-0606	G60184-0606	7253-33185	3/8-18
8FPX-8FPX-8FPX	G60184-0808	G60184-0808	7253-33195	1/2-14
12FPX-12FPX-12FPX	G60184-1212	G60184-1212	7253-33205	3/4-14
16FPX-16FPX-16FPX	G60184-1616	G60184-1616	7253-33215	1-11-1/2
20FPX-20FPX-20FPX	G60184-2020	G60184-2020	7253-33225	1-1/4-11-1/2

Female Pipe Swivel NPSM on Run to Male Pipe NPTF – Tee




NPSM Swivel Female (FPX)



NPTF Solid Male (MP)



Descr	#				
				FPX (NPSM)	MP (NPTF)
2FPX-2FPX-2MP	86585	G60186-0202	7253-86585	1/8-27	1/8-27
4FPX-4FPX-4MP	86586	G60186-0404	7253-86586	1/4-18	1/4-18
6FPX-6FPX-6MP	86587	G60186-0606	7253-86587	3/8-18	3/8-18
8FPX-8FPX-8MP	86588	G60186-0808	7253-86588	1/2-14	1/2-14
12FPX-12FPX-12MP	86589	G60186-1212	7253-86589	3/4-14	3/4-14
16FPX-16FPX-16MP	86591	G60186-1616	7253-86591	1-11-1/2	1-11-1/2
20FPX-20FPX-20MP	G60186-2020	G60186-2020	7253-33235	1-1/4-11-1/2	1-1/4-11-1/2

EQUIPMENT

HOSE/CPLG. SELECTION

TECH. DATA

EXT. & VERY HIGH PRESS. HOSE

GS CPLGS.

PCM CPLGS.

PCS CPLGS.

HIGH & MED. PRESS. HOSE

MEGACRIMP® CPLGS.

PC CPLGS.

FIELD ATTACHABLE CPLGS.

AIR BRAKE HOSE & CPLGS.

MEGATECH® C5 HOSE & CPLGS.

LOW PRESS. HOSE & CPLGS.

C14 HOSE & CPLGS.

POLARSEAL® HOSE & CPLGS.

PWR. STG. HOSE & CPLGS.

THERMO-PLASTIC HOSE & CPLGS.

ADAPTERS

QUICK DISCONNECT CPLGS.

ACCESSORIES & ASSORTMENTS

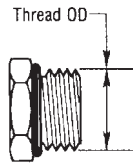
PART NUMBER INDEXES

Adapters — SAE to SAE – G60 Series



For use up to SAE 100R2 maximum working pressure.

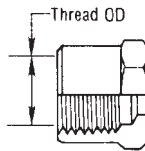
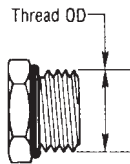
Male O-Ring Boss Plug



O-Ring Boss Male (MB)

Descr	#				O-Ring #		
4MB-PLUG	87540	G60250-0004	7253-22975	7/16-20	82501	G60248-0004	7254-0004
5MB-PLUG	87541	G60250-0005	7253-22985	1/2-20	82502	G60248-0005	7254-0005
6MB-PLUG	87542	G60250-0006	7253-22995	9/16-18	82503	G60248-0006	7254-0006
8MB-PLUG	87543	G60250-0008	7253-23005	3/4-16	82504	G60248-0008	7254-0008
10MB-PLUG	87544	G60250-0010	7253-23015	7/8-14	82505	G60248-0010	7254-0010
12MB-PLUG	87545	G60250-0012	7253-23025	1-1/16-12	82506	G60248-0012	7254-0012
14MB-PLUG	87546	G60250-0014	7253-23035	1-3/16-12	82507	G60248-0014	7254-0014
16MB-PLUG	87547	G60250-0016	7253-23045	1-5/16-12	82508	G60248-0016	7254-0016
20MB-PLUG	87548	G60250-0020	7253-23055	1-5/8-12	82509	G60248-0020	7254-0020

Male O-Ring Boss to Female Pipe NPTF



O-Ring Boss Male (MB)

NPTF or NPSF Solid Female (FP)

Descr	#					O-Ring #		
				MB	FP (NPTF)			
4MB-2FP	87500	G60275-0402	7253-24205	7/16-20	1/8-27	82501	G60248-0004	7254-0004
6MB-4FP	87501	G60275-0604	7253-24215	9/16-18	1/4-18	82503	G60248-0006	7254-0006
8MB-6FP	87502	G60275-0806	7253-24225	3/4-16	3/8-18	82504	G60248-0008	7254-0008
8MB-8FP	G60275-0808	G60275-0808	7253-33255	3/4-16	1/2-14	82504	G60248-0008	7254-0008
10MB-8FP	87503	G60275-1008	7253-24235	7/8-14	1/2-14	82505	G60248-0010	7254-0010
12MB-8FP	87504	G60275-1208	7253-24245	1-1/16-12	1/2-14	82506	G60248-0012	7254-0012
12MB-12FP	87505	G60275-1212	7253-24255	1-1/16-12	3/4-14	82506	G60248-0012	7254-0012
14MB-12FP	87506	G60275-1412	7253-24265	1-3/16-12	3/4-14	82507	G60248-0014	7254-0014
16MB-12FP	G60275-1612	G60275-1612	7253-33265	1-5/16-12	3/4-14	82508	G60248-0016	7254-0016
16MB-16FP	87507	G60275-1616	7253-24275	1-5/16-12	1-11-1/2	82508	G60248-0016	7254-0016

EQUIPMENT
HOSE/CPLG. SELECTION
TECH. DATA
EXT. & VERY HIGH PRESS. HOSE
GS CPLGS.
PCM CPLGS.
PCS CPLGS.
HIGH & MED. PRESS. HOSE
MEGACRIMP® CPLGS.
PC CPLGS.
FIELD ATTACHABLE CPLGS.
AIR BRAKE HOSE & CPLGS.
MEGATECH® C5 HOSE & CPLGS.
LOW PRESS. HOSE & CPLGS.
C14 HOSE & CPLGS.
POLARSEAL® HOSE & CPLGS.
PWR. STG. HOSE & CPLGS.
THERMO-PLASTIC HOSE & CPLGS.
ADAPTERS
QUICK DISCONNECT CPLGS.
ACCESSORIES & ASSORTMENTS
PART NUMBER INDEXES



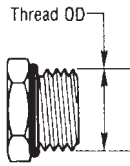
The World's Most Trusted Name in Belts, Hose and Hydraulics.

www.gates.com

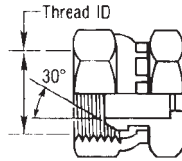
Adapters — SAE to SAE – G60 Series

For use up to SAE 100R2 maximum working pressure.

Male O-Ring Boss to Female Pipe Swivel NPSM




O-Ring Boss Male (MB)

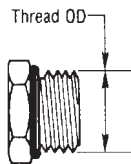


NPSM Swivel Female (FPX)

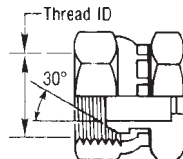


Descr	#					O-Ring #		
				MB	FPX (NPSM)			
4MB-4FPX	86959	G60285-0404	7253-86959	7/16-20	1/4-18	82501	G60248-0004	7254-0004
5MB-4FPX	86961	G60285-0504	7253-86961	1/2-20	1/4-18	82502	G60248-0005	7254-0005
6MB-4FPX	86963	G60285-0604	7253-86963	9/16-18	1/4-18	82503	G60248-0006	7254-0006
6MB-6FPX	86964	G60285-0606	7253-86964	9/16-18	3/8-18	82503	G60248-0006	7254-0006
8MB-4FPX	86965	G60285-0804	7253-86965	3/4-16	1/4-18	82504	G60248-0008	7254-0008
8MB-6FPX	86966	G60285-0806	7253-86966	3/4-16	3/8-18	82504	G60248-0008	7254-0008
8MB-8FPX	86967	G60285-0808	7253-00295	3/4-16	1/2-14	82504	G60248-0008	7254-0008
8MB-12FPX	86968	G60285-0812	7253-86968	3/4-16	3/4-14	82504	G60248-0008	7254-0008
10MB-6FPX	86969	G60285-1006	7253-86969	7/8-14	3/8-18	82505	G60248-0010	7254-0010
10MB-8FPX	86971	G60285-1008	7253-86971	7/8-14	1/2-14	82505	G60248-0010	7254-0010
10MB-12FPX	86972	G60285-1012	7253-86972	7/8-14	3/4-14	82505	G60248-0010	7254-0010
12MB-8FPX	86973	G60285-1208	7253-86973	1-1/16-12	1/2-14	82506	G60248-0012	7254-0012
12MB-12FPX	86974	G60285-1212	7253-86974	1-1/16-12	3/4-14	82506	G60248-0012	7254-0012
14MB-12FPX	G60285-1412	G60285-1412	7253-33275	1-3/16-12	3/4-14	82507	G60248-0014	7254-0014
16MB-16FPX	G60285-1616	G60285-1616	7253-33285	1-5/16-12	1-11-1/2	82508	G60248-0016	7254-0016

Male O-Ring Boss to Female Pipe Swivel NPSM – 45°




O-Ring Boss Male (MB)



NPSM Swivel Female (FPX)



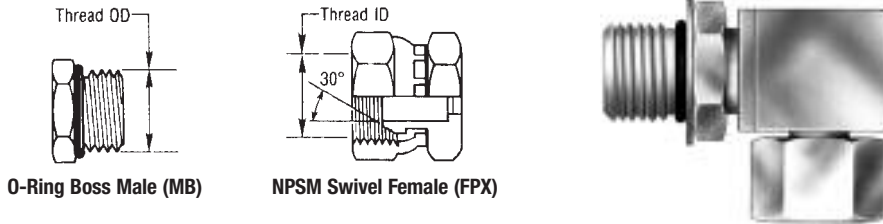
Descr	#					O-Ring #		
				MB	FPX (NPSM)			
6MB-6FPX45	86865	G60287-0606	7253-86865	9/16-18	3/8-18	82503	G60248-0006	7254-0006
8MB-6FPX45	86866	G60287-0806	7253-86866	3/4-16	3/8-18	82504	G60248-0008	7254-0008
8MB-8FPX45	86867	G60287-0808	7253-86867	3/4-16	1/2-14	82504	G60248-0008	7254-0008
8MB-12FPX45	G60287-0812	G60287-0812	7253-33295	3/4-16	3/4-14	82504	G60248-0008	7254-0008
10MB-6FPX45	86868	G60287-1006	7253-86868	7/8-14	3/8-18	82505	G60248-0010	7254-0010
10MB-8FPX45	86869	G60287-1008	7253-86869	7/8-14	1/2-14	82505	G60248-0010	7254-0010
12MB-12FPX45	86871	G60287-1212	7253-86871	1-1/16-12	3/4-14	82506	G60248-0012	7254-0012
16MB-16FPX45	G60287-1616	G60287-1616	7253-33325	1-5/16-12	1-11-1/2	82508	G60248-0016	7254-0016


Adapters — SAE to SAE – G60 Series



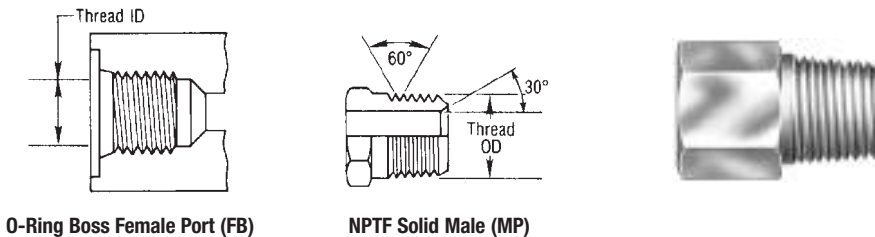
For use up to SAE 100R2 maximum working pressure.


Male O-Ring Boss to Female Pipe Swivel NPSM – 90°



Descr	#					O-Ring #		
				MB	FPX (NPSM)			
4MB-4FPX90	86872	G60289-0404	7253-86872	7/16–20	1/4–18	82501	G60248-0004	7254-0004
6MB-4FPX90	86873	G60289-0604	7253-86873	9/16–18	1/4–18	82503	G60248-0006	7254-0006
6MB-6FPX90	86874	G60289-0606	7253-86874	9/16–18	3/8–18	82503	G60248-0006	7254-0006
8MB-6FPX90	86875	G60289-0806	7253-86875	3/4–16	3/8–18	82504	G60248-0008	7254-0008
8MB-8FPX90	86876	G60289-0808	7253-86876	3/4–16	1/2–14	82504	G60248-0008	7254-0008
8MB-12FPX90	86877	G60289-0812	7253-86877	3/4–16	3/4–14	82504	G60248-0008	7254-0008
10MB-6FPX90	86878	G60289-1006	7253-86878	7/8–14	3/8–18	82505	G60248-0010	7254-0010
10MB-8FPX90	86879	G60289-1008	7253-86879	7/8–14	1/2–14	82505	G60248-0010	7254-0010
10MB-12FPX90	86881	G60289-1012	7253-86881	7/8–14	3/4–14	82505	G60248-0010	7254-0010
12MB-12FPX90	86882	G60289-1212	7253-86882	1-1/16–12	3/4–14	82506	G60248-0012	7254-0012
16MB-16FPX90	86883	G60289-1616	7253-86883	1-5/16–12	1-11-1/2	82508	G60248-0016	7254-0016

Female O-Ring Boss to Male Pipe NPTF



Descr	#			
			FB	MP (NPTF)
4FB-2MP	G60291-0402	7253-33335	7/16–20	1/8–27
5FB-2MP	G60291-0502	7253-33355	1/2–20	1/8–27
6FB-4MP	G60291-0604	7253-33345	9/16–18	1/4–18
8FB-6MP	G60291-0806	7253-33365	3/4–16	3/8–18
10FB-8MP	G60291-1008	7253-33375	7/8–14	1/2–14
12FB-12MP	G60291-1212	7253-33385	1-1/16–12	3/4–14
16FB-16MP	G60291-1616	7253-33395	1-5/16–12	1-11-1/2

EQUIPMENT

HOSE/CPLG. SELECTION

TECH. DATA

EXT. & VERY HIGH PRESS. HOSE

GS CPLGS.

PCM CPLGS.

PCS CPLGS.

HIGH & MED. PRESS. HOSE

MEGACRIMP® CPLGS.

PC CPLGS.

FIELD ATTACHABLE CPLGS.

AIR BRAKE HOSE & CPLGS.

MEGATECH® C5 HOSE & CPLGS.

LOW PRESS. HOSE & CPLGS.

C14 HOSE & CPLGS.

POLARSEAL® HOSE & CPLGS.

PWR. STG. HOSE & CPLGS.

THERMO-PLASTIC HOSE & CPLGS.

ADAPTERS

QUICK DISCONNECT CPLGS.

ACCESSORIES & ASSORTMENTS

PART NUMBER INDEXES



The World's Most Trusted Name in Belts, Hose and Hydraulics.

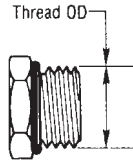
www.gates.com

L15

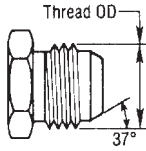
Adapters — SAE to SAE – G60 Series

For use up to SAE 100R2 maximum working pressure.

Male O-Ring Boss to Male JIC 37° Flare




O-Ring Boss Male (MB)



JIC 37° Male (MJ, MJLN)



DESCR	#					O-Ring #		
				MB	MJ			
4MB-4MJ	86884	G60301-0404	7253-86884	7/16-20	7/16-20	82501	G60248-0004	7254-0004
4MB-6MJ	G60301-0406	G60301-0406	7253-33405	7/16-20	9/16-18	82501	G60248-0004	7254-0004
5MB-3MJ	86885	G60301-0503	7253-86885	1/2-20	3/8-24	82502	G60248-0005	7254-0005
5MB-4MJ	86886	G60301-0504	7253-86886	1/2-20	7/16-20	82502	G60248-0005	7254-0005
5MB-5MJ	86887	G60301-0505	7253-86887	1/2-20	1/2-20	82502	G60248-0005	7254-0005
5MB-6MJ	G60301-0506	G60301-0506	7253-33415	1/2-20	9/16-18	82502	G60248-0005	7254-0005
6MB-4MJ	86888	G60301-0604	7253-86888	9/16-18	7/16-20	82503	G60248-0006	7254-0006
6MB-6MJ	86889	G60301-0606	7253-04685	9/16-18	9/16-18	82503	G60248-0006	7254-0006
6MB-8MJ	86891	G60301-0608	7253-86891	9/16-18	3/4-16	82503	G60248-0006	7254-0006
6MB-10MJ	G60301-0610	G60301-0610	7253-33425	9/16-18	7/8-14	82503	G60248-0006	7254-0006
8MB-6MJ	86892	G60301-0806	7253-04775	3/4-16	9/16-18	82504	G60248-0008	7254-0008
8MB-8MJ	86893	G60301-0808	7253-86893	3/4-16	3/4-16	82504	G60248-0008	7254-0008
8MB-10MJ	86894	G60301-0810	7253-86894	3/4-16	7/8-14	82504	G60248-0008	7254-0008
8MB-12MJ	86895	G60301-0812	7253-86895	3/4-16	1-1/16-12	82504	G60248-0008	7254-0008
10MB-6MJ	G60301-1006	G60301-1006	7253-86896	7/8-14	9/16-18	82505	G60248-0010	7254-0010
10MB-8MJ	86897	G60301-1008	7253-86897	7/8-14	3/4-16	82505	G60248-0010	7254-0010
10MB-10MJ	86898	G60301-1010	7253-86898	7/8-14	7/8-14	82505	G60248-0010	7254-0010
12MB-8MJ	86899	G60301-1208	7253-86899	1-1/16-12	3/4-16	82506	G60248-0012	7254-0012
12MB-10MJ	G60301-1210	G60301-1210	7253-86901	1-1/16-12	7/8-14	82506	G60248-0012	7254-0012
12MB-12MJ	86902	G60301-1212	7253-86902	1-1/16-12	1-1/16-12	82506	G60248-0012	7254-0012
12MB-16MJ	86903	G60301-1216	7253-86903	1-1/16-12	1-5/16-12	82506	G60248-0012	7254-0012
16MB-10MJ	86904	G60301-1610	7253-86904	1-5/16-12	7/8-14	82508	G60248-0016	7254-0006
16MB-12MJ	86905	G60301-1612	7253-86905	1-5/16-12	1-1/16-12	82508	G60248-0016	7254-0016
16MB-16MJ	86906	G60301-1616	7253-86906	1-5/16-12	1-5/16-12	82508	G60248-0016	7254-0016
20MB-10MJ	86907	G60301-2010	7253-86907	1-5/8-12	7/8-14	82509	G60248-0020	7254-0020
20MB-12MJ	86908	G60301-2012	7253-86908	1-5/8-12	1-1/16-12	82509	G60248-0020	7254-0020
20MB-16MJ	86909	G60301-2016	7253-86909	1-5/8-12	1-5/16-12	82509	G60248-0020	7254-0020
20MB-20MJ	86911	G60301-2020	7253-86911	1-5/8-12	1-5/8-12	82509	G60248-0020	7254-0020

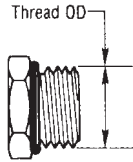
EQUIPMENT
HOSE/CPLG. SELECTION
TECH. DATA
EXT. & VERY HIGH PRESS. HOSE
GS CPLGS.
PCM CPLGS.
PCS CPLGS.
HIGH & MED. PRESS. HOSE
MEGACRIMP® CPLGS.
PC CPLGS.
FIELD ATTACHABLE CPLGS.
AIR BRAKE HOSE & CPLGS.
MEGATECH®/C5 HOSE & CPLGS.
LOW PRESS. HOSE & CPLGS.
C14 HOSE & CPLGS.
POLARSEAL® HOSE & CPLGS.
PWR. STG. HOSE & CPLGS.
THERMO-PLASTIC HOSE & CPLGS.
ADAPTERS
QUICK DISCONNECT CPLGS.
ACCESSORIES & ASSORTMENTS
PART NUMBER INDEXES



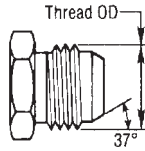
Adapters — SAE to SAE – G60 Series

For use up to SAE 100R2 maximum working pressure.

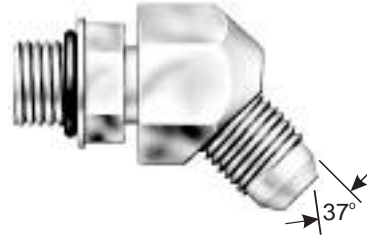
Male O-Ring Boss to Male JIC 37° Flare – 45°




O-Ring Boss Male (MB)



JIC 37° Male (MJ, MJLN)



Descr	#					O-Ring #		
				MB	MJ			
4MB-4MJ45	86912	G60308-0404	7253-28565	7/16-20	7/16-20	82501	G60248-0004	7254-0004
5MB-5MJ45	86913	G60308-0505	7253-28575	1/2-20	1/2-20	82502	G60248-0005	7254-0005
6MB-6MJ45	86914	G60308-0606	7253-28585	9/16-18	9/16-18	82503	G60248-0006	7254-0006
8MB-8MJ45	86915	G60308-0808	7253-28255	3/4-16	3/4-16	82504	G60248-0008	7254-0008
8MB-10MJ45	G60308-0810	G60308-0810	7253-28415	3/4-16	7/8-14	82504	G60248-0008	7254-0008
10MB-8MJ45	G60308-1008	G60308-1008	7253-28425	7/8-14	3/4-16	82505	G60248-0010	7254-0010
10MB-10MJ45	86916	G60308-1010	7253-86916	7/8-14	7/8-14	82505	G60248-0010	7254-0010
12MB-12MJ45	86917	G60308-1212	7253-28595	1-1/16-12	1-1/16-12	82506	G60248-0012	7254-0012
12MB-16MJ45	G60308-1216	G60308-1216	7253-28435	1-1/16-12	1-5/16-12	82506	G60248-0012	7254-0012
14MB-14MJ45	86918	G60308-1414	7253-28605	1-3/16-12	1-3/16-12	82507	G60248-0014	7254-0014
16MB-12MJ45	G60308-1612	G60308-1612	7253-28445	1-5/16-12	1-1/16-12	82508	G60248-0016	7254-0016
16MB-16MJ45	86919	G60308-1616	7253-28615	1-5/16-12	1-5/16-12	82508	G60248-0016	7254-0016

EQUIPMENT

HOSE/CPLG. SELECTION

TECH. DATA

EXT. & VERY HIGH PRESS. HOSE

GS CPLGS.

PCM CPLGS.

PCS CPLGS.

HIGH & MED. PRESS. HOSE

MEGACRIMP® CPLGS.

PC CPLGS.

FIELD ATTACHABLE CPLGS.

AIR BRAKE HOSE & CPLGS.

MEGATECH® C5 HOSE & CPLGS.

LOW PRESS. HOSE & CPLGS.

C14 HOSE & CPLGS.

POLARSEAL® HOSE & CPLGS.

PWR. STG. HOSE & CPLGS.

THERMO-PLASTIC HOSE & CPLGS.

ADAPTERS

QUICK DISCONNECT CPLGS.

ACCESSORIES & ASSORTMENTS

PART NUMBER INDEXES



The World's Most Trusted Name in Belts, Hose and Hydraulics.

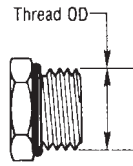
www.gates.com

L17

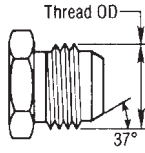
Adapters — SAE to SAE – G60 Series

For use up to SAE 100R2 maximum working pressure.

Male O-Ring Boss to Male JIC 37° Flare – 90°



O-Ring Boss Male (MB)



JIC 37° Male (MJ, MJLN)



EQUIPMENT

HOSE/CPLG.
SELECTION

TECH. DATA

EXT. &
VERY HIGH
PRESS. HOSE

GS CPLGS.

PCM CPLGS.

PCS CPLGS.

HIGH & MED.
PRESS. HOSE

MEGACRIMP®
CPLGS.

PC CPLGS.

FIELD
ATTACHABLE
CPLGS.

AIR BRAKE
HOSE &
CPLGS.

MEGATECH®
C5
HOSE &
CPLGS.

LOW PRESS.
HOSE &
CPLGS.

C14 HOSE
& CPLGS.

POLARSEAL®
HOSE &
CPLGS.

PWR. STG.
HOSE &
CPLGS.


THERMO-
PLASTIC
HOSE &
CPLGS.

ADAPTERS

QUICK
DISCONNECT
CPLGS.

ACCESSORIES
& ASSORT-
MENTS

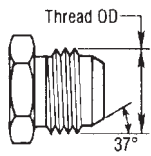
PART NUMBER
INDEXES

Descr	#					O-Ring #		
				MB	MJ			
4MB-4MJ90	86921	G60312-0404	7253-28265	7/16-20	7/16-20	82501	G60248-0004	7254-0004
4MB-6MJ90	G60312-0406	G60312-0406	7253-28455	7/16-20	9/16-18	82501	G60248-0004	7254-0004
5MB-5MJ90	86922	G60312-0505	7253-28625	1/2-20	1/2-20	82502	G60248-0005	7254-0005
6MB-4MJ90	G60312-0604	G60312-0604	7253-28465	9/16-18	7/16-20	82503	G60248-0006	7254-0006
6MB-5MJ90	G60312-0605	G60312-0605	7253-28475	9/16-18	1/2-20	82503	G60248-0006	7254-0006
6MB-6MJ90	86923	G60312-0606	7253-28275	9/16-18	9/16-18	82503	G60248-0006	7254-0006
6MB-8MJ90	G60312-0608	G60312-0608	7253-28485	9/16-18	3/4-16	82503	G60248-0006	7254-0006
8MB-6MJ90	G60312-0806	G60312-0806	7253-28505	3/4-16	9/16-18	82504	G60248-0008	7254-0008
8MB-8MJ90	86924	G60312-0808	7253-28285	3/4-16	3/4-16	82504	G60248-0008	7254-0008
8MB-10MJ90	G60312-0810	G60312-0810	7253-28515	3/4-16	7/8-14	82504	G60248-0008	7254-0008
8MB-12MJ90	G60312-0812	G60312-0812	7253-28525	3/4-16	1-1/16-12	82504	G60248-0008	7254-0008
10MB-8MJ90	86925	G60312-1008	7253-28295	7/8-14	3/4-16	82505	G60248-0010	7254-0010
10MB-10MJ90	86926	G60312-1010	7253-28635	7/8-14	7/8-14	82505	G60248-0010	7254-0010
10MB-12MJ90	G60312-1012	G60312-1012	7253-28535	7/8-14	1-1/16-12	82505	G60248-0010	7254-0010
12MB-10MJ90	G60312-1210	G60312-1210	7253-28545	1-1/16-12	7/8-14	82506	G60248-0012	7254-0012
12MB-12MJ90	86927	G60312-1212	7253-28645	1-1/16-12	1-1/16-12	82506	G60248-0012	7254-0012
12MB-16MJ90	G60312-1216	G60312-1216	7253-28555	1-1/16-12	1-5/16-12	82506	G60248-0012	7254-0012
14MB-14MJ90	86928	G60312-1414	7253-28655	1-3/16-12	1-3/16-12	82507	G60248-0014	7254-0014
16MB-12MJ90	G60312-1612	G60312-1612	7253-28315	1-5/16-12	1-1/16-12	82508	G60248-0016	7254-0016
16MB-16MJ90	86929	G60312-1616	7253-28325	1-5/16-12	1-5/16-12	82508	G60248-0016	7254-0016

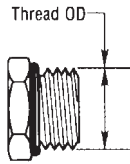
Adapters — SAE to SAE – G60 Series

For use up to SAE 100R2 maximum working pressure.

Male JIC 37° Flare on Run to Male O-Ring Boss – Tee




JIC 37° Male (MJ, MJLN)

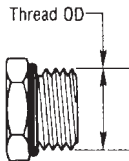


O-Ring Boss Male (MB)

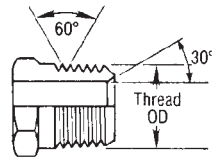


Descr	#				O-Ring #		
			MJ	MB			
4MJ-4MJ-4MB	G60350-0404	7253-33615	7/16-20	7/16-20	82501	G60248-0004	7254-0004
5MJ-5MJ-5MB	G60350-0505	7253-33625	1/2-20	1/2-20	82502	G60248-0005	7254-0005
6MJ-6MJ-6MB	G60350-0606	7253-33635	9/16-18	9/16-18	82503	G60248-0006	7254-0006
8MJ-8MJ-8MB	G60350-0808	7253-33645	3/4-16	3/4-16	82504	G60248-0008	7254-0008
10MJ-10MJ-10MB	G60350-1010	7253-33655	7/8-14	7/8-14	82505	G60248-0010	7254-0010
12MJ-12MJ-12MB	G60350-1212	7253-33665	1-1/16-12	1-1/16-12	82506	G60248-0012	7254-0012
16MJ-16MJ-16MB	G60350-1616	7253-33675	1-5/16-12	1-5/16-12	82508	G60248-0016	7254-0016

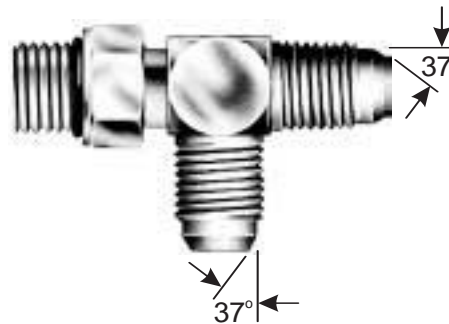
Male O-Ring Boss to Male JIC 37° Flare to Male JIC 37° Flare – Tee




O-Ring Boss Male (MB)



JIC 37° Male (MJ, MJLN)



Descr	#				O-Ring #		
			MB	MJ			
4MB-4MJ-4MJ	G60352-0404	7253-33685	7/16-20	7/16-20	82501	G60248-0004	7254-0004
5MB-5MJ-5MJ	G60352-0505	7253-33695	1/2-20	1/2-20	82502	G60248-0005	7254-0005
6MB-6MJ-6MJ	G60352-0606	7253-33705	9/16-18	9/16-18	82503	G60248-0006	7254-0006
8MB-8MJ-8MJ	G60352-0808	7253-33715	3/4-16	3/4-16	82504	G60248-0008	7254-0008
10MB-10MJ-10MJ	G60352-1010	7253-33725	7/8-14	7/8-14	82505	G60248-0010	7254-0010
12MB-12MJ-12MJ	G60352-1212	7253-33735	1-1/16-12	1-1/16-12	82506	G60248-0012	7254-0012
16MB-16MJ-16MJ	G60352-1616	7253-33745	1-5/16-12	1-5/16-12	82508	G60248-0016	7254-0016

EQUIPMENT

HOSE/CPLG. SELECTION

TECH. DATA

EXT. & VERY HIGH PRESS. HOSE

GS CPLGS.

PCM CPLGS.

PCS CPLGS.

HIGH & MED. PRESS. HOSE

MEGACRIMP® CPLGS.

PC CPLGS.

FIELD ATTACHABLE CPLGS.

AIR BRAKE HOSE & CPLGS.

MEGATECH® C5 HOSE & CPLGS.

LOW PRESS. HOSE & CPLGS.

C14 HOSE & CPLGS.

POLARSEAL® HOSE & CPLGS.

PWR. STG. HOSE & CPLGS.

THERMO-PLASTIC HOSE & CPLGS.

ADAPTERS

QUICK DISCONNECT CPLGS.

ACCESSORIES & ASSORTMENTS

PART NUMBER INDEXES




Adapters — SAE to SAE – G60 Series

For use up to SAE 100R2 maximum working pressure.

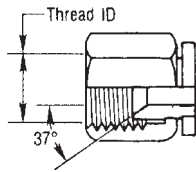
Locknut for Bulkhead Adapters



Descr	#			
4LN	G60399-0004	7253-24605	7/16–20	9/16
5LN	G60399-0005	7253-24615	1/2–20	5/8
6LN	G60399-0006	7253-24625	9/16-18	11/16
8LN	G60399-0008	7253-24635	3/4–16	7/8
10LN	G60399-0010	7253-24645	7/8–14	1
12LN	G60399-0012	7253-24655	1 1/16–12	1 1/4
16LN	G60399-0016	7253-24665	1 5/16–20	1 1/2


*Lock nut not included on bulkhead fittings.

Female JIC 37° Flare Cap



JIC 37° Flare Female (FJX)



Descr	#				
4FJ-CAP	87510	G60401-0004	7253-24305	7/16–20	
5FJ-CAP	87511	G60401-0005	7253-24315	1/2–20	
6FJ-CAP	87512	G60401-0006	7253-24325	9/16–18	
8FJ-CAP	87513	G60401-0008	7253-24335	3/4–16	
10FJ-CAP	87514	G60401-0010	7253-24345	7/8–14	
12FJ-CAP	87515	G60401-0012	7253-24355	1-1/16–12	
16FJ-CAP	87516	G60401-0016	7253-24365	1-5/16–12	
20FJ-CAP	87517	G60401-0020	7253-24375	1-5/8–12	
24FJ-CAP	G60401-0024	G60401-0024	7253-24385	1-7/8–12	
32FJ-CAP	G60401-0032	G60401-0032	7253-24405	2-1/2–12	

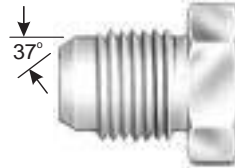
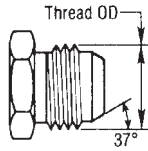
EQUIPMENT
HOSE/CPLG. SELECTION
TECH. DATA
EXT. & VERY HIGH PRESS. HOSE
GS CPLGS.
PCM CPLGS.
PCS CPLGS.
HIGH & MED. PRESS. HOSE
MEGACRIMP® CPLGS.
PC CPLGS.
FIELD ATTACHABLE CPLGS.
AIR BRAKE HOSE & CPLGS.
MEGATECH® C5 HOSE & CPLGS.
LOW PRESS. HOSE & CPLGS.
C14 HOSE & CPLGS.
POLARSEAL® HOSE & CPLGS.
PWR. STG. HOSE & CPLGS.
THERMO-PLASTIC HOSE & CPLGS.
ADAPTERS
QUICK DISCONNECT CPLGS.
ACCESSORIES & ASSORTMENTS
PART NUMBER INDEXES

FLEET


Adapters — SAE to SAE – G60 Series

For use up to SAE 100R2 maximum working pressure.

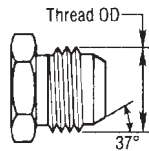
Male JIC 37° Flare Plug




JIC 37° Male (MJ, MJLN)

Descr	#			
4MJ-PLUG	87740	G60402-0004	7253-22885	7/16-20
5MJ-PLUG	87741	G60402-0005	7253-22895	1/2-20
6MJ-PLUG	87742	G60402-0006	7253-22905	9/16-18
8MJ-PLUG	87743	G60402-0008	7253-22915	3/4-16
10MJ-PLUG	87744	G60402-0010	7253-22925	7/8-14
12MJ-PLUG	87745	G60402-0012	7253-22935	1-1/16-12
14MJ-PLUG	87746	G60402-0014	7253-22945	1-3/16-12
16MJ-PLUG	87747	G60402-0016	7253-22955	1-5/16-12
20MJ-PLUG	87748	G60402-0020	7253-22965	1-5/8-12
24MJ-PLUG	G60402-0024	G60402-0024	7253-33755	1-7/8-12
32MJ-PLUG	G60402-0032	G60402-0032	7253-33765	2-1/2-12

Male JIC 37° Flare to Female Braze-On



JIC 37° Male (MJ, MJLN)

Descr	#			B"
4MJ-4FBO	G60405-0404	7253-28665	7253-28665	1/4
6MJ-6FBO	G60405-0606	7253-28685	7253-28685	3/8
8MJ-8FBO	G60405-0808	7253-28695	7253-28695	1/2
10MJ-10FBO	G60405-1010	7253-28705	7253-28705	5/8
12MJ-12FBO	G60405-1212	7253-28715	7253-28715	3/4
16MJ-16FBO	G60405-1616	7253-28725	7253-28725	1
20MJ-20FBO	G60405-2020	7253-28735	7253-28735	1-1/4
24MJ-24FBO	G60405-2424	7253-28745	7253-28745	1-1/2

EQUIPMENT

HOSE/CPLG. SELECTION

TECH. DATA

EXT. & VERY HIGH PRESS. HOSE

GS CPLGS.

PCM CPLGS.

PCS CPLGS.

HIGH & MED. PRESS. HOSE

MEGACRIMP® CPLGS.

PC CPLGS.

FIELD ATTACHABLE CPLGS.

AIR BRAKE HOSE & CPLGS.

MEGATECH® C5 HOSE & CPLGS.

LOW PRESS. HOSE & CPLGS.

C14 HOSE & CPLGS.

POLARSEAL® HOSE & CPLGS.

PWR. STG. HOSE & CPLGS.

THERMO-PLASTIC HOSE & CPLGS.

ADAPTERS

QUICK DISCONNECT CPLGS.

ACCESSORIES & ASSORTMENTS

PART NUMBER INDEXES



The World's Most Trusted Name in Belts, Hose and Hydraulics.

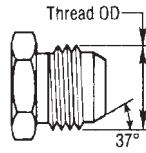
www.gates.com

L21


Adapters — SAE to SAE – G60 Series

For use up to SAE 100R2 maximum working pressure.

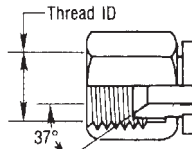
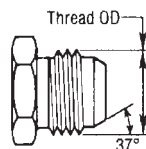
Male JIC 37° Flare to Male JIC 37° Flare



JIC 37° Male (MJ, MJLN)


DESCR	#				
				MJ	MJ
4MJ-4MJ	86701	G60410-0404	7253-86701	7/16-20	7/16-20
4MJ-6MJ	G60410-0406	G60410-0406	7253-33785	7/16-20	9/16-18
5MJ-5MJ	86702	G60410-0505	7253-86702	1/2-20	1/2-20
6MJ-6MJ	86703	G60410-0606	7253-06265	9/16-18	9/16-18
6MJ-8MJ	G60410-0608	G60410-0608	7253-33805	9/16-18	3/4-16
8MJ-8MJ	86704	G60410-0808	7253-06275	3/4-16	3/4-16
8MJ-10MJ	G60410-0810	G60410-0810	7253-33825	3/4-16	7/8-14
10MJ-10MJ	86705	G60410-1010	7253-86705	7/8-14	7/8-14
10MJ-12MJ	G60410-1012	G60410-1012	7253-33835	7/8-14	1-1/16-12
12MJ-12MJ	86706	G60410-1212	7253-86706	1-1/16-12	1-1/16-12
16MJ-16MJ	86707	G60410-1616	7253-86707	1-5/16-12	1-5/16-12
20MJ-20MJ	86708	G60410-2020	7253-86708	1-5/8-12	1-5/8-12
24MJ-24MJ	G60410-2424	G60410-2424	7253-33845	1-7/8-12	1-7/8-12
32MJ-32MJ	G60410-3232	G60410-3232	7253-33855	2-1/2-12	2-1/2-12

Male JIC 37° Flare to Female JIC 37° Flare



JIC 37° Male (MJ, MJLN)

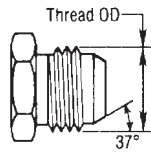
JIC 37° Flare Female

DESCR	#			
			MJ	FJ
4MJ-6FJ	G60420-0406	7253-33865	7/16-20	9/16-18
6MJ-8FJ	G60420-0608	7253-33875	9/16-18	3/4-16
6MJ-10FJ	G60420-0610	7253-33885	9/16-18	7/8-14
8MJ-10FJ	G60420-0810	7253-33895	3/4-16	7/8-14
8MJ-12FJ	G60420-0812	7253-33905	3/4-16	1-1/16-12
10MJ-12FJ	G60420-1012	7253-33915	7/8-14	1-1/16-12
10MJ-16FJ	G60420-1016	7253-33925	7/8-14	1-5/16-12
12MJ-16FJ	G60420-1216	7253-33935	1-1/16-12	1-5/16-12
12MJ-20FJ	G60420-1220	7253-33945	1-1/16-12	1-5/8-12
16MJ-20FJ	G60420-1620	7253-33955	1-5/16-12	1-5/8-12

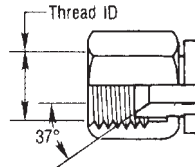
Adapters — SAE to SAE – G60 Series

For use up to SAE 100R2 maximum working pressure.

Male JIC 37° Flare to Female JIC 37° Flare Swivel – 45°




JIC 37° Male (MJ, MJLN)

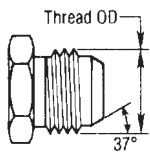


JIC 37° Flare Female (FJX)

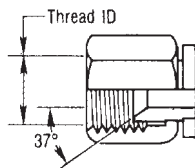


Descr	#				
				MJ	FJX
4MJ-4FJX45	87730	G60424-0404	7253-23215	7/16-20	7/16-20
5MJ-5FJX45	G60424-0505	G60424-0505	7253-33965	1/2-20	1/2-20
6MJ-6FJX45	87731	G60424-0606	7253-23225	9/16-18	9/16-18
8MJ-8FJX45	87732	G60424-0808	7253-23235	3/4-16	3/4-16
10MJ-10FJX45	87733	G60424-1010	7253-23245	7/8-14	7/8-14
12MJ-12FJX45	87734	G60424-1212	7253-23255	1-1/16-12	1-1/16-12
16MJ-16FJX45	87735	G60424-1616	7253-23265	1-5/16-12	1-5/16-12
20MJ-20FJX45	87736	G60424-2020	7253-23275	1-5/8-12	1-5/8-12

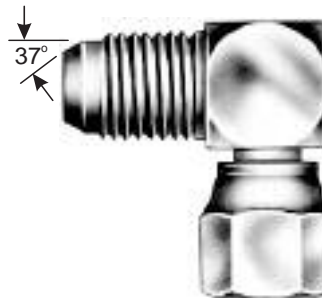
Male JIC 37° Flare to Female JIC 37° Flare Swivel – 90°




JIC 37° Male (MJ, MJLN)



JIC 37° Flare Female (FJX)



Descr	#				
				MJ	FJX
4MJ-4FJX90	87480	G60422-0404	7253-23285	7/16-20	7/16-20
5MJ-5FJX90	G60422-0505	G60422-0505	7253-24025	1/2-20	1/2-20
6MJ-6FJX90	87481	G60422-0606	7253-23295	9/16-18	9/16-18
8MJ-8FJX90	87482	G60422-0808	7253-23305	3/4-16	3/4-16
10MJ-10FJX90	87484	G60422-1010	7253-23315	7/8-14	7/8-14
12MJ-12FJX90	87485	G60422-1212	7253-23325	1-1/16-12	1-1/16-12
16MJ-16FJX90	87486	G60422-1616	7253-23335	1-5/16-12	1-5/16-12
20MJ-20FJX90	G60422-2020	G60422-2020	7253-24075	1-5/8-12	1-5/8-12
24MJ-24FJX90	G60422-2424	G60422-2424	7253-24085	1-7/8-12	1-7/8-12
32MJ-32FJX90	G60422-3232	G60422-3232	7253-24095	2-1/2-12	2-1/2-12

EQUIPMENT

HOSE/CPLG. SELECTION

TECH. DATA

EXT. & VERY HIGH PRESS. HOSE

GS CPLGS.

PCM CPLGS.

PCS CPLGS.

HIGH & MED. PRESS. HOSE

MEGACRIMP® CPLGS.

PC CPLGS.

FIELD ATTACHABLE CPLGS.

AIR BRAKE HOSE & CPLGS.

MEGATECH™ C5 HOSE & CPLGS.

LOW PRESS. HOSE & CPLGS.

C14 HOSE & CPLGS.

POLARSEAL® HOSE & CPLGS.

PWR. STG. HOSE & CPLGS.

THERMO-PLASTIC HOSE & CPLGS.

ADAPTERS

QUICK DISCONNECT CPLGS.

ACCESSORIES & ASSORTMENTS

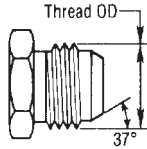
PART NUMBER INDEXES



Adapters — SAE to SAE – G60 Series


For use up to SAE 100R2 maximum working pressure.

Male JIC 37° Flare to Male JIC 37° Flare Bulkhead

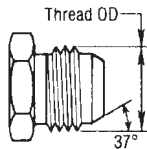


JIC 37° Male (MJ, MJLN)




Descr	#			
4MJ-4BKHD	87550	G60445-0404	7253-24505	7/16-20
5MJ-5BKHD	87551	G60445-0505	7253-24515	1/2-20
6MJ-6BKHD	87552	G60445-0606	7253-24525	9/16-18
8MJ-8BKHD	87553	G60445-0808	7253-24535	3/4-16
10MJ-10BKHD	87554	G60445-1010	7253-24545	7/8-14
12MJ-12BKHD	87555	G60445-1212	7253-24555	1-1/16-12
16MJ-16BKHD	87556	G60445-1616	7253-24565	1-5/16-12
20MJ-20BKHD	G60445-2020	G60445-2020	7253-34155	1-5/8-12
24MJ-24BKHD	G60445-2424	G60445-2424	7253-34165	1-7/8-12

Male JIC 37° Flare to Male JIC 37° Flare Bulkhead – 45°



JIC 37° Male (MJ, MJLN)



Descr	#			
4MJ-4BKHD45	G60446-0404		7253-34175	7/16-20
5MJ-5BKHD45	G60446-0505		7253-34185	1/2-20
6MJ-6BKHD45	G60446-0606		7253-34195	9/16-18
8MJ-8BKHD45	G60446-0808		7253-34205	3/4-16
10MJ-10BKHD45	G60446-1010		7253-34215	7/8-14
12MJ-12BKHD45	G60446-1212		7253-34225	1-1/16-12
16MJ-16BKHD45	G60446-1616		7253-34235	1-5/16-12

EQUIPMENT

HOSE/CPLG. SELECTION

TECH. DATA

EXT. & VERY HIGH PRESS. HOSE

GS CPLGS.

PCM CPLGS.

PCS CPLGS.

HIGH & MED. PRESS. HOSE

MEGACRIMP® CPLGS.

PC CPLGS.

FIELD ATTACHABLE CPLGS.

AIR BRAKE HOSE & CPLGS.

MEGATECH® C5 HOSE & CPLGS.

LOW PRESS. HOSE & CPLGS.

C14 HOSE & CPLGS.

POLARSEAL® HOSE & CPLGS.

PWR. STG. HOSE & CPLGS.

THERMO-PLASTIC HOSE & CPLGS.

ADAPTERS

QUICK DISCONNECT CPLGS.

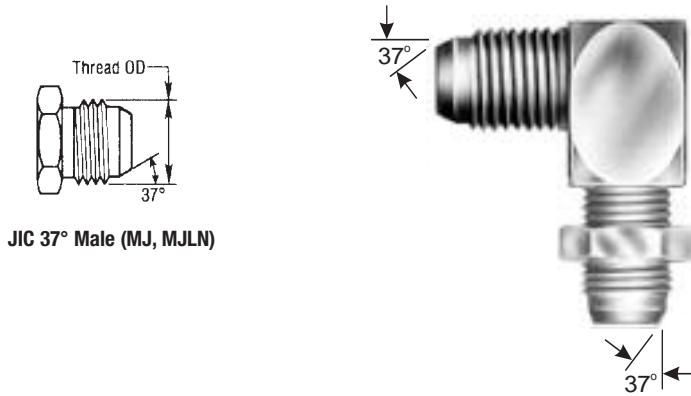
ACCESSORIES & ASSORTMENTS

PART NUMBER INDEXES

Adapters — SAE to SAE – G60 Series

For use up to SAE 100R2 maximum working pressure.

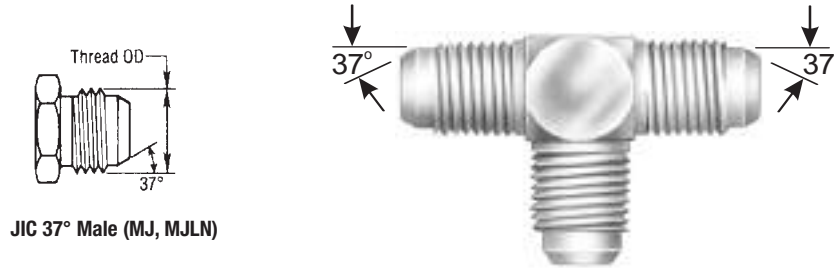
Male JIC 37° Flare to Male JIC 37° Flare Bulkhead – 90°



JIC 37° Male (MJ, MJLN)

Descr	#		
4MJ-4BKHD90	G60447-0404	7253-34255	7/16-20
5MJ-5BKHD90	G60447-0505	7253-34265	1/2-20
6MJ-6BKHD90	G60447-0606	7253-34275	9/16-18
8MJ-8BKHD90	G60447-0808	7253-34285	3/4-16
10MJ-10BKHD90	G60447-1010	7253-34295	7/8-14
12MJ-12BKHD90	G60447-1212	7253-34305	1-1/16-12
16MJ-16BKHD90	G60447-1616	7253-34315	1-5/16-12
20MJ-20BKHD90	G60447-2020	7253-34325	1-5/8-12

Male JIC 37° Flare – Tee



JIC 37° Male (MJ, MJLN)

Descr	#			
4MJ-4MJ-4MJ	87580	G60469-0404	7253-23345	7/16-20
5MJ-5MJ-5MJ	G60469-0505	G60469-0505	7253-34335	1/2-20
6MJ-6MJ-6MJ	87581	G60469-0606	7253-23355	9/16-18
6MJ-6MJ-8MJ	G60469-0608	G60469-0608	7253-34345	9/16-18
8MJ-8MJ-8MJ	87582	G60469-0808	7253-23365	3/4-16
10MJ-10MJ-10MJ	87583	G60469-1010	7253-23375	7/8-14
12MJ-12MJ-12MJ	87584	G60469-1212	7253-23385	1-1/16-12
16MJ-16MJ-16MJ	87585	G60469-1616	7253-23395	1-5/16-12
20MJ-20MJ-20MJ	87586	G60469-2020	7253-23405	1-5/8-12

EQUIPMENT

HOSE/CPLG. SELECTION

TECH. DATA

EXT. & VERY HIGH PRESS. HOSE

GS CPLGS.

PCM CPLGS.

PCS CPLGS.

HIGH & MED. PRESS. HOSE

MEGACRIMP® CPLGS.

PC CPLGS.

FIELD ATTACHABLE CPLGS.

AIR BRAKE HOSE & CPLGS.

MEGATECH® C5 HOSE & CPLGS.

LOW PRESS. HOSE & CPLGS.

C14 HOSE & CPLGS.

POLARSEAL® HOSE & CPLGS.

PWR. STG. HOSE & CPLGS.

THERMO-PLASTIC HOSE & CPLGS.

ADAPTERS

QUICK DISCONNECT CPLGS.

ACCESSORIES & ASSORTMENTS

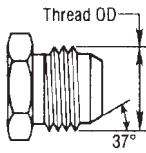
PART NUMBER INDEXES



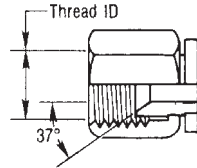
Adapters — SAE to SAE – G60 Series

For use up to SAE 100R2 maximum working pressure.

Male JIC 37° Flare on Run to Female JIC 37° Flare Swivel – Tee




JIC 37° Male (MJ, MJLN)

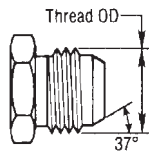


JIC 37° Flare Female (FJX)




Descr	#				
				MJ	FJX
4MJ-4MJ-4FJX	87590	G60470-0404	7253-24805	7/16-20	7/16-20
6MJ-6MJ-6FJX	87591	G60470-0606	7253-24815	9/16-18	9/16-18
8MJ-8MJ-8FJX	87592	G60470-0808	7253-24825	3/4-16	3/4-16
10MJ-10MJ-10FJX	G60470-1010	G60470-1010	7253-34405	7/8-14	7/8-14
12MJ-12MJ-12FJX	87593	G60470-1212	7253-24835	1-1/16-12	1-1/16-12
16MJ-16MJ-16FJX	87594	G60470-1616	7253-24845	1-5/16-12	1-5/16-12
20MJ-20MJ-20FJX	G60470-2020	G60470-2020	7253-34415	1-5/8-12	1-5/8-12

Male JIC 37° Flare on Run to Male JIC 37° Flare Bulkhead – Tee



JIC 37° Male (MJ, MJLN)



Descr	#		
4MJ-4MJ-4BKHD	G60471-0404	7253-34425	7/16-20
6MJ-6MJ-6BKHD	G60471-0606	7253-34445	9/16-18
8MJ-8MJ-8BKHD	G60471-0808	7253-34455	3/4-16
10MJ-10MJ-10BKHD	G60471-1010	7253-34465	7/8-14
12MJ-12MJ-12BKHD	G60471-1212	7253-34475	1-1/16-12

EQUIPMENT

HOSE/CPLG. SELECTION

TECH. DATA

EXT. & VERY HIGH PRESS. HOSE

GS CPLGS.

PCM CPLGS.

PCS CPLGS.

HIGH & MED. PRESS. HOSE

MEGACRIMP® CPLGS.

PC CPLGS.

FIELD ATTACHABLE CPLGS.

AIR BRAKE HOSE & CPLGS.

MEGATECH® C5 HOSE & CPLGS.

LOW PRESS. HOSE & CPLGS.

C14 HOSE & CPLGS.

POLARSEAL® HOSE & CPLGS.

PWR. STG. HOSE & CPLGS.

THERMO-PLASTIC HOSE & CPLGS.

ADAPTERS

QUICK DISCONNECT CPLGS.

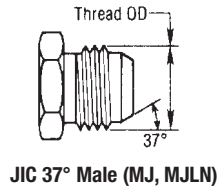
ACCESSORIES & ASSORTMENTS


PART NUMBER INDEXES

Adapters — SAE to SAE – G60 Series

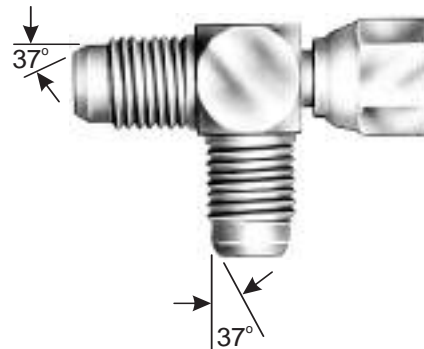
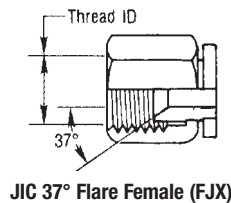
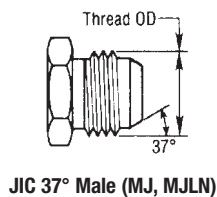
For use up to SAE 100R2 maximum working pressure.


Male JIC 37° Flare to Male JIC 37° Flare Bulkhead to Male JIC 37° Flare – Tee



Descr	#		
4MJ-4BKHD-4MJ	G60472-0404	7253-34495	7/16-20
6MJ-6BKHD-6MJ	G60472-0606	7253-34515	9/16-18
8MJ-8BKHD-8MJ	G60472-0808	7253-34525	3/4-16
10MJ-10BKHD-10MJ	G60472-1010	7253-34535	7/8-14
12MJ-12BKHD-12MJ	G60472-1212	7253-34545	1-1/16-12
16MJ-16BKHD-16MJ	G60472-1616	7253-34555	1-5/16-12

Male JIC 37° Flare to Female JIC 37° Flare Swivel to Male JIC 37° Flare – Tee



Descr	#				
				MJ	FJX
4MJ-4FJX-4MJ	87570	G60473-0404	7253-24705	7/16-20	7/16-20
6MJ-6FJX-6MJ	87572	G60473-0606	7253-24725	9/16-18	9/16-18
8MJ-8FJX-8MJ	87573	G60473-0808	7253-24735	3/4-16	3/4-16
10MJ-10FJX-10MJ	87574	G60473-1010	7253-24745	7/8-14	7/8-14
12MJ-12FJX-12MJ	87575	G60473-1212	7253-24755	1-1/16-12	1-1/16-12
16MJ-16FJX-16MJ	87576	G60473-1616	7253-24765	1-5/16-12	1-5/16-12

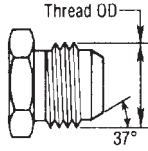
EQUIPMENT
HOSE/CPLG. SELECTION
TECH. DATA
EXT. & VERY HIGH PRESS. HOSE
GS CPLGS.
PCM CPLGS.
PCS CPLGS.
HIGH & MED. PRESS. HOSE
MEGACRIMP® CPLGS.
PC CPLGS.
FIELD ATTACHABLE CPLGS.
AIR BRAKE HOSE & CPLGS.
MEGATECH® C5 HOSE & CPLGS.
LOW PRESS. HOSE & CPLGS.
C14 HOSE & CPLGS.
POLARSEAL® HOSE & CPLGS.
PWR. STG. HOSE & CPLGS.
THERMO-PLASTIC HOSE & CPLGS.
ADAPTERS
QUICK DISCONNECT CPLGS.
ACCESSORIES & ASSORTMENTS
PART NUMBER INDEXES



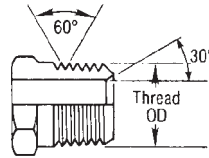
Adapters — SAE to SAE – G60 Series

For use up to SAE 100R2 maximum working pressure.

Male JIC 37° Flare to Male Pipe NPTF




JIC 37° Male (MJ, MJLN)



NPTF Solid Male (MP)



DESCR	#				
				MJ	MP (NPTF)
4MJ-2MP	86711	G60490-0402	7253-86711	7/16-20	1/8-27
4MJ-4MP	86712	G60490-0404	7253-04195	7/16-20	1/4-18
4MJ-6MP	86713	G60490-0406	7253-86713	7/16-20	3/8-18
5MJ-2MP	86714	G60490-0502	7253-86714	1/2-20	1/8-27
5MJ-4MP	86715	G60490-0504	7253-86715	1/2-20	1/4-18
5MJ-6MP	86720	G60490-0506	7253-25665	1/2-20	3/8-18
6MJ-2MP	86716	G60490-0602	7253-86716	9/16-18	1/8-27
6MJ-4MP	86717	G60490-0604	7253-25635	9/16-18	1/4-18
6MJ-6MP	86718	G60490-0606	7253-04225	9/16-18	3/8-18
6MJ-8MP	86719	G60490-0608	7253-86719	9/16-18	1/2-14
8MJ-4MP	86721	G60490-0804	7253-86721	3/4-16	1/4-18
8MJ-6MP	86722	G60490-0806	7253-86722	3/4-16	3/8-18
8MJ-8MP	86723	G60490-0808	7253-04235	3/4-16	1/2-14
8MJ-12MP	86724	G60490-0812	7253-86724	3/4-16	3/4-14
10MJ-6MP	86725	G60490-1006	7253-86725	7/8-14	3/8-18
10MJ-8MP	86726	G60490-1008	7253-25715	7/8-14	1/2-14
10MJ-12MP	86727	G60490-1012	7253-86727	7/8-14	3/4-14
12MJ-8MP	86728	G60490-1208	7253-86728	1-1/16-12	1/2-14
12MJ-12MP	86729	G60490-1212	7253-25735	1-1/16-12	3/4-14
12MJ-16MP	86731	G60490-1216	7253-86731	1-1/16-12	1-11-1/2
16MJ-12MP	86732	G60490-1612	7253-86732	1-5/16-12	3/4-14
16MJ-16MP	86733	G60490-1616	7253-04275	1-5/16-12	1-11-1/2
16MJ-20MP	G60490-1620	G60490-1620	7253-34565	1-5/16-12	1-1/4-11-1/2
20MJ-16MP	86734	G60490-2016	7253-86734	1-5/8-12	1-11-1/2
20MJ-20MP	86735	G60490-2020	7253-86735	1-5/8-12	1-1/4-11-1/2
20MJ-24MP	G60490-2024	G60490-2024	7253-34575	1-5/8-12	1-1/2-11-1/2
24MJ-20MP	G60490-2420	G60490-2420	7253-34585	1-7/8-12	1-1/4-11-1/2
24MJ-24MP	86737	G60490-2424	7253-86737	1-7/8-12	1-1/2-11-1/2
32MJ-32MP	86738	G60490-3232	7253-86738	2-1/2-12	2-11-1/2

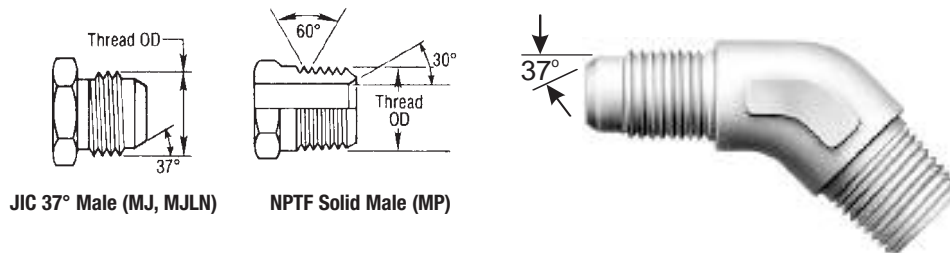
EQUIPMENT
HOSE/CPLG. SELECTION
TECH. DATA
EXT. & VERY HIGH PRESS. HOSE
GS CPLGS.
PCM CPLGS.
PCS CPLGS.
HIGH & MED. PRESS. HOSE
MEGACRIMP® CPLGS.
PC CPLGS.
FIELD ATTACHABLE CPLGS.
AIR BRAKE HOSE & CPLGS.
MEGATECH®/C5 HOSE & CPLGS.
LOW PRESS. HOSE & CPLGS.
C14 HOSE & CPLGS.
POLARSEAL® HOSE & CPLGS.
PWR. STG. HOSE & CPLGS.
THERMO-PLASTIC HOSE & CPLGS.
ADAPTERS
QUICK DISCONNECT CPLGS.
ACCESSORIES & ASSORTMENTS
PART NUMBER INDEXES



Adapters — SAE to SAE – G60 Series


For use up to SAE 100R2 maximum working pressure.

Male JIC 37° Flare to Male Pipe NPTF – 45°



JIC 37° Male (MJ, MJLN)

NPTF Solid Male (MP)

Descr	#				
				MJ	MP (NPTF)
4MJ-2MP45	86758	G60497-0402	7253-86758	7/16-20	1/8-27
4MJ-4MP45	86759	G60497-0404	7253-86759	7/16-20	1/4-18
4MJ-6MP45	G60497-0406	G60497-0406	7253-34605	7/16-20	3/8-18
5MJ-2MP45	86761	G60497-0502	7253-86761	1/2-20	1/8-27
5MJ-4MP45	86762	G60497-0504	7253-86762	1/2-20	1/4-18
6MJ-4MP45	86763	G60497-0604	7253-86763	9/16-18	1/4-18
6MJ-6MP45	86764	G60497-0606	7253-86764	9/16-18	3/8-18
6MJ-8MP45	86765	G60497-0608	7253-86765	9/16-18	1/2-14
8MJ-6MP45	86766	G60497-0806	7253-86766	3/4-16	3/8-18
8MJ-8MP45	86767	G60497-0808	7253-86767	3/4-16	1/2-14
8MJ-12MP45	86768	G60497-0812	7253-86768	3/4-16	3/4-14
10MJ-6MP45	86769	G60497-1006	7253-86769	7/8-14	3/8-18
10MJ-8MP45	86771	G60497-1008	7253-86771	7/8-14	1/2-14
12MJ-8MP45	86772	G60497-1208	7253-86772	1-1/16-12	1/2-14
12MJ-12MP45	86773	G60497-1212	7253-86773	1-1/16-12	3/4-14
16MJ-12MP45	86774	G60497-1612	7253-86774	1-5/16-12	3/4-14
16MJ-16MP45	86775	G60497-1616	7253-86775	1-5/16-12	1-11-1/2
20MJ-20MP45	86776	G60497-2020	7253-86776	1-5/8-12	1-1/4-11-1/2
24MJ-24MP45	86777	G60497-2424	7253-86777	1-7/8-12	1-1/2-11-1/2
32MJ-32MP45	86778	G60497-3232	7253-86778	2-1/2-12	2-11-1/2

EQUIPMENT

HOSE/CPLG. SELECTION

TECH. DATA

EXT. & VERY HIGH PRESS. HOSE

GS CPLGS.

PCM CPLGS.

PCS CPLGS.

HIGH & MED. PRESS. HOSE

MEGACRIMP® CPLGS.

PC CPLGS.

FIELD ATTACHABLE CPLGS.

AIR BRAKE HOSE & CPLGS.

MEGATECH™ C5 HOSE & CPLGS.

LOW PRESS. HOSE & CPLGS.

C14 HOSE & CPLGS.

POLARSEAL® HOSE & CPLGS.

PWR. STG. HOSE & CPLGS.

THERMO-PLASTIC HOSE & CPLGS.

ADAPTERS

QUICK DISCONNECT CPLGS.

ACCESSORIES & ASSORTMENTS

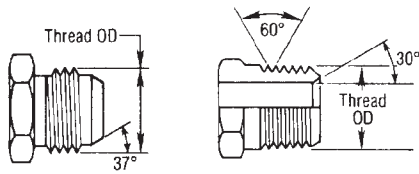
PART NUMBER INDEXES



Adapters — SAE to SAE – G60 Series


For use up to SAE 100R2 maximum working pressure.


Male JIC 37° Flare to Male Pipe NPTF – 90°



JIC 37° Male (MJ, MJLN)

NPTF Solid Male (MP)



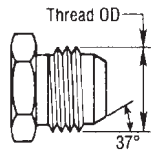
DESCR	#				
				MJ	MP (NPTF)
2MJ-2MP90	86779	G60499-0202	7253-86779	5/16-24	1/8-27
4MJ-2MP90	86781	G60499-0402	7253-86781	7/16-20	1/8-27
4MJ-4MP90	86782	G60499-0404	7253-86782	7/16-20	1/4-18
4MJ-6MP90	G60499-0406	G60499-0406	7253-34645	7/16-20	3/8-18
5MJ-2MP90	86783	G60499-0502	7253-86783	1/2-20	1/8-27
5MJ-4MP90	86784	G60499-0504	7253-86784	1/2-20	1/4-18
5MJ-6MP90	G60499-0506	G60499-0506	7253-34655	1/2-20	3/8-18
6MJ-2MP90	86785	G60499-0602	7253-86785	9/16-18	1/8-27
6MJ-4MP90	86786	G60499-0604	7253-28385	9/16-18	1/4-18
6MJ-6MP90	86787	G60499-0606	7253-28185	9/16-18	3/8-18
6MJ-8MP90	86788	G60499-0608	7253-86788	9/16-18	1/2-14
8MJ-4MP90	86789	G60499-0804	7253-86789	3/4-16	1/4-18
8MJ-6MP90	86791	G60499-0806	7253-86791	3/4-16	3/8-18
8MJ-8MP90	86792	G60499-0808	7253-28205	3/4-16	1/2-14
8MJ-12MP90	86793	G60499-0812	7253-86793	3/4-16	3/4-14
10MJ-6MP90	86794	G60499-1006	7253-86794	7/8-14	3/8-18
10MJ-8MP90	86795	G60499-1008	7253-28375	7/8-14	1/2-14
10MJ-12MP90	86796	G60499-1012	7253-86796	7/8-14	3/4-14
12MJ-8MP90	86797	G60499-1208	7253-86797	1-1/16-12	1/2-14
12MJ-12MP90	86798	G60499-1212	7253-04475	1-1/16-12	3/4-14
12MJ-16MP90	G60499-1216	G60499-1216	7253-34665	1-1/16-12	1-11-1/2
16MJ-12MP90	86799	G60499-1612	7253-86799	1-5/16-12	3/4-14
16MJ-16MP90	86801	G60499-1616	7253-28405	1-5/16-12	1-11-1/2
16MJ-20MP90	G60499-1620	G60499-1620	7253-34675	1-5/16-12	1-1/4-11-1/2
20MJ-16MP90	86802	G60499-2016	7253-86802	1-5/8-12	1-11-1/2
20MJ-20MP90	86803	G60499-2020	7253-86803	1-5/8-12	1-1/4-11-1/2
20MJ-24MP90	G60499-2024	G60499-2024	7253-34685	1-5/8-12	1-1/2-11-1/2
24MJ-20MP90	G60499-2420	G60499-2420	7253-34695	1-7/8-12	1-1/4-11-1/2
24MJ-24MP90	86804	G60499-2424	7253-86804	1-7/8-12	1-1/2-11-1/2
32MJ-32MP90	86805	G60499-3232	7253-86805	2-1/2-12	2-11-1/2

EQUIPMENT
HOSE/CPLG. SELECTION
TECH. DATA
EXT. & VERY HIGH PRESS. HOSE
GS CPLGS.
PCM CPLGS.
PCS CPLGS.
HIGH & MED. PRESS. HOSE
MEGACRIMP® CPLGS.
PC CPLGS.
FIELD ATTACHABLE CPLGS.
AIR BRAKE HOSE & CPLGS.
MEGATECH®/C5 HOSE & CPLGS.
LOW PRESS. HOSE & CPLGS.
C14 HOSE & CPLGS.
POLARSEAL® HOSE & CPLGS.
PWR. STG. HOSE & CPLGS.
THERMO-PLASTIC HOSE & CPLGS.
ADAPTERS
QUICK DISCONNECT CPLGS.
ACCESSORIES & ASSORTMENTS
PART NUMBER INDEXES

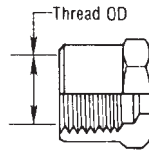
Adapters — SAE to SAE – G60 Series

For use up to SAE 100R2 maximum working pressure.

Male JIC 37° Flare to Female Pipe NPTF




JIC 37° Male (MJ, MJLN)



NPTF or NPSF Solid Female (FP)



Descr	#				
				MJ	FP (NPTF)
4MJ-2FP	86741	G60510-0402	7253-86741	7/16-20	1/8-27
4MJ-4FP	86742	G60510-0404	7253-86742	7/16-20	1/4-18
5MJ-2FP	86743	G60510-0502	7253-86743	1/2-20	1/8-27
5MJ-4FP	86744	G60510-0504	7253-86744	1/2-20	1/4-18
6MJ-4FP	86745	G60510-0604	7253-86745	9/16-18	1/4-18
6MJ-6FP	86746	G60510-0606	7253-86746	9/16-18	3/8-18
8MJ-6FP	86747	G60510-0806	7253-86747	3/4-16	3/8-18
8MJ-8FP	86748	G60510-0808	7253-86748	3/4-16	1/2-14
10MJ-6FP	G60510-1006	G60510-1006	7253-34735	7/8-14	3/8-18
10MJ-8FP	86749	G60510-1008	7253-86749	7/8-14	1/2-14
12MJ-8FP	G60510-1208	G60510-1208	7253-34755	1-1/16-12	1/2-14
12MJ-12FP	86751	G60510-1212	7253-86751	1-1/16-12	3/4-14
16MJ-16FP	86752	G60510-1616	7253-86752	1-5/16-12	1-11-1/2
20MJ-20FP	86753	G60510-2020	7253-25925	1-5/8-12	1-1/4-11-1/2
24MJ-24FP	86754	G60510-2424	7253-25935	1-7/8-12	1-1/2-11-1/2
32MJ-32FP	G60510-3232	G60510-3232	7253-34775	2-1/2-12	2-11-1/2

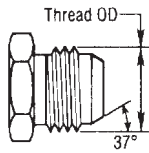
- EQUIPMENT
- HOSE/CPLG. SELECTION
- TECH. DATA
- EXT. & VERY HIGH PRESS. HOSE
- GS CPLGS.
- PCM CPLGS.
- PCS CPLGS.
- HIGH & MED. PRESS. HOSE
- MEGACRIMP® CPLGS.
- PC CPLGS.
- FIELD ATTACHABLE CPLGS.
- AIR BRAKE HOSE & CPLGS.
- MEGATECH® C5 HOSE & CPLGS.
- LOW PRESS. HOSE & CPLGS.
- C14 HOSE & CPLGS.
- POLARSEAL® HOSE & CPLGS.
- PWR. STG. HOSE & CPLGS.
- THERMO-PLASTIC HOSE & CPLGS.
- ADAPTERS
- QUICK DISCONNECT CPLGS.
- ACCESSORIES & ASSORTMENTS
- PART NUMBER INDEXES



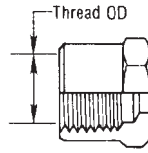
Adapters — SAE to SAE – G60 Series

For use up to SAE 100R2 maximum working pressure.


Male JIC 37° Flare to Female Pipe NPTF – 90°




JIC 37° Male (MJ, MJLN)

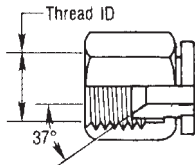


NPTF or NPSF Solid Female (FP)

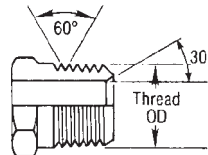


Descr	#				
				MJ	FP (NPTF)
4MJ-2FP90	87640	G60514-0402	7253-25105	7/16-20	1/8-27
4MJ-4FP90	G60514-0404	G60514-0404	7253-34785	7/16-20	1/4-18
5MJ-4FP90	G60514-0504	G60514-0504	7253-34805	1/2-20	1/4-18
6MJ-4FP90	87641	G60514-0604	7253-25115	9/16-18	1/4-18
6MJ-6FP90	G60514-0606	G60514-0606	7253-34825	9/16-18	3/8-18
8MJ-6FP90	87642	G60514-0806	7253-25125	3/4-16	3/8-18
8MJ-8FP90	G60514-0808	G60514-0808	7253-34835	3/4-16	1/2-14
10MJ-8FP90	87643	G60514-1008	7253-25135	7/8-14	1/2-14
12MJ-12FP90	87644	G60514-1212	7253-25145	1-1/16-12	3/4-14
16MJ-16FP90	87645	G60514-1616	7253-25155	1-5/16-12	1-11-1/2

Female JIC 37° Flare Swivel to Male Pipe NPTF




JIC 37° Flare Female (FJX)



NPTF Solid Male (MP)

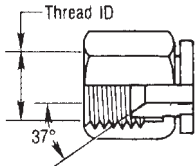


Descr	#			
			FJX	MP (NPTF)
4FJX-2MP	G60520-0402	7253-34865	7/16-20	1/8-27
4FJX-4MP	G60520-0404	7253-34875	7/16-20	1/4-18
6FJX-4MP	G60520-0604	7253-34885	9/16-18	1/4-18
6FJX-6MP	G60520-0606	7253-34895	9/16-18	3/8-18
8FJX-6MP	G60520-0806	7253-34905	3/4-16	3/8-18
8FJX-8MP	G60520-0808	7253-34915	3/4-16	1/2-14
12FJX-12MP	G60520-1212	7253-34925	1-1/16-12	3/4-14
16FJX-16MP	G60520-1616	7253-34935	1-5/16-12	1-11-1/2
20FJX-20MP	G60520-2020	7253-34945	1-5/8-12	1-1/4-11-1/2

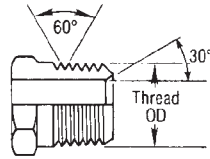
Adapters — SAE to SAE – G60 Series

For use up to SAE 100R2 maximum working pressure.

Female JIC 37° Flare Swivel to Male Pipe NPTF – 90°




JIC 37° Flare Female (FJX)

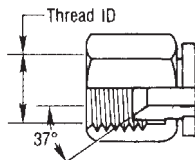


NPTF Solid Male (MP)

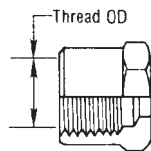


Descr	#			
			FJX	MP (NPTF)
4FJX-2MP90	G60524-0402	7253-34955	7/16-20	1/8-27
6FJX-4MP90	G60524-0604	7253-34965	9/16-18	1/4-18
6FJX-6MP90	G60524-0606	7253-34975	9/16-18	3/8-18
8FJX-6MP90	G60524-0806	7253-34985	3/4-16	3/8-18
8FJX-8MP90	G60524-0808	7253-34995	3/4-16	1/2-14
10FJX-8MP90	G60524-1008	7253-35015	7/8-14	1/2-14
12FJX-12MP90	G60524-1212	7253-35025	1-1/16-12	3/4-14
16FJX-16MP90	G60524-1616	7253-35285	1-5/16-12	1-11-1/2
24FJX-24MP90	G60524-2424	7253-35035	1-7/8-12	1-1/2-11-1/2

Female JIC 37° Flare Swivel to Female Pipe NPTF




JIC 37° Flare Female (FJX)



NPTF or NPSF Solid Female (FP)



Descr	#			
			FJX	FP (NPTF)
4FJX-2FP	G60530-0402	7253-35045	7/16-20	1/8-27
4FJX-4FP	G60530-0404	7253-35055	7/16-20	1/4-18
6FJX-6FP	G60530-0606	7253-35075	9/16-18	3/8-18
8FJX-6FP	G60530-0806	7253-35095	3/4-16	3/8-18
8FJX-8FP	G60530-0808	7253-35105	3/4-16	1/2-14
10FJX-8FP	G60530-1008	7253-35115	7/8-14	1/2-14
12FJX-12FP	G60530-1212	7253-35125	1-1/16-12	3/4-14
16FJX-16FP	G60530-1616	7253-35135	1-5/16-12	1-11-1/2
20FJX-20FP	G60530-2020	7253-35145	1-5/8-12	1-1/4-11-1/2

EQUIPMENT

HOSE/CPLG. SELECTION

TECH. DATA

EXT. & VERY HIGH PRESS. HOSE

GS CPLGS.

PCM CPLGS.

PCS CPLGS.

HIGH & MED. PRESS. HOSE

MEGACRIMP® CPLGS.

PC CPLGS.

FIELD ATTACHABLE CPLGS.

AIR BRAKE HOSE & CPLGS.

MEGATECH® C5 HOSE & CPLGS.

LOW PRESS. HOSE & CPLGS.

C14 HOSE & CPLGS.

POLARSEAL® HOSE & CPLGS.

PWR. STG. HOSE & CPLGS.

THERMO-PLASTIC HOSE & CPLGS.

ADAPTERS

QUICK DISCONNECT CPLGS.

ACCESSORIES & ASSORTMENTS

PART NUMBER INDEXES



The World's Most Trusted Name in Belts, Hose and Hydraulics.

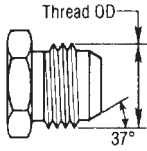
www.gates.com

L33

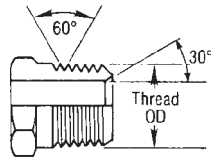
Adapters — SAE to SAE – G60 Series

For use up to SAE 100R2 maximum working pressure.

Male JIC 37° Flare Bulkhead to Male Pipe NPTF




JIC 37° Male (MJ, MJLN)

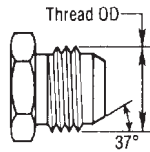


NPTF Solid Male (MP)

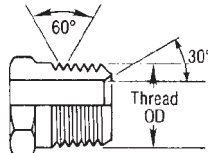


Descr	#				
				MJ	MP (NPTF)
4MJBKHD-4MP	G60541-0404		7253-35155	7/16-20	1/4-18
6MJBKHD-4MP	G60541-0604		7253-35165	9/16-18	1/4-18
8MJBKHD-6MP	G60541-0806		7253-35175	3/4-16	3/8-18
10MJBKHD-8MP	G60541-1008		7253-35185	7/8-14	1/2-14
12MJBKHD-12MP	G60541-1212		7253-35195	1-1/16-12	3/4-14
16MJBKHD-16MP	G60541-1616		7253-35205	1-5/16-12	1-11-1/2

Male JIC 37° Flare on Run to Male Pipe NPTF – Tee




JIC 37° Male (MJ, MJLN)



NPTF Solid Male (MP)

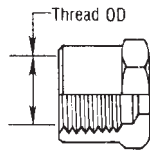


Descr	#				
				MJ	MP (NPTF)
4MJ-4MJ-2MP	87600	G60551-0402	7253-23415	7/16-20	1/8-27
4MJ-4MJ-4MP	G60551-0404	G60551-0404	7253-35215	7/16-20	1/4-18
5MJ-5MJ-4MP	G60551-0504	G60551-0504	7253-35225	1/2-20	1/4-18
6MJ-6MJ-4MP	87601	G60551-0604	7253-23425	9/16-18	1/4-18
6MJ-6MJ-6MP	G60551-0606	G60551-0606	7253-35235	9/16-18	3/8-18
6MJ-6MJ-8MP	G60551-0608	G60551-0608	7253-35245	9/16-18	1/2-14
8MJ-8MJ-6MP	87602	G60551-0806	7253-23435	3/4-16	3/8-18
8MJ-8MJ-8MP	G60551-0808	G60551-0808	7253-35255	3/4-16	1/2-14
10MJ-10MJ-8MP	87603	G60551-1008	7253-23445	7/8-14	1/2-14
12MJ-12MJ-12MP	87604	G60551-1212	7253-23455	1-1/16-12	3/4-14
16MJ-16MJ-16MP	87605	G60551-1616	7253-23465	1-5/16-12	1-11-1/2
20MJ-20MJ-20MP	G60551-2020	G60551-2020	7253-35265	1-5/8-12	1-1/4-11-1/2

Adapters — SAE to SAE (Brass) — G60 Series

For use up to SAE 100R5 maximum working pressure.
 Note: Gates does not recommend mixing metal types in any application.

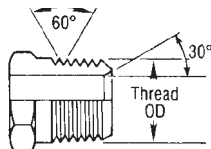
Female Pipe Cap — Brass*



NPTF or NPSF Solid Female (FP)

Descr	#		
2FPB-CAP	G60600-0002	7253-66255	1/8-27
4FPB-CAP	G60600-0004	7253-66265	1/4-18
6FPB-CAP	G60600-0006	7253-66275	3/8-18
8FPB-CAP	G60600-0008	7253-66285	1/2-14
12FPB-CAP	G60600-0012	7253-66295	3/4-14

Male Pipe NPTF Plug — Brass*



NPTF Solid Male (MP)

Descr	#		
2MPB-PLUG	G60601-0002	7253-66305	1/8-27
4MPB-PLUG	G60601-0004	7253-66315	1/4-18
6MPB-PLUG	G60601-0006	7253-66325	3/8-18
8MPB-PLUG	G60601-0008	7253-66335	1/2-14
12MPB-PLUG	G60601-0012	7253-66345	3/4-14

* Brass Grade CA 380.

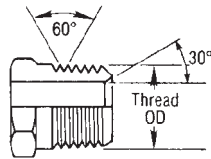


- EQUIPMENT
- HOSE/CPLG. SELECTION
- TECH. DATA
- EXT. & VERY HIGH PRESS. HOSE
- GS CPLGS.
- PCM CPLGS.
- PCS CPLGS.
- HIGH & MED. PRESS. HOSE
- MEGACRIMP® CPLGS.
- PC CPLGS.
- FIELD ATTACHABLE CPLGS.
- AIR BRAKE HOSE & CPLGS.
- MEGATECH® C5 HOSE & CPLGS.
- LOW PRESS. HOSE & CPLGS.
- C14 HOSE & CPLGS.
- POLARSEAL® HOSE & CPLGS.
- PWR. STG. HOSE & CPLGS.
- THERMO-PLASTIC HOSE & CPLGS.
- ADAPTERS
- QUICK DISCONNECT CPLGS.
- ACCESSORIES & ASSORTMENTS
- PART NUMBER INDEXES


Adapters — SAE to SAE (Brass) – G60 Series

For use up to SAE 100R5 maximum working pressure.
 Note: Gates does not recommend mixing metal types in any application.

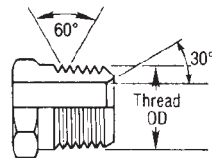
Male Pipe NPTF to Male Pipe NPTF – Brass*




NPTF Solid Male (MP)

Descr	#			
			MP (NPTF)	MP (NPTF)
2MP-2MPB	G60605-0202	7253-66355	1/8-27	1/8-27
2MP-4MPB	G60605-0204	7253-66365	1/8-27	1/4-18
2MP-6MPB	G60605-0206	7253-66375	1/8-27	3/8-18
4MP-4MPB	G60605-0404	7253-66385	1/4-18	1/4-18
4MP-6MPB	G60605-0406	7253-66395	1/8-27	3/8-18
4MP-8MPB	G60605-0408	7253-66405	3/8-18	1/2-14
6MP-6MPB	G60605-0606	7253-66415	3/8-18	3/8-18
6MP-8MPB	G60605-0608	7253-66425	1/8-27	1/2-14
8MP-8MPB	G60605-0808	7253-66435	1/2-14	1/2-14
8MP-12MPB	G60605-0812	7253-66445	1/2-14	3/4-14
12MP-12MPB	G60605-1212	7253-66455	3/4-14	3/4-14

Male Pipe NPTF to Male Pipe NPTF – Brass* – 90°



NPTF Solid Male (MP)

Descr	#			
			MP (NPTF)	MP (NPTF)
2MP-2MPB90	G60610-0202	7253-66515	1/8-27	1/8-27
2MP-4MPB90	G60610-0204	7253-66525	1/8-27	1/4-18
2MP-6MPB90	G60610-0206	7253-66535	1/8-27	3/8-18
4MP-4MPB90	G60610-0404	7253-66545	1/4-18	1/4-18
4MP-6MPB90	G60610-0406	7253-66555	1/4-18	1/4-18
6MP-6MPB90	G60610-0606	7253-66565	3/8-18	3/8-18
6MP-8MPB90	G60610-0608	7253-66575	3/8-18	3/8-18
8MP-8MPB90	G60610-0808	7253-66585	1/2-14	1/2-14

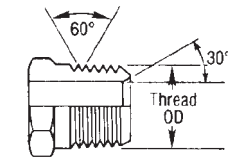
* Brass Grade CA 380.

Adapters — SAE to SAE (Brass) – G60 Series




For use up to SAE 100R5 maximum working pressure.
 Note: Gates does not recommend mixing metal types in any application.

Male Pipe NPTF – Brass* – Tee

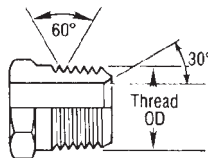


NPTF male
 NPTF Solid Male (MP)

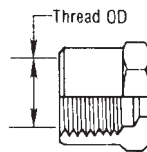


Descr	#			
			MP (NPTF)	
2MP-2MP-2MPB	G60612-0202	7253-66595	1/8–27	
4MP-4MP-4MPB	G60612-0404	7253-66605	1/4–18	
6MP-6MP-6MPB	G60612-0606	7253-66615	3/8–18	
8MP-8MP-8MPB	G60612-0808	7253-66625	1/2–14	
12MP-12MP-12MPB	G60612-1212	7253-66635	3/4–14	

Male Pipe NPTF to Female Pipe NPTF – Brass*




NPTF Solid Male (MP)



NPTF or NPSF Solid Female (FP)



Descr	#			
			MP (NPTF)	FP (NPTF)
2MP-2FPB	G60615-0202	7253-66645	1/8–27	1/8–27
2MP-4FPB	G60615-0204	7253-66655	1/8–27	1/4–18
2MP-6FPB	G60615-0206	7253-66665	1/8–27	3/8–18
4MP-2FPB	G60614-0402	7253-66675	1/4–18	1/8–27
4MP-4FPB	G60615-0404	7253-66685	1/4–18	1/4–18
4MP-6FPB	G60615-0406	7253-66695	1/4–18	3/8–18
4MP-8FPB	G60615-0408	7253-66705	1/4–18	1/2–14
6MP-2FPB	G60614-0602	7253-66715	3/8–18	1/8–27
6MP-4FPB	G60614-0604	7253-66725	3/8–18	1/4–18
6MP-6FPB	G60615-0606	7253-66735	3/8–18	3/8–18
6MP-8FPB	G60615-0608	7253-66745	3/8–18	1/2–14
8MP-2FPB	G60614-0802	7253-66755	1/2–14	1/4–18
8MP-4FPB	G60614-0804	7253-66765	1/2–14	1/8–27
8MP-6FPB	G60614-0806	7253-66775	1/2–14	3/8–18
8MP-8FPB	G60615-0808	7253-66785	1/2–14	1/2–14
8MP-12FPB	G60615-0812	7253-66795	1/2–14	3/4–14
12MP-6FPB	G60614-1206	7253-66805	3/4–14	3/8–18
12MP-8FPB	G60614-1208	7253-66815	3/4–14	1/2–14
12MP-12FPB	G60615-1212	7253-66825	3/4–14	3/4–14

* Brass Grade CA 380.



The World's Most Trusted Name in Belts, Hose and Hydraulics.

www.gates.com

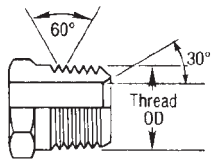
L37

- EQUIPMENT
- HOSE/CPLG. SELECTION
- TECH. DATA
- EXT. & VERY HIGH PRESS. HOSE
- GS CPLGS.
- PCM CPLGS.
- PCS CPLGS.
- HIGH & MED. PRESS. HOSE
- MEGACRIMP® CPLGS.
- PC CPLGS.
- FIELD ATTACHABLE CPLGS.
- AIR BRAKE HOSE & CPLGS.
- MEGATECH® C5 HOSE & CPLGS.
- LOW PRESS. HOSE & CPLGS.
- C14 HOSE & CPLGS.
- POLARSEAL® HOSE & CPLGS.
- PWR. STG. HOSE & CPLGS.
- THERMO-PLASTIC HOSE & CPLGS.
- ADAPTERS
- QUICK DISCONNECT CPLGS.
- ACCESSORIES & ASSORTMENTS
- PART NUMBER INDEXES

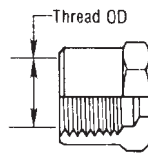
Adapters — SAE to SAE (Brass) – G60 Series

For use up to SAE 100R5 maximum working pressure.
 Note: Gates does not recommend mixing metal types in any application.

Male Pipe NPTF to Female Pipe NPTF – Brass* – 90°




NPTF Solid Male (MP)

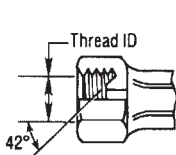


NPTF or NPSF Solid Female (FP)

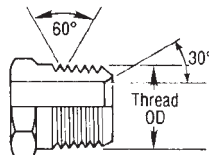


Descr	#			
			MP (NPTF)	FP (NPTF)
2MP-2FPB90	G60620-0202	7253-66835	1/8-27	1/8-27
2MP-4FPB90	G60620-0204	7253-66845	1/8-27	1/4-18
4MP-2FPB90	G60620-0402	7253-66855	1/4-18	1/8-27
4MP-4FPB90	G60620-0404	7253-66865	1/4-18	1/4-18
4MP-6FPB90	G60620-0406	7253-66875	1/4-18	3/8-18
6MP-4FPB90	G60620-0604	7253-66885	3/8-18	1/4-18
6MP-6FPB90	G60620-0606	7253-66895	3/8-18	3/8-18
6MP-8FPB90	G60620-0608	7253-66905	3/8-18	1/2-14
8MP-6FPB90	G60620-0806	7253-66915	1/2-14	3/8-18
8MP-8FPB90	G60620-0808	7253-66925	1/2-14	1/2-14
12MP-12FPB90	G60620-1212	7253-66935	3/4-14	3/4-14

Male Pipe NPTF to Female Inverted – Brass*




SAE Inverted Flare Solid Female



NPTF Solid Male (MP)



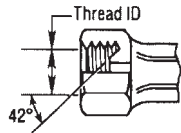
Descr	#			
			FI	MP (NPTF)
2MP-2FI	G60625-0202	7253-69075	5/16-28	1/8-27
2MP-3FI	G60625-0203	7253-69085	3/8-24	1/8-27
2MP-4FI	G60625-0204	7253-69095	7/16-24	1/8-27
4MP-4FI	G60625-0404	7253-69105	7/16-24	1/4-18
2MP-5FI	G60625-0205	7253-69115	1/2-20	1/8-27
4MP-5FI	G60625-0405	7253-69125	1/2-20	1/4-18
2MP-6FI	G60625-0206	7253-69135	5/8-18	1/8-27
4MP-6FI	G60625-0406	7253-69145	5/8-18	1/4-18
6MP-6FI	G60625-0606	7253-69155	5/8-18	3/8-18
4MP-8FI	G60525-0408	7253-69165	3/4-18	1/4-18
6MP-8FI	G60625-0608	7253-69175	3/4-18	3/8-18
8MP-8FI	G60625-0808	7253-69185	3/4-18	1/2-14
8MP-10FI	G60625-0810	7253-69195	7/8-18	1/2-14

* Brass Grade CA 380.

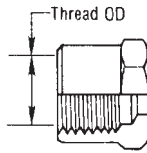
Adapters — SAE to SAE (Brass) – G60 Series

For use up to SAE 100R5 maximum working pressure.
 Note: Gates does not recommend mixing metal types in any application.


Female Pipe NPTF to Female Inverted – Brass*



SAE Inverted Flare Solid Female

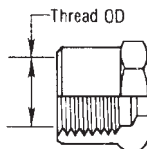


NPTF or NPSF Solid Female (FP)




Descr	#			
			FI (NPTF)	FP (NPTF)
2FP-3FI	G60630-0203	7253-69205	3/8-24	1/8-27
2FP-4FI	G60630-0204	7253-69215	7/16-24	1/8-27
4FP-4FI	G60630-0404	7253-69225	7/16-24	1/4-18
2FP-5FI	G60630-0205	7253-69235	1/2-20	1/8-27
4FP-6FI	G60630-0406	7253-69245	5/8-18	1/4-18
6FP-8FI	G60630-0608	7253-69255	3/4-18	3/8-18
8FP-10FI	G60630-0810	7253-69265	7/8-18	1/2-14

Female Pipe NPTF to Female Pipe NPTF – Brass*



NPTF or NPSF Solid Female (FP)



Descr	#			
			FP (NPTF)	FP (NPTF)
2FP-2FPB	G60631-0202	7253-66945	1/8-27	1/8-27
4FP-2FPB	G60631-0402	7253-66955	1/4-18	1/8-27
4FP-4FPB	G60631-0404	7253-66965	1/4-18	1/4-18
6FP-2FPB	G60631-0602	7253-66975	3/8-18	1/8-27
6FP-4FPB	G60631-0604	7253-66985	3/8-18	1/4-18
6FP-6FPB	G60631-0606	7253-66995	3/8-18	3/8-18
8FP-6FPB	G60631-0806	7253-67005	1/2-14	3/8-18
8FP-8FPB	G60631-0808	7253-67015	1/2-14	1/2-14
12FP-8FPB	G60631-1208	7253-67025	3/4-14	1/2-14
12FP-12FPB	G60631-1212	7253-67035	3/4-14	3/4-14

* Brass Grade CA 380.

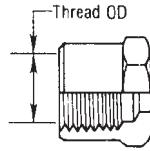


- EQUIPMENT
- HOSE/CPLG. SELECTION
- TECH. DATA
- EXT. & VERY HIGH PRESS. HOSE
- GS CPLGS.
- PCM CPLGS.
- PCS CPLGS.
- HIGH & MED. PRESS. HOSE
- MEGACRIMP® CPLGS.
- PC CPLGS.
- FIELD ATTACHABLE CPLGS.
- AIR BRAKE HOSE & CPLGS.
- MEGATECH® C5 HOSE & CPLGS.
- LOW PRESS. HOSE & CPLGS.
- C14 HOSE & CPLGS.
- POLARSEAL® HOSE & CPLGS.
- PWR. STG. HOSE & CPLGS.
- THERMO-PLASTIC HOSE & CPLGS.
- ADAPTERS
- QUICK DISCONNECT CPLGS.
- ACCESSORIES & ASSORTMENTS
- PART NUMBER INDEXES


Adapters — SAE to SAE (Brass) – G60 Series

For use up to SAE 100R5 maximum working pressure.
 Note: Gates does not recommend mixing metal types in any application.

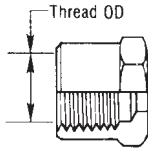
Female Pipe NPTF to Female Pipe Swivel NPSM – Brass*




NPTF or NPSF Solid Female (FP)

Descr	#		
2FP-2FPXB	G60632-0202	7253-67045	1/8-27
4FP-4FPXB	G60632-0404	7253-67055	1/4-18
6FP-6FPXB	G60632-0606	7253-67065	3/8-18
8FP-8FPXB	G60632-0808	7253-67075	1/2-14
12FP-12FPXB	G60632-1212	7253-67085	3/4-14

Female Pipe NPTF to Female Pipe NPTF – Brass* – 45°



NPTF or NPSF Solid Female (FP)

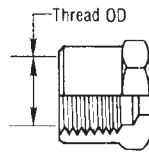
Descr	#		
			FP (NPTF)
2FP-2FPB45	G60635-0202	7253-66465	1/8-27
4FP-4FPB45	G60635-0404	7253-66475	1/4-18
6FP-6FPB45	G60635-0606	7253-66485	3/8-18
8FP-8FPB45	G60635-0808	7253-66495	1/2-14
12FP-12FPB45	G60635-1212	7253-66505	3/4-14

* Brass Grade CA 380.

Adapters — SAE to SAE (Brass) – G60 Series


For use up to SAE 100R5 maximum working pressure.
 Note: Gates does not recommend mixing metal types in any application.

Female Pipe NPTF to Female Pipe NPTF – Brass* – 90°

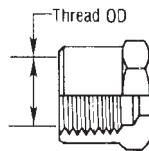


NPTF or NPSF Solid Female (FP)




Descr	#			
			FP (NPTF)	FP (NPTF)
2FP-2FPB90	G60637-0202	7253-67095	1/8-27	1/8-27
2FP-4FPB90	G60637-0204	7253-67105	1/8-27	1/4-18
4FP-4FPB90	G60637-0404	7253-67115	1/4-18	1/4-18
4FP-6FPB90	G60637-0406	7253-67125	1/4-18	3/8-18
6FP-6FPB90	G60637-0606	7253-67135	3/8-18	3/8-18
6FP-8FPB90	G60637-0608	7253-67145	3/8-18	1/2-14
8FP-8FPB90	G60637-0808	7253-67155	1/2-14	1/2-14
12FP-12FPB90	G60637-1212	7253-67165	3/4-14	3/4-14

Female Pipe NPTF – Brass* – Tee



NPTF or NPSF Solid Female (FP)



Descr	#			
			FP (NPTF)	FP (NPTF)
2FP-2FP-2FPB	G60640-0202	7253-67175	1/8-27	1/8-27
2FP-2FP-4FPB	G60640-0204	7253-67185	1/8-27	1/4-18
4FP-4FP-2FPB	G60640-0402	7253-67195	1/4-18	1/8-27
4FP-4FP-4FPB	G60640-0404	7253-67205	1/4-18	1/4-18
6FP-6FP-4FPB	G60640-0604	7253-67215	3/8-18	1/4-18
6FP-6FP-6FPB	G60640-0606	7253-67225	3/8-18	3/8-18
8FP-8FP-6FPB	G60640-0806	7253-67235	1/2-14	3/8-18
8FP-8FP-8FPB	G60640-0808	7253-67245	1/2-14	1/2-14
12FP-12FP-8FPB	G60640-1208	7253-67255	3/4-14	1/2-14
12FP-12FP-12FPB	G60640-1212	7253-67265	3/4-14	3/4-14

* Brass Grade CA 380.

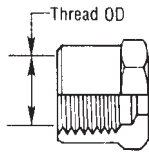


- EQUIPMENT
- HOSE/CPLG. SELECTION
- TECH. DATA
- EXT. & VERY HIGH PRESS. HOSE
- GS CPLGS.
- PCM CPLGS.
- PCS CPLGS.
- HIGH & MED. PRESS. HOSE
- MEGACRIMP® CPLGS.
- PC CPLGS.
- FIELD ATTACHABLE CPLGS.
- AIR BRAKE HOSE & CPLGS.
- MEGATECH® C5 HOSE & CPLGS.
- LOW PRESS. HOSE & CPLGS.
- C14 HOSE & CPLGS.
- POLARSEAL® HOSE & CPLGS.
- PWR. STG. HOSE & CPLGS.
- THERMO-PLASTIC HOSE & CPLGS.
- ADAPTERS
- QUICK DISCONNECT CPLGS.
- ACCESSORIES & ASSORTMENTS
- PART NUMBER INDEXES

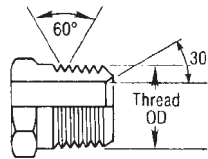
Adapters — SAE to SAE (Brass) – G60 Series

For use up to SAE 100R5 maximum working pressure.
 Note: Gates does not recommend mixing metal types in any application.

Female Pipe NPTF to Male Pipe NPTF to Female Pipe NPTF – Brass*




NPTF or NPSF Solid Female (FP)

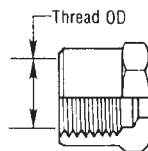


NPTF Solid Male (MP)

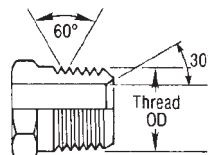


Descr	#			
			FP (NPTF)	MP (NPTF)
2FP-2MP-2FPB	G60641-0202	7253-67275	1/8-27	1/8-27
4FP-4MP-4FPB	G60641-0404	7253-67285	1/4-18	1/4-18
6FP-6MP-6FPB	G60641-0606	7253-67295	3/8-18	3/8-18
8FP-8MP-8FPB	G60641-0808	7253-67305	1/2-14	1/2-14
12FP-12MP-12FPB	G60641-1212	7253-67315	3/4-14	3/4-14

Female Pipe NPTF on Run to Male Pipe NPTF – Brass* - Tee




NPTF or NPSF Solid Female (FP)



NPTF Solid Male (MP)



Descr	#			
			FP (NPTF)	MP (NPTF)
2FP-2FP-2MPB	G60642-0202	7253-67325	1/8-27	1/8-27
4FP-4FP-4MPB	G60642-0404	7253-67335	1/4-18	1/4-18
6FP-6FP-6MPB	G60642-0606	7253-67345	3/8-18	3/8-18
8FP-8FP-8MPB	G60642-0808	7253-67355	1/2-14	1/2-14
12FP-12FP-12MPB	G60642-1212	7253-67365	3/4-14	3/4-14

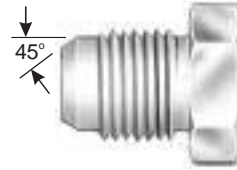
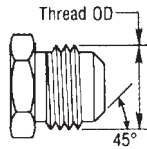
* Brass Grade CA 380.




Adapters — SAE to SAE (Brass) — G60 Series

For use up to SAE 100R5 maximum working pressure.
 Note: Gates does not recommend mixing metal types in any application.

Female SAE 45° Flare Cap — Brass*




SAE 45° Flare Male (MS)

Descr	#		
3FS-CAP	G60643-0003	7253-67375	3/8-24
4FS-CAP	G60643-0004	7253-67385	7/16-20
5FS-CAP	G60643-0005	7253-67395	1/2-20
6FS-CAP	G60643-0006	7253-67405	5/8-18
8FS-CAP	G60643-0008	7253-67415	11/16-24
10FS-CAP	G60643-0010	7253-67425	7/8-14
12FS-CAP	G60643-0012	7253-67435	1 1/16-14

Male SAE Plug — Brass*



Descr	#		
3MS-PLUG	G60644-0003	7253-67445	3/8-24
4MS-PLUG	G60644-0004	7253-67455	7/16-20
5MS-PLUG	G60644-0005	7253-67465	1/2-20
6MS-PLUG	G60644-0006	7253-67475	5/8-18
8MS-PLUG	G60644-0008	7253-67485	11/16-24
10MS-PLUG	G60644-0010	7253-67495	7/8-14
12MS-PLUG	G60644-0012	7253-67505	1 1/16-14

* Brass Grade CA 380.

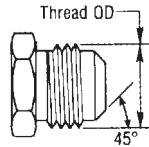


EQUIPMENT
HOSE/CPLG. SELECTION
TECH. DATA
EXT. & VERY HIGH PRESS. HOSE
GS CPLGS.
PCM CPLGS.
PCS CPLGS.
HIGH & MED. PRESS. HOSE
MEGACRIMP® CPLGS.
PC CPLGS.
FIELD ATTACHABLE CPLGS.
AIR BRAKE HOSE & CPLGS.
MEGATECH® C5 HOSE & CPLGS.
LOW PRESS. HOSE & CPLGS.
C14 HOSE & CPLGS.
POLARSEAL® HOSE & CPLGS.
PWR. STG. HOSE & CPLGS.
THERMO-PLASTIC HOSE & CPLGS.
ADAPTERS
QUICK DISCONNECT CPLGS.
ACCESSORIES & ASSORTMENTS
PART NUMBER INDEXES

Adapters — SAE to SAE (Brass) — G60 Series

For use up to SAE 100R5 maximum working pressure.
 Note: Gates does not recommend mixing metal types in any application.

Male SAE 45° Flare to Male SAE 45° Flare — Brass*

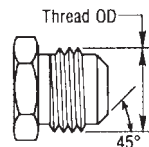


SAE 45° Flare Male (MS)

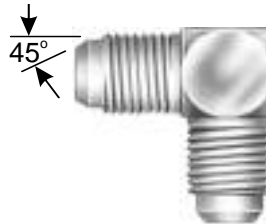


DESCR	#		MS	
			MS	MS
2MS-2MS	G60645-0202	7253-67515	5/16-24	5/16-24
3MS-3MS	G60645-0303	7253-67525	3/8-24	3/8-24
4MS-3MS	G60645-0403	7253-67535	7/16-20	3/8-24
4MS-4MS	G60645-0404	7253-67545	7/16-20	7/16-20
5MS-4MS	G60645-0504	7253-67555	1/2-20	7/16-20
5MS-5MS	G60645-0505	7253-67565	1/2-20	1/2-20
6MS-4MS	G60645-0604	7253-67575	5/8-18	7/16-20
6MS-5MS	G60645-0605	7253-67585	5/8-18	1/2-20
6MS-6MS	G60645-0606	7253-67595	5/8-18	5/8-18
8MS-4MS	G60645-0804	7253-67605	3/4-16	7/16-20
8MS-6MS	G60645-0806	7253-67615	3/4-16	5/8-18
8MS-8MS	G60645-0808	7253-67625	3/4-16	3/4-16
10MS-6MS	G60645-1006	7253-67635	7/8-14	5/8-18
10MS-8MS	G60645-1008	7253-67645	7/8-14	3/4-16
10MS-10MS	G60645-1010	7253-67655	7/8-14	7/8-14
12MS-8MS	G60645-1208	7253-67665	1 1/16-14	7/8-16
12MS-10MS	G60645-1210	7253-67675	1 1/16-14	7/8-14
12MS-12MS	G60645-1212	7253-67685	1 1/16-14	1 1/16-14

Male SAE 45° Flare to Male SAE 45° Flare — Brass*— 90°



SAE 45° Flare Male (MS)



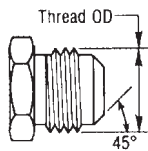
DESCR	#		MS	
			MS	MS
2MS-2MS90	G60648-0202	7253-67695	5/16-24	5/16-24
4MS-4MS90	G60648-0404	7253-67705	7/16-20	7/16-20
5MS-5MS90	G60648-0505	7253-67715	1/2-20	1/2-20
6MS-4MS90	G60648-0604	7253-67725	5/8-18	7/16-20
6MS-5MS90	G60648-0605	7253-67735	5/8-18	1/2-20
6MS-6MS90	G60648-0606	7253-67745	5/8-18	5/8-18
8MS-4MS90	G60648-0804	7253-67755	3/4-16	7/16-20
8MS-6MS90	G60648-0806	7253-67765	3/4-16	5/8-18
8MS-8MS90	G60648-0808	7253-67775	3/4-16	3/4-16
10MS-6MS90	G60648-1006	7253-67785	7/8-14	5/8-18
10MS-8MS90	G60648-1008	7253-67795	7/8-14	3/4-16
10MS-10MS90	G60648-1010	7253-67805	7/8-14	7/8-14
12MS-8MS90	G60648-1208	7253-67815	1 1/16-14	3/4-16
12MS-10MS90	G60648-1210	7253-67825	1 1/16-14	7/8-14
12MS-12MS90	G60648-1212	7253-67835	1 1/16-14	1 1/16-14

* Brass Grade CA 380.

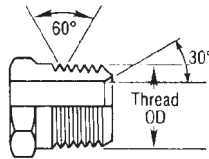
Adapters — SAE to SAE (Brass) — G60 Series

For use up to SAE 100R5 maximum working pressure.
 Note: Gates does not recommend mixing metal types in any application.

Male SAE 45° Flare to Male Pipe NPTF — Brass*




SAE 45° Flare Male (MS)



NPTF Solid Male (MP)



Descr	#				
				MS	MP (NPTF)
2MS-2MP	G60650-0202	G60650-0202	7253-67845	1/8-27	1/8-27
3MS-2MP	G60650-0302	G60650-0302	7253-67855	3/8-24	1/8-27
4MS-2MP	86808	G60650-0402	7253-86808	7/16-20	1/8-27
4MS-4MP	86809	G60650-0404	7253-86809	7/16-20	1/4-18
4MS-6MP	86811	G60650-0406	7253-86811	7/16-20	3/8-18
4MS-8MP	86790	G60650-0408	7253-26115	7/16-20	1/2-14
5MS-2MP	86800	G60650-0502	7253-26015	1/2-20	1/8-27
5MS-4MP	86812	G60650-0504	7253-86812	1/2-20	1/4-18
5MS-6MP	86810	G60650-0506	7253-26075	1/2-20	3/8-18
6MS-2MP	86820	G60650-0602	7253-26025	5/8-18	1/8-27
6MS-4MP	86813	G60650-0604	7253-86813	5/8-18	1/4-18
6MS-6MP	86814	G60650-0606	7253-86814	5/8-18	3/8-18
6MS-8MP	86815	G60650-0608	7253-86815	5/8-18	1/2-14
8MS-4MP	G60650-0804	G60650-0804	7253-67865	3/4-16	1/4-18
8MS-6MP	86817	G60650-0806	7253-86817	3/4-16	3/8-18
8MS-8MP	86818	G60650-0808	7253-86818	3/4-16	1/2-14
8MS-12MP	86825	G60650-0812	7253-26155	3/4-16	3/4-14
10MS-6MP	86830	G60650-1006	7253-26105	7/8-14	3/8-18
10MS-8MP	86819	G60650-1008	7253-86819	7/8-14	1/2-14
10MS-12MP	86821	G60650-1012	7253-86821	7/8-14	3/4-14
12MS-8MP	86822	G60650-1208	7253-86822	1-1/16-14	1/2-14
12MS-12MP	86823	G60650-1212	7253-86823	1-1/16-14	3/4-14

* Brass Grade CA 380.



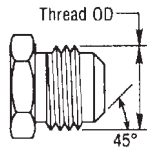
- EQUIPMENT
- HOSE/CPLG. SELECTION
- TECH. DATA
- EXT. & VERY HIGH PRESS. HOSE
- GS CPLGS.
- PCM CPLGS.
- PCS CPLGS.
- HIGH & MED. PRESS. HOSE
- MEGACRIMP® CPLGS.
- PC CPLGS.
- FIELD ATTACHABLE CPLGS.
- AIR BRAKE HOSE & CPLGS.
- MEGATECH® C5 HOSE & CPLGS.
- LOW PRESS. HOSE & CPLGS.
- C14 HOSE & CPLGS.
- POLARSEAL® HOSE & CPLGS.
- PWR. STG. HOSE & CPLGS.
- THERMO-PLASTIC HOSE & CPLGS.
- ADAPTERS
- QUICK DISCONNECT CPLGS.
- ACCESSORIES & ASSORTMENTS
- PART NUMBER INDEXES

Adapters — SAE to SAE (Brass) – G60 Series

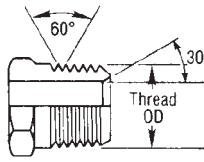
For use up to SAE 100R5 maximum working pressure.

Note: Gates does not recommend mixing metal types in any application.

Male SAE 45° Flare to Male Pipe NPTF – Brass* – 45°




SAE 45° Flare Male (MS)



NPTF Solid Male (MP)



Descr	#			
			MS	MP (NPTF)
4MS-2MP45	G60652-0402	7253-67875	7/16-20	1/8-27
4MS-4MP45	G60652-0404	7253-67885	7/16-20	7/16-20
5MS-2MP45	G60652-0502	7253-67895	1/2-20	1/8-27
5MS-4MP45	G60652-0504	7253-67905	1/2-20	7/16-18
6MS-4MP45	G60652-0604	7253-67915	5/8-18	7/16-18
6MS-6MP45	G60652-0606	7253-67925	5/8-18	5/8-18
6MS-8MP45	G60652-0608	7253-67935	5/8-18	3/4-16
8MS-6MP45	G60652-0806	7253-67945	3/4-16	5/8-18
8MS-8MP45	G60652-0808	7253-67955	3/4-16	3/4-16
10MS-8MP45	G60652-1008	7253-67965	7/8-14	3/4-16
12MS-8MP45	G60652-1208	7253-67975	1 1/16-14	3/4-16
12MS-12MP45	G60652-1212	7253-67985	1 1/16-14	1 1/16-14

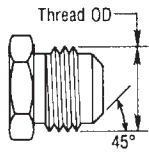
- EQUIPMENT
- HOSE/CPLG. SELECTION
- TECH. DATA
- EXT. & VERY HIGH PRESS. HOSE
- GS CPLGS.
- PCM CPLGS.
- PCS CPLGS.
- HIGH & MED. PRESS. HOSE
- MEGACRIMP® CPLGS.
- PC CPLGS.
- FIELD ATTACHABLE CPLGS.
- AIR BRAKE HOSE & CPLGS.
- MEGATECH® C5 HOSE & CPLGS.
- LOW PRESS. HOSE & CPLGS.
- C14 HOSE & CPLGS.
- POLARSEAL® HOSE & CPLGS.
- PWR. STG. HOSE & CPLGS.
- THERMO-PLASTIC HOSE & CPLGS.
- ADAPTERS
- QUICK DISCONNECT CPLGS.
- ACCESSORIES & ASSORTMENTS
- PART NUMBER INDEXES

* Brass Grade CA 380.

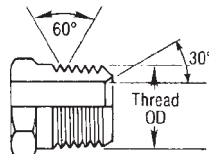
Adapters — SAE to SAE (Brass) – G60 Series

For use up to SAE 100R5 maximum working pressure.
 Note: Gates does not recommend mixing metal types in any application.


Male SAE 45° Flare to Male Pipe NPTF – Brass* – 90°




SAE 45° Flare Male (MS)



NPTF Solid Male (MP)



Descr	#				
				MS	MP (NPTF)
2MS-2MP90	G60654-0202	G60654-0202	7253-67995	1/8-27	1/8-27
3MS-2MP90	G60654-0302	G60654-0302	7253-68005	3/8-24	1/8-27
4MS-2MP90	86836	G60654-0402	7253-86836	7/16-20	1/8-27
4MS-4MP90	86837	G60654-0404	7253-86837	7/16-20	1/4-18
4MS-6MP90	86840	G60654-0406	7253-26675	7/16-20	3/8-18
5MS-2MP90	86849	G60654-0502	7253-26615	1/2-20	1/8-27
5MS-4MP90	86838	G60654-0504	7253-86838	1/2-20	1/4-18
5MS-6MP90	G60654-0506	G60654-0506	7253-68015	1/2-20	5/8-18
6MS-2MP90	86851	G60654-0602	7253-26625	5/8-18	1/8-27
6MS-4MP90	86839	G60654-0604	7253-86839	5/8-18	1/4-18
6MS-6MP90	86841	G60654-0606	7253-86841	5/8-18	3/8-18
6MS-8MP90	86842	G60654-0608	7253-86842	5/8-18	1/2-14
6MS-12MP90	86852	G60654-0612	7253-26765	5/8-18	3/4-14
8MS-4MP90	86853	G60654-0804	7253-26665	3/4-16	1/4-18
8MS-6MP90	86843	G60654-0806	7253-86843	3/4-16	3/8-18
8MS-8MP90	86844	G60654-0808	7253-86844	3/4-16	1/2-14
8MS-12MP90	86855	G60654-0812	7253-26775	3/4-16	3/4-14
10MS-6MP90	86854	G60654-1006	7253-26715	7/8-14	3/8-18
10MS-8MP90	86845	G60654-1008	7253-86845	7/8-14	1/2-14
10MS-12MP90	86846	G60654-1012	7253-86846	7/8-14	3/4-14
12MS-8MP90	86847	G60654-1208	7253-86847	1-1/16-14	1/2-14
12MS-12MP90	86848	G60654-1212	7253-86848	1-1/16-14	3/4-14

* Brass Grade CA 380.



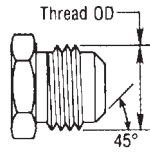
- EQUIPMENT
- HOSE/CPLG. SELECTION
- TECH. DATA
- EXT. & VERY HIGH PRESS. HOSE
- GS CPLGS.
- PCM CPLGS.
- PCS CPLGS.
- HIGH & MED. PRESS. HOSE
- MEGACRIMP® CPLGS.
- PC CPLGS.
- FIELD ATTACHABLE CPLGS.
- AIR BRAKE HOSE & CPLGS.
- MEGATECH® C5 HOSE & CPLGS.
- LOW PRESS. HOSE & CPLGS.
- C14 HOSE & CPLGS.
- POLARSEAL® HOSE & CPLGS.
- PWR. STG. HOSE & CPLGS.
- THERMO-PLASTIC HOSE & CPLGS.
- ADAPTERS
- QUICK DISCONNECT CPLGS.
- ACCESSORIES & ASSORTMENTS
- PART NUMBER INDEXES

Adapters — SAE to SAE (Brass) – G60 Series

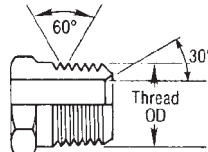
For use up to SAE 100R5 maximum working pressure.

Note: Gates does not recommend mixing metal types in any application.

Male SAE 45° Flare on Run to Male Pipe NPTF – Brass*




SAE 45° Flare Male (MS)



NPTF Solid Male (MP)



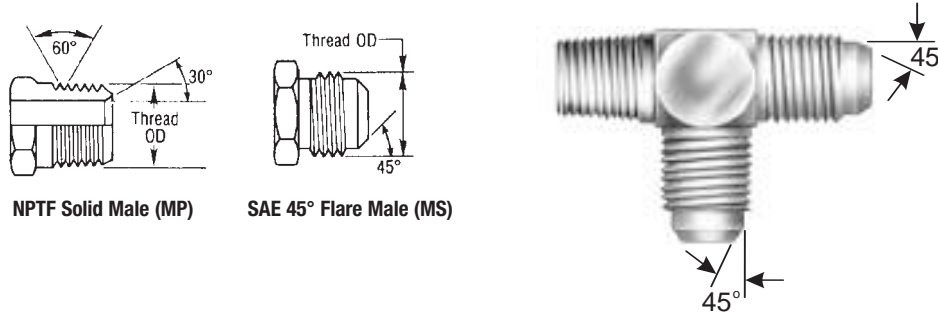
DESCR	#			
			MS	MP (NPTF)
2MS-2MS-2MP	G60657-0202	7253-68025	1/8-27	1/8-27
3MS-3MS-2MP	G60657-0302	7253-68035	3/8-24	1/8-27
4MS-4MS-2MP	G60657-0402	7253-68045	7/16-20	1/8-27
4MS-4MS-4MP	G60657-0404	7253-68055	7/16-20	1/4-18
4MS-4MS-6MP	G60657-0406	7253-68065	7/16-20	3/8-18
4MS-4MS-8MP	G60657-0408	7253-68075	7/16-20	3/4-16
5MS-5MS-2MP	G60657-0502	7253-68085	1/2-20	1/8-27
5MS-5MS-4MP	G60657-0504	7253-68095	1/2-20	1/4-18
6MS-6MS-2MP	G60657-0602	7253-68105	5/8-18	1/8-27
6MS-6MS-4MP	G60657-0604	7253-68115	5/8-18	1/4-18
6MS-6MS-6MP	G60657-0606	7253-68125	5/8-18	3/8-18
6MS-6MS-8MP	G60657-0608	7253-68135	5/8-18	1/2-14
8MS-8MS-4MP	G60657-0804	7253-68145	3/4-16	1/4-18
8MS-8MS-6MP	G60657-0806	7253-68155	3/4-16	3/8-18
8MS-8MS-8MP	G60657-0808	7253-68165	3/4-16	1/2-14
8MS-8MS-12MP	G60657-0812	7253-68175	3/4-16	3/4-14
10MS-10MS-8MP	G60657-1008	7253-68185	7/8-14	1/2-14
10MS-10MS-12MP	G60657-1012	7253-68195	7/8-14	3/4-14
12MS-12MS-8MP	G60657-1208	7253-68205	1-1/16-14	1/2-14
12MS-12MS-12MP	G60657-1212	7253-68215	1-1/16-14	3/4-14

* Brass Grade CA 380.

Adapters — SAE to SAE (Brass) – G60 Series


For use up to SAE 100R5 maximum working pressure.
 Note: Gates does not recommend mixing metal types in any application.

Male Pipe NPTF to Male SAE 45° Flare to Male SAE 45° Flare – Brass*



NPTF Solid Male (MP)

SAE 45° Flare Male (MS)

Descr	#			
			MP (NPTF)	MS
2MP-3MS-3MS	G60659-0203	7253-68225	1/8-27	3/8-24
2MP-4MS-4MS	G60659-0204	7253-68235	1/8-27	7/16-20
2MP-5MS-5MS	G60659-0205	7253-68265	1/8-27	1/2-20
2MP-6MS-6MS	G60659-0206	7253-68285	1/8-27	5/8-18
4MP-4MS-4MS	G60659-0404	7253-68245	1/4-18	7/16-20
4MP-5MS-5MS	G60659-0405	7253-68275	1/4-18	1/2-20
4MP-6MS-6MS	G60659-0406	7253-68295	1/4-18	5/8-18
4MP-8MS-8MS	G60659-0408	7253-68325	1/4-18	3/4-16
6MP-4MS-4MS	G60659-0604	7253-68255	3/8-18	7/16-20
6MP-6MS-6MS	G60659-0606	7253-68305	3/8-18	5/8-18
6MP-8MS-8MS	G60659-0608	7253-68335	3/8-18	3/4-16
6MP-10MS-10MS	G60659-0610	7253-68355	3/8-18	7/8-14
8MP-6MS-6MS	G60659-0806	7253-68315	1/2-14	5/8-18
8MP-8MS-8MS	G60659-0808	7253-68345	1/2-14	3/4-16
8MP-10MS-10MS	G60659-0810	7253-68365	1/2-14	7/8-14
8MP-12MS-12MS	G60659-0812	7253-68375	1/2-14	1 1/16-14
12MP-12MS-12MS	G60659-1212	7253-68385	3/4-14	1 1/16-14

* Brass Grade CA 380.



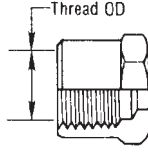
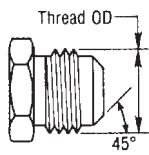
- EQUIPMENT
- HOSE/CPLG. SELECTION
- TECH. DATA
- EXT. & VERY HIGH PRESS. HOSE
- GS CPLGS.
- PCM CPLGS.
- PCS CPLGS.
- HIGH & MED. PRESS. HOSE
- MEGACRIMP® CPLGS.
- PC CPLGS.
- FIELD ATTACHABLE CPLGS.
- AIR BRAKE HOSE & CPLGS.
- MEGATECH® C5 HOSE & CPLGS.
- LOW PRESS. HOSE & CPLGS.
- C14 HOSE & CPLGS.
- POLARSEAL® HOSE & CPLGS.
- PWR. STG. HOSE & CPLGS.
- THERMO-PLASTIC HOSE & CPLGS.
- ADAPTERS
- QUICK DISCONNECT CPLGS.
- ACCESSORIES & ASSORTMENTS
- PART NUMBER INDEXES

Adapters — SAE to SAE (Brass) – G60 Series

For use up to SAE 100R5 maximum working pressure.


Note: Gates does not recommend mixing metal types in any application.

Male SAE 45° Flare to Female Pipe NPTF – Brass*



SAE 45° Flare Male (MS)

NPTF or NPSF Solid Female (FP)

Descr	#				
				MS	FP (NPTF)
2MS-2FP	G60660-0202	G60660-0202	7253-68395	7/16-20	1/8-27
3MS-2FP	G60660-0302	G60660-0302	7253-68405	7/16-20	1/8-27
4MS-2FP	87770	G60660-0402	7253-26205	7/16-20	1/8-27
4MS-6FP	87776	G60660-0406	7253-26265	7/16-20	1/2-14
4MS-8FP	G60660-0408	G60660-0408	7253-68415	7/16-20	3/8-18
5MS-4FP	87773	G60660-0504	7253-26235	1/2-20	1/4-18
5MS-6FP	G60660-0506	G60660-0506	7253-68425	1/2-20	3/8-18
6MS-2FP	G60660-0602	G60660-0602	7253-68435	5/8-18	1/8-27
6MS-4FP	87774	G60660-0604	7253-26245	5/8-18	1/4-18
6MS-6FP	87777	G60660-0606	7253-26275	5/8-18	3/8-18
6MS-8FP	87780	G60660-0608	7253-26305	5/8-18	1/2-14
8MS-4FP	87775	G60660-0804	7253-26255	3/4-16	1/4-18
8MS-6FP	87778	G60660-0806	7253-26285	3/4-16	3/8-18
8MS-8FP	87781	G60660-0808	7253-26315	3/4-16	1/2-14
10MS-6FP	87779	G60660-1006	7253-26295	7/8-14	3/8-18
10MS-8FP	87782	G60660-1008	7253-26325	7/8-14	1/2-14
10MS-12FP	87784	G60660-1012	7253-26345	7/8-14	3/4-14
12MS-8FP	G60660-1208	G60660-1208	7253-68445	1-1/16-14	1/2-14

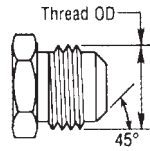
- EQUIPMENT
- HOSE/CPLG. SELECTION
- TECH. DATA
- EXT. & VERY HIGH PRESS. HOSE
- GS CPLGS.
- PCM CPLGS.
- PCS CPLGS.
- HIGH & MED. PRESS. HOSE
- MEGACRIMP® CPLGS.
- PC CPLGS.
- FIELD ATTACHABLE CPLGS.
- AIR BRAKE HOSE & CPLGS.
- MEGATECH®/C5 HOSE & CPLGS.
- LOW PRESS. HOSE & CPLGS.
- C14 HOSE & CPLGS.
- POLARSEAL® HOSE & CPLGS.
- PWR. STG. HOSE & CPLGS.
- THERMO-PLASTIC HOSE & CPLGS.
- ADAPTERS
- QUICK DISCONNECT CPLGS.
- ACCESSORIES & ASSORTMENTS
- PART NUMBER INDEXES

* Brass Grade CA 380.

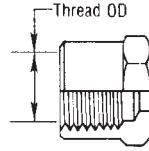
Adapters — SAE to SAE (Brass) – G60 Series

For use up to SAE 100R5 maximum working pressure.
 Note: Gates does not recommend mixing metal types in any application.


Male SAE 45° Flare to Female Pipe NPTF – Brass* – 90°




SAE 45° Flare Male (MS)



NPTF or NPSF Solid Female (FP)



Descr	#				
				MS	FP (NPTF)
3MS-2FP90	G60664-0302	G60664-0302	7253-68455	3/8-24	1/8-27
4MS-2FP90	87790	G60664-0402	7253-26405	7/16-20	1/8-27
4MS-4FP90	87792	G60664-0404	7253-26425	7/16-20	1/4-18
4MS-6FP90	87795	G60664-0406	7253-26455	7/16-20	3/8-18
5MS-2FP90	87791	G60664-0502	7253-26415	1/2-20	1/8-27
5MS-4FP90	G60664-0504	G60664-0504	7253-68465	1/2-20	1/4-18
6MS-4FP90	87794	G60664-0604	7253-26445	5/8-18	1/4-18
6MS-6FP90	87796	G60664-0606	7253-26465	5/8-18	3/8-18
8MS-6FP90	87797	G60664-0806	7253-26475	3/4-16	3/8-18
8MS-8FP90	87799	G60664-0808	7253-26495	3/4-16	1/2-14
10MS-6FP90	87798	G60664-1006	7253-26485	7/8-14	3/8-18
10MS-8FP90	87800	G60664-1008	7253-26505	7/8-14	1/2-14
12MS-8FP90	87801	G60664-1208	7253-26515	1-1/16-14	1/2-14
12MS-12FP90	87802	G60664-1212	7253-26525	1-1/16-14	3/4-14

* Brass Grade CA 380.

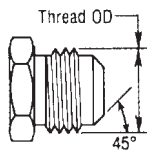


- EQUIPMENT
- HOSE/CPLG. SELECTION
- TECH. DATA
- EXT. & VERY HIGH PRESS. HOSE
- GS CPLGS.
- PCM CPLGS.
- PCS CPLGS.
- HIGH & MED. PRESS. HOSE
- MEGACRIMP® CPLGS.
- PC CPLGS.
- FIELD ATTACHABLE CPLGS.
- AIR BRAKE HOSE & CPLGS.
- MEGATECH® C5 HOSE & CPLGS.
- LOW PRESS. HOSE & CPLGS.
- C14 HOSE & CPLGS.
- POLARSEAL® HOSE & CPLGS.
- PWR. STG. HOSE & CPLGS.
- THERMO-PLASTIC HOSE & CPLGS.
- ADAPTERS
- QUICK DISCONNECT CPLGS.
- ACCESSORIES & ASSORTMENTS
- PART NUMBER INDEXES

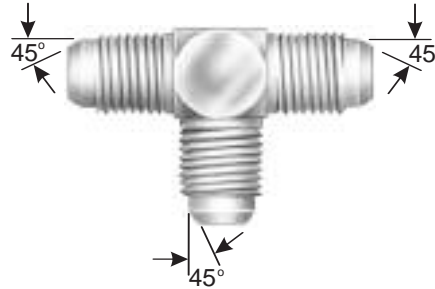
Adapters — SAE to SAE (Brass) – G60 Series


For use up to SAE 100R5 maximum working pressure.
 Note: Gates does not recommend mixing metal types in any application.

Male SAE 45° Flare – Brass* – Tee



SAE 45° Flare Male (MS)



DESCR	#			
			MS	MS
2MS-2MS-2MS	G60669-0202	7253-68475	5/16-24	5/16-24
3MS-3MS-3MS	G60669-0303	7253-68485	3/8-24	3/8-24
4MS-4MS-4MS	G60669-0404	7253-68495	7/16-20	7/16-20
4MS-4MS-6MS	G60669-0406	7253-68505	7/16-20	5/8-18
5MS-5MS-4MS	G60669-0504	7253-68515	1/2-20	7/16-20
5MS-5MS-5MS	G60669-0505	7253-68525	1/2-20	1/2-20
6MS-4MS-4MS	G60670-0604	7253-68695	5/8-18	7/16-20
6MS-4MS-6MS	G60671-0604	7253-68735	5/8-18	7/16-20
6MS-6MS-4MS	G60669-0604	7253-68535	5/8-18	7/16-20
6MS-6MS-6MS	G60669-0606	7253-68545	5/8-18	5/8-18
6MS-6MS-8MS	G60669-0608	7253-68555	5/8-18	3/4-16
6MS-6MS-10MS	G60669-0610	7253-68565	5/8-18	7/8-14
8MS-4MS-8MS	G60671-0804	7253-68745	3/4-16	7/16-20
8MS-8MS-4MS	G60669-0804	7253-68575	3/4-16	7/16-20
8MS-6MS-6MS	G60670-0806	7253-68705	3/4-16	5/8-18
8MS-6MS-8MS	G60671-0806	7253-68755	3/4-16	5/8-18
8MS-8MS-6MS	G60669-0806	7253-68585	3/4-16	5/8-18
8MS-8MS-8MS	G60669-0808	7253-68595	3/4-16	3/4-16
8MS-8MS-10MS	G60669-0810	7253-68605	3/4-16	7/8-14
8MS-8MS-12MS	G60669-0812	7253-68615	3/4-16	1 1/16-14
10MS-10MS-4MS	G60669-1004	7253-68625	7/8-14	7/16-20
10MS-6MS-6MS	G60670-1006	7253-68715	7/8-14	5/8-18
10MS-6MS-10MS	G60671-1006	7253-68765	7/8-14	5/8-18
10MS-10MS-6MS	G60669-1006	7253-68635	7/8-14	5/8-18
10MS-8MS-8MS	G60670-1008	7253-68725	7/8-14	3/4-16
10MS-8MS-10MS	G60671-1008	7253-68775	7/8-14	3/4-16
10MS-10MS-8MS	G60669-1008	7253-68645	7/8-14	3/4-16
10MS-10MS-10MS	G60669-1010	7253-68655	7/8-14	7/8-14
12MS-12MS-8MS	G60669-1208	7253-68665	1 1/16-14	3/4-16
12MS-10MS-12MS	G60671-1210	7253-68785	1 1/16-14	7/8-14
12MS-12MS-10MS	G60669-1210	7253-68675	1 1/16-14	7/8-14
12MS-12MS-12MS	G60669-1212	7253-68685	1 1/16-14	1 1/16-14

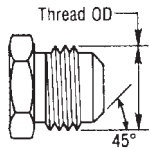
* Brass Grade CA 380.




Adapters — SAE to SAE (Brass) — G60 Series


For use up to SAE 100R5 maximum working pressure.
 Note: Gates does not recommend mixing metal types in any application.

Male SAE 45° Flare — Brass* — Cross




SAE 45° Flare Male (MS)



Descr	#		
4MS-CROSS	G60680-0404	7253-68795	7/16-20
5MS-CROSS	G60680-0505	7253-68805	1/2-20
6MS-CROSS	G60680-0606	7253-68815	5/8-18
8MS-CROSS	G60680-0808	7253-68825	3/4-16

SAE Tubing Sleeve (JIC Sleeve)



Descr	#		
			"
4STS	G60684-0004	7253-68855	1/4
5STS	G60684-0005	7253-68865	5/16
6STS	G60684-0006	7253-68875	3/8
8STS	G60684-0008	7253-68885	1/2
10STS	G60684-0010	7253-68895	5/8
12STS	G60684-0012	7253-68905	3/4

* Brass Grade CA 380.



- EQUIPMENT
- HOSE/CPLG. SELECTION
- TECH. DATA
- EXT. & VERY HIGH PRESS. HOSE
- GS CPLGS.
- PCM CPLGS.
- PCS CPLGS.
- HIGH & MED. PRESS. HOSE
- MEGACRIMP® CPLGS.
- PC CPLGS.
- FIELD ATTACHABLE CPLGS.
- AIR BRAKE HOSE & CPLGS.
- MEGATECH® C5 HOSE & CPLGS.
- LOW PRESS. HOSE & CPLGS.
- C14 HOSE & CPLGS.
- POLARSEAL® HOSE & CPLGS.
- PWR. STG. HOSE & CPLGS.
- THERMO-PLASTIC HOSE & CPLGS.
- ADAPTERS
- QUICK DISCONNECT CPLGS.
- ACCESSORIES & ASSORTMENTS
- PART NUMBER INDEXES

Adapters — SAE to SAE (Brass) – G60 Series

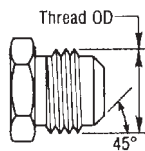
For use up to SAE 100R5 maximum working pressure.
 Note: Gates does not recommend mixing metal types in any application.

SAE Tubing Sleeve Nut (JIC Nut)

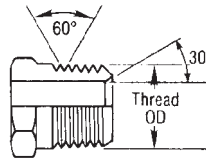


Descr	#			
				"
4STSN	G60685-0004	7253-68915	7/16-20	1/4
5STSN	G60685-0005	7253-68925	1/2-20	5/16
6STSN	G60685-0006	7253-68935	5/8-18	3/8
8STSN	G60685-0008	7253-68945	3/4-16	1/2
10STSN	G60685-0010	7253-68955	7/8-14	5/8
12STSN	G60684-0012	7253-68965	1 1/16-14	3/4

Male SAE 45° Flare to Male Pipe NPTF Check Valve – Brass



SAE 45° Flare Male (MS)

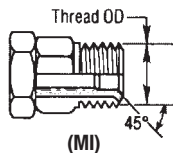


NPTF Solid Male (MP)



Descr	#			
			MS	MP (NPTF)
4MS-2MP-CV	G60690-0402	7253-68835	7/16-20	1/8-27
6MS-4MP-CV	G60690-0604	7253-68845	5/8-18	1/4-18

Male Inverted Plug – Brass



(MI)



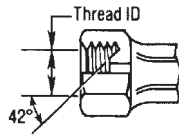
Descr	#		
3MI-PLUG	G60691-0003	7253-68975	3/8-24
4MI-PLUG	G60691-0004	7253-68985	7/16-24
5MI-PLUG	G60691-0005	7253-68995	1/2-20
6MI-PLUG	G60691-0006	7253-69005	5/8-18

* Brass Grade CA 380.


Adapters — SAE to SAE (Brass) – G60 Series


For use up to SAE 100R5 maximum working pressure.
 Note: Gates does not recommend mixing metal types in any application.

Female Inverted to Female Inverted – Brass

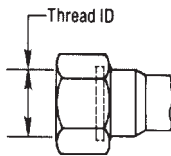


SAE Inverted Flare Solid Female




Descr	#		
2FI-2FI	G60693-0202	7253-69015	5/16-28
3FI-3FI	G60693-0303	7253-69025	3/8-24
4FI-4FI	G60693-0404	7253-69035	7/16-24
5FI-5FI	G60693-0505	7253-69045	1/2-20
6FI-6FI	G60693-0606	7253-69055	5/8-18
8FI-8FI	G60693-0808	7253-69065	3/4-16

Female Flat-Face O-Ring Cap



Female Flat- Face O-Ring Swivel (FFORX)



Descr	#			
4FFOR-CAP	87347	G60701-0004	7253-32125	9/16-18
6FFOR-CAP	87348	G60701-0006	7253-32135	11/16-16
8FFOR-CAP	87349	G60701-0008	7253-32145	13/16-16
10FFOR-CAP	87350	G60701-0010	7253-32155	1-14
12FFOR-CAP	87351	G60701-0012	7253-32165	1-3/16-12
16FFOR-CAP	87352	G60701-0016	7253-32175	1-7/16-12
20FFOR-CAP	87353	G60701-0020	7253-32185	1-11/16-12
24FFOR-CAP	87354	G60701-0024	7253-32195	2-12

* Brass Grade CA 380.



The World's Most Trusted Name in Belts, Hose and Hydraulics.

www.gates.com

L55

EQUIPMENT

HOSE/CPLG. SELECTION

TECH. DATA

EXT. & VERY HIGH PRESS. HOSE

GS CPLGS.

PCM CPLGS.

PCS CPLGS.

HIGH & MED. PRESS. HOSE

MEGACRIMP® CPLGS.

PC CPLGS.

FIELD ATTACHABLE CPLGS.

AIR BRAKE HOSE & CPLGS.

MEGATECH® C5 HOSE & CPLGS.

LOW PRESS. HOSE & CPLGS.

C14 HOSE & CPLGS.

POLARSEAL® HOSE & CPLGS.

PWR. STG. HOSE & CPLGS.

THERMO-PLASTIC HOSE & CPLGS.

ADAPTERS

QUICK DISCONNECT CPLGS.

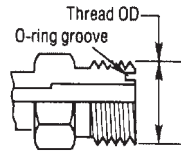
ACCESSORIES & ASSORTMENTS

PART NUMBER INDEXES

Adapters — SAE to SAE – G60 Series

For use up to SAE 100R2 maximum working pressure.

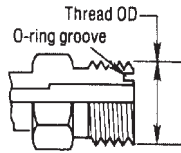
Male Flat-Face O-Ring Plug



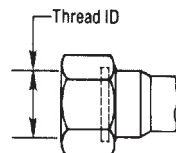
Male Flat- Face O-Ring (MFFOR)

Descr	#			🌀		O-Ring #		
				MFFOR	FFORX			
4MFFOR-PLUG	87339	G60702-0004	7253-32045	9/16-18		82560	G60698-0004	7254-0125
6MFFOR-PLUG	87340	G60702-0006	7253-32055	11/16-16		82561	G60698-0006	7254-0126
8MFFOR-PLUG	87341	G60702-0008	7253-32065	13/16-16		82562	G60698-0008	7254-0127
10MFFOR-PLUG	87342	G60702-0010	7253-32075	1-14		82563	G60698-0010	7254-0128
12MFFOR-PLUG	87343	G60702-0012	7253-32085	1-3/16-12		82564	G60698-0012	7254-0129
16MFFOR-PLUG	87344	G60702-0016	7253-32095	1-7/16-12		82565	G60698-0016	7254-0130
20MFFOR-PLUG	87345	G60702-0020	7253-32105	1-1/16-12		82566	G60698-0020	7254-0131
24MFFOR-PLUG	87346	G60702-0024	7253-32115	2-12		82567	G60698-0024	7254-0132

Male Flat-Face O-Ring to Female Flat-Face Swivel – 90°



Male Flat- Face O-Ring (MFFOR)



Female Flat- Face O-Ring Swivel (FFORX)



Descr	#			🌀		O-Ring #		
				MFFOR	FFORX			
6MFFOR-6FFORX90	87833	G60724-0606	7253-31905	11/16-16	11/16-16	82561	G60698-0006	7254-0126

EQUIPMENT

HOSE/CPLG. SELECTION

TECH. DATA

EXT. & VERY HIGH PRESS. HOSE

GS CPLGS.

PCM CPLGS.

PCS CPLGS.

HIGH & MED. PRESS. HOSE

MEGACRIMP® CPLGS.

PC CPLGS.

FIELD ATTACHABLE CPLGS.

AIR BRAKE HOSE & CPLGS.

MEGATECH® C5 HOSE & CPLGS.

LOW PRESS. HOSE & CPLGS.

C14 HOSE & CPLGS.

POLARSEAL® HOSE & CPLGS.

PWR. STG. HOSE & CPLGS.

THERMO-PLASTIC HOSE & CPLGS.

ADAPTERS

QUICK DISCONNECT CPLGS.

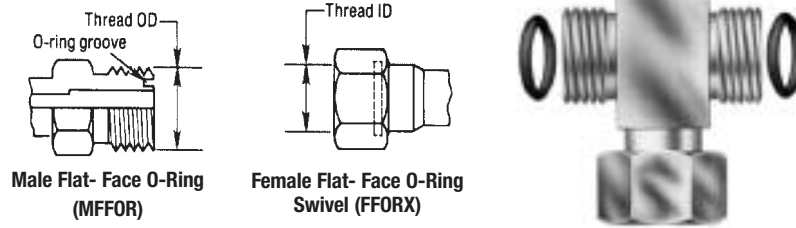
ACCESSORIES & ASSORTMENTS

PART NUMBER INDEXES

Adapters — SAE to SAE – G60 Series


For use up to SAE 100R2 maximum working pressure.

Male Flat-Face O-Ring on Run to Female Flat-Face Swivel - Tee

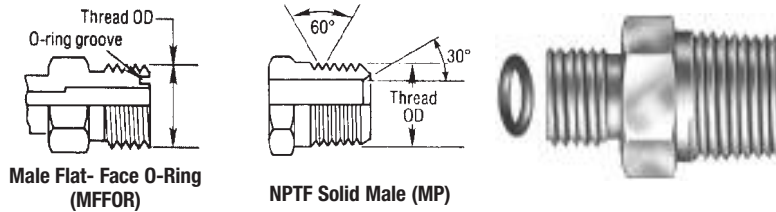


Male Flat- Face O-Ring (MFFOR)

Female Flat- Face O-Ring Swivel (FFORX)


Descr	#					O-Ring #		
				MFFOR	FFORX			
4MFFOR-4MFFOR-4FFORX	87759	G60742-0404	7253-31805	9/16-18	9/16-18	82560	G60698-0004	7254-0125
6MFFOR-6MFFOR-6FFORX	87760	G60742-0606	7253-31815	11/16-16	11/16-16	82561	G60698-0006	7254-0126
8MFFOR-8MFFOR-8FFORX	87761	G60742-0808	7253-31825	13/16-16	13/16-16	82562	G60698-0008	7254-0127

Male Flat-Face O-Ring to Male Pipe NPTF



Male Flat- Face O-Ring (MFFOR)

NPTF Solid Male (MP)

Descr	#					O-Ring #		
				MFFOR	MP (NPTF)			
4MFFOR-2MP	87840	G60770-0402	7253-30615	9/16-18	1/8-27	82560	G60698-0004	7254-0125
4MFFOR-4MP	87841	G60770-0404	7253-30625	9/16-18	1/4-18	82560	G60698-0004	7254-0125
4MFFOR-6MP	87842	G60770-0406	7253-30635	9/16-18	3/8-18	82560	G60698-0004	7254-0125
6MFFOR-4MP	87843	G60770-0604	7253-30645	11/16-16	1/4-18	82561	G60698-0006	7254-0126
6MFFOR-6MP	87844	G60770-0606	7253-30655	11/16-16	3/8-18	82561	G60698-0006	7254-0126
6MFFOR-8MP	87845	G60770-0608	7253-30665	11/16-16	1/2-14	82561	G60698-0006	7254-0126
8MFFOR-6MP	87846	G60770-0806	7253-30675	13/16-16	3/8-18	82562	G60698-0008	7254-0127
8MFFOR-8MP	87847	G60770-0808	7253-30685	13/16-16	1/2-14	82562	G60698-0008	7254-0127
10MFFOR-8MP	87848	G60770-1008	7253-30695	1-14	1/2-14	82563	G60698-0010	7254-0128
12MFFOR-12MP	87849	G60770-1212	7253-30705	1-3/16-12	3/4-14	82564	G60698-0012	7254-0129
16MFFOR-16MP	87850	G60770-1616	7253-30715	1-7/16-12	1-11-1/2	82565	G60698-0016	7254-0130
20MFFOR-20MP	87851	G60770-2020	7253-30725	1-11/16-12	1-1/4-11-1/2	82566	G60698-0020	7254-0131

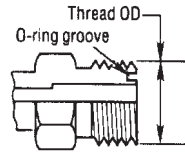


- EQUIPMENT
- HOSE/CPLG. SELECTION
- TECH. DATA
- EXT. & VERY HIGH PRESS. HOSE
- GS CPLGS.
- PCM CPLGS.
- PCS CPLGS.
- HIGH & MED. PRESS. HOSE
- MEGACRIMP® CPLGS.
- PC CPLGS.
- FIELD ATTACHABLE CPLGS.
- AIR BRAKE HOSE & CPLGS.
- MEGATECH® C5 HOSE & CPLGS.
- LOW PRESS. HOSE & CPLGS.
- C14 HOSE & CPLGS.
- POLARSEAL® HOSE & CPLGS.
- PWR. STG. HOSE & CPLGS.
- THERMO-PLASTIC HOSE & CPLGS.
- ADAPTERS
- QUICK DISCONNECT CPLGS.
- ACCESSORIES & ASSORTMENTS
- PART NUMBER INDEXES

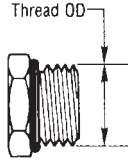
Adapters — SAE to SAE – G60 Series

For use up to SAE 100R2 maximum working pressure.

Male Flat-Face O-Ring to Male O-Ring Boss




Male Flat-Face O-Ring (MFFOR)

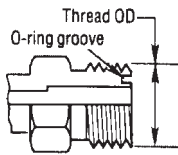


O-Ring Boss Male (MB)

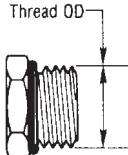


Descr	#					FFOR O-Ring #			MB O-Ring #		
				MFFOR	MB						
4MFFOR-4MB	87860	G60800-0404	7253-30015	9/16-18	7/16-20	82560	G60698-0004	7254-0125	82501	G60248-0004	7254-0004
4MFFOR-6MB	87854	G60800-0406	7253-29905	9/16-18	9/16-18	82560	G60698-0004	7254-0125	82503	G60248-0006	7254-0006
4MFFOR-8MB	87852	G60800-0408	7253-30115	9/16-18	3/4-16	82560	G60698-0004	7254-0125	82504	G60248-0008	7254-0008
6MFFOR-6MB	87861	G60800-0606	7253-30025	11/16-16	9/16-18	82561	G60698-0006	7254-0126	82503	G60248-0006	7254-0006
6MFFOR-8MB	87858	G60800-0608	7253-29925	11/16-16	3/4-16	82561	G60698-0006	7254-0126	82504	G60248-0008	7254-0008
6MFFOR-10MB	87853	G60800-0610	7253-30095	11/16-16	7/8-14	82561	G60698-0006	7254-0126	82505	G60248-0010	7254-0010
8MFFOR-6MB	87857	G60800-0806	7253-29915	13/16-16	9/16-18	82562	G60698-0008	7254-0127	82503	G60248-0006	7254-0006
8MFFOR-8MB	87862	G60800-0808	7253-30035	13/16-16	3/4-16	82562	G60698-0008	7254-0127	82504	G60248-0008	7254-0008
8MFFOR-10MB	87888	G60800-0810	7253-30105	13/16-16	7/8-14	82562	G60698-0008	7254-0127	82505	G60248-0010	7254-0010
8MFFOR-12MB	87859	G60800-0812	7253-30125	13/16-16	1-1/16-12	82562	G60698-0008	7254-0127	82506	G60248-0012	7254-0012
10MFFOR-10MB	87863	G60800-1010	7253-30045	1-14	7/8-14	82563	G60698-0010	7254-0128	82505	G60248-0010	7254-0010
12MFFOR-8MB	87855	G60800-1208	7253-30135	1-3/16-12	3/4-16	82564	G60698-0012	7254-0129	82504	G60248-0008	7254-0008
12MFFOR-12MB	87864	G60800-1212	7253-30055	1-3/16-12	1-1/16-12	82564	G60698-0012	7254-0129	82506	G60248-0012	7254-0012
12MFFOR-16MB	87856	G60800-1216	7253-30175	1-3/16-12	1-5/16-12	82564	G60698-0012	7254-0129	82508	G60248-0016	7254-0016
16MFFOR-12MB	87867	G60800-1612	7253-30185	1-7/16-12	1-1/16-12	82565	G60698-0016	7254-0130	82506	G60248-0012	7254-0012
16MFFOR-16MB	87865	G60800-1616	7253-50255	1-7/16-12	1-5/16-12	82565	G60698-0016	7254-0130	82508	G60248-0016	7254-0016
16MFFOR-16MBL	87884	G60801-1616	7253-30155	1-7/16-12	1-5/16-12	82565	G60698-0016	7254-0130	82508	G60248-0016	7254-0016
20MFFOR-16MB	87868	G60800-2016	7253-30145	1-11/16-12	1-5/16-12	82566	G60698-0020	7254-0131	82508	G60248-0016	7254-0016
20MFFOR-20MB	87866	G60800-2020	7253-30075	1-11/16-12	1-5/8-12	82566	G60698-0020	7254-0131	82509	G60248-0020	7254-0020
20MFFOR-20MBL	87885	G60801-2020	7253-30165	1-11/16-12	1-5/8-12	82566	G60698-0020	7254-0131	82509	G60248-0020	7254-0020

Male Flat-Face O-Ring to Male O-Ring Boss – 45°




Male Flat-Face O-Ring (MFFOR)



O-Ring Boss Male (MB)

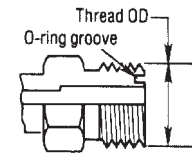


Descr	#					FFOR O-Ring #			MB O-Ring #		
				MFFOR	MB						
4MFFOR-6MB45	87675	G60805-0406	7253-30305	9/16-18	9/16-18	82560	G60698-0004	7254-0125	82503	G60248-0006	7254-0006
6MFFOR-6MB45	87676	G60805-0606	7253-30225	11/16-16	9/16-18	82561	G60698-0006	7254-0126	82503	G60248-0006	7254-0006
8MFFOR-10MB45	87679	G60805-0810	7253-30295	13/16-16	7/8-14	82562	G60698-0008	7254-0127	82505	G60248-0010	7254-0010

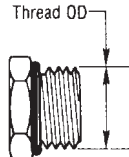
Adapters — SAE to SAE – G60 Series

For use up to SAE 100R2 maximum working pressure.

Male Flat-Face O-Ring to Male O-Ring Boss – 90°



Male Flat-Face O-Ring (MFFOR)

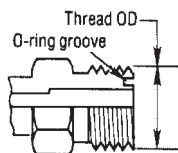


O-Ring Boss Male (MB)

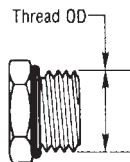


Descr	#			FFOR O-Ring #		MB O-Ring #					
				MFFOR	MB						
4MFFOR-4MB90	87870	G60810-0404	7253-30415	9/16-18	7/16-20	82560	G60698-0004	7254-0125	82501	G60248-0004	7254-0004
6MFFOR-4MB90	87886	G60810-0604	7253-30495	11/16-16	7/16-20	82561	G60698-0006	7254-0126	82501	G60248-0004	7254-0004
6MFFOR-6MB90	87871	G60810-0606	7253-30425	11/16-16	9/16-18	82561	G60698-0006	7254-0126	82503	G60248-0006	7254-0006
6MFFOR-10MB90	87877	G60810-0610	7253-30505	11/16-16	7/8-14	82561	G60698-0006	7254-0126	82505	G60248-0010	7254-0010
8MFFOR-6MB90	---	G60810-0806	7253-66215	13/16-16	9/16-18	82562	G60698-0008	7254-0127	82503	G60248-0006	7254-0006
8MFFOR-8MB90	87872	G60810-0808	7253-30435	13/16-16	3/4-16	82562	G60698-0008	7254-0127	82504	G60248-0008	7254-0008
8MFFOR-10MB90	87887	G60810-0810	7253-30515	13/16-16	7/8-14	82562	G60698-0008	7254-0127	82505	G60248-0010	7254-0010
8MFFOR-12MB90	87889	G60810-0812	7253-30525	13/16-16	1-1/16-12	82562	G60698-0008	7254-0127	82506	G60248-0012	7254-0012
10MFFOR-8MB90	87869	G60810-1008	7253-30555	1-14	3/4-16	82563	G60698-0010	7254-0128	82504	G60248-0008	7254-0008
10MFFOR-10MB90	87873	G60810-1010	7253-30445	1-14	7/8-14	82563	G60698-0010	7254-0128	82505	G60248-0010	7254-0010
12MFFOR-12MB90	87874	G60810-1212	7253-30455	1-3/16-12	1-1/16-12	82564	G60698-0012	7254-0129	82506	G60248-0012	7254-0012
16MFFOR-12MB90	87754	G60810-1612	7253-30545	1-7/16-12	1-1/16-12	82565	G60698-0016	7254-0130	82506	G60248-0012	7254-0012
16MFFOR-16MB90	87875	G60810-1616	7253-30465	1-7/16-12	1-5/16-12	82565	G60698-0016	7254-0130	82508	G60248-0016	7254-0016
20MFFOR-20MB90	87876	G60810-2020	7253-30475	1-11/16-12	1-5/8-12	82566	G60698-0020	7254-0131	82509	G60248-0020	7254-0020

Male Flat-Face O-Ring on Run to Male O-Ring Boss – Tee



Male Flat-Face O-Ring (MFFOR)



O-Ring Boss Male (MB)



Descr	#			FFOR O-Ring #		MB O-Ring #					
				MFFOR	MB						
6MFFOR-6MFFOR-6MB	87805	G60820-0606	7253-31515	11/16-16	9/16-18	82561	G60698-0006	7254-0126	82503	G60248-0006	7254-0006
12MFFOR-12MFFOR-12MB	87808	G60820-1212	7253-31545	1-3/16-12	1-1/16-12	82564	G60698-0012	7254-0129	82506	G60248-0012	7254-0012
16MFFOR-16MFFOR-16MB	87809	G60820-1616	7253-31555	1-7/16-12	1-5/16-12	82565	G60698-0016	7254-0130	82508	G60248-0016	7254-0016

EQUIPMENT

HOSE/CPLG. SELECTION

TECH. DATA

EXT. & VERY HIGH PRESS. HOSE

GS CPLGS.

PCM CPLGS.

PCS CPLGS.

HIGH & MED. PRESS. HOSE

MEGACRIMP® CPLGS.

PC CPLGS.

FIELD ATTACHABLE CPLGS.

AIR BRAKE HOSE & CPLGS.

MEGATECH™ C5 HOSE & CPLGS.

LOW PRESS. HOSE & CPLGS.

C14 HOSE & CPLGS.

POLARSEAL® HOSE & CPLGS.

PWR. STG. HOSE & CPLGS.

THERMO-PLASTIC HOSE & CPLGS.

ADAPTERS

QUICK DISCONNECT CPLGS.

ACCESSORIES & ASSORTMENTS

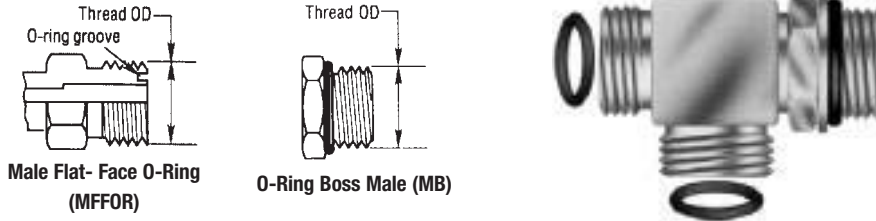
PART NUMBER INDEXES




Adapters — SAE to SAE – G60 Series

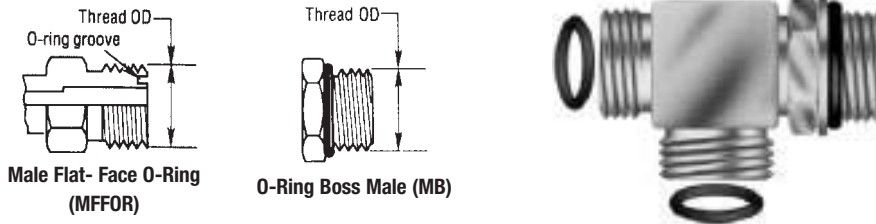
For use up to SAE 100R2 maximum working pressure.


Male Flat-Face O-Ring to Male O-Ring Boss to Male Flat-Face O-Ring – Tee



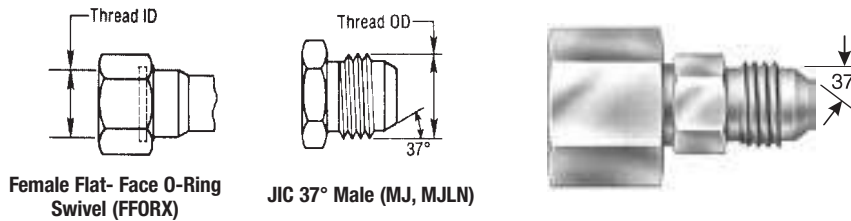
Descr	#					FFOR O-Ring #			MB O-Ring #		
				MFFOR	MB						
6MFFOR-6MB-6MFFOR	87750	G60821-0606	7253-31605	11/16-16	9/16-18	82561	G60698-0006	7254-0126	82503	G60248-0006	7254-0006
10MFFOR-10MB-10MFFOR	87752	G60821-1010	7253-31615	1-14	7/8-14	82563	G60698-0010	7254-0128	82505	G60248-0010	7254-0010


Male Flat-Face O-Ring to Male Flat-Face "O" Bulkhead – Tee



Descr	#					
8-8-8MFFOR-BKHDT	G60748-0808	7253-32605	3/16-16	13/16-18	13/16-18	

Female Flat-Face Swivel to Male JIC 37° Flare



Descr	#				
				FFORX	MJ
4FFORX-4MJ	87881	G60880-0404	7253-31705	9/16-18	7/16-20
6FFORX-6MJ	87882	G60880-0606	7253-31715	11/16-16	9/16-18
8FFORX-8MJ	87883	G60880-0808	7253-31725	13/16-16	3/4-16
10FFORX-10MJ	87878	G60880-1010	7253-31735	1-14	7/8-14
12FFORX-12MJ	87879	G60880-1212	7253-31745	1-3/16-12	1-1/16-12
16FFORX-16MJ	87880	G60880-1616	7253-31755	1-7/16-12	1-5/16-12

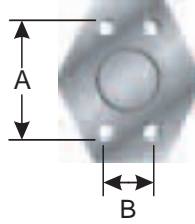
Adapters — SAE to SAE – G60 Series



For use up to SAE 100R2 maximum working pressure.

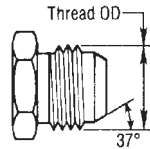
Code 61 O-Ring Flange Cap

Note: For maintenance use only. Not to be used under pressure.




Descr	#		A "	B "
12FL-CAP	G60897-0012	7253-66115	1.88	0.41
16FL-CAP	G60897-0016	7253-66125	2.06	0.41
20FL-CAP	G60897-0020	7253-66135	2.31	0.47
24FL-CAP	G60897-0024	7253-66145	2.75	0.53
32FL-CAP	G60897-0032	7253-66155	3.06	0.53

Code 61 O-Ring Flange to Male JIC 37° Flare



JIC 37° Male (MJ, MJLN)



Descr	#			🌀	N	M	F	O-Ring* #		
					"	"	"			
8FL-8MJ	86931	G60900-0808	7253-86931	3/4-16	1/2	1.19	0.27	82510	G60898-0008	7254-0001
12FL-12MJ	86932	G60900-1212	7253-86932	1-1/16-12	3/4	1.50	0.27	82511	G60898-0012	7254-0007
16FL-16MJ	86933	G60900-1616	7253-86933	1-5/16-12	1	1.75	0.32	82512	G60898-0016	7254-0009
20FL-20MJ	86934	G60900-2020	7253-86934	1-5/8-12	1-1/4	2.00	0.32	82513	G60898-0020	7254-0011
24FL-24MJ	86935	G60900-2424	7253-86935	1-7/8-12	1-1/2	2.38	0.32	82514	G60898-0024	7254-0013
32FL-32MJ	86936	G60900-3232	7253-86936	2-1/2-12	2	2.81	0.38	82515	G60898-0032	7254-0015

*O-Ring not included.

EQUIPMENT

HOSE/CPLG. SELECTION

TECH. DATA

EXT. & VERY HIGH PRESS. HOSE

GS CPLGS.

PCM CPLGS.

PCS CPLGS.

HIGH & MED. PRESS. HOSE

MEGACRIMP® CPLGS.

PC CPLGS.

FIELD ATTACHABLE CPLGS.

AIR BRAKE HOSE & CPLGS.

MEGATECH® C5 HOSE & CPLGS.

LOW PRESS. HOSE & CPLGS.

C14 HOSE & CPLGS.

POLARSEAL® HOSE & CPLGS.

PWR. STG. HOSE & CPLGS.

THERMO-PLASTIC HOSE & CPLGS.

ADAPTERS

QUICK DISCONNECT CPLGS.

ACCESSORIES & ASSORTMENTS

PART NUMBER INDEXES



The World's Most Trusted Name in Belts, Hose and Hydraulics.

www.gates.com

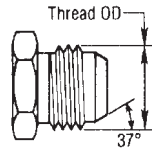
L61

Adapters — SAE to SAE – G60 Series

For use up to SAE 100R2 maximum working pressure.

Code 61 O-Ring Flange to Male JIC 37° Flare – High Pressure†

(No braze joints, solid one-piece construction for increased reliability)



JIC 37° Male (MJ, MJLN)



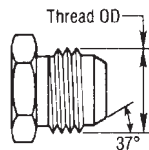
Descr	#			🌀	N	M	F	O-Ring* #		
					"	"	"			
12FL5K-12MJ	87960	G60901-1212	7253-13015	1-1/16-12	3/4	1.50	0.27	82511	G60898-0012	7254-0007
16FL5K-12MJ	87993	G60901-1612	7253-12405	1-1/16-12	1	1.75	0.32	82512	G60898-0016	7254-0009
16FL5K-16MJ	87961	G60901-1616	7253-13035	1-5/16-12	1	1.75	0.32	82512	G60898-0016	7254-0009
16FL5K-20MJ	87994	G60901-1620	7253-12425	1-5/8-12	1	1.75	0.32	82512	G60898-0016	7254-0009
20FL4K-16MJ	88010	G60901-2016	7253-12485	1-5/16-12	1-1/4	2.00	0.32	82513	G60898-0020	7254-0011
20FL4K-20MJ	88011	G60901-2020	7253-12475	1-5/8-12	1-1/4	2.00	0.32	82513	G60898-0020	7254-0011

*O-Ring not included.

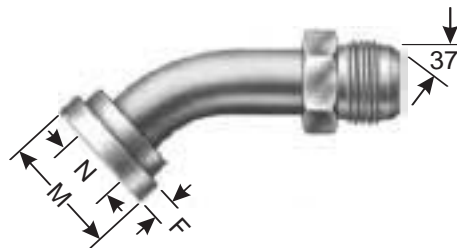
*N = flange size

†FL5K maximum working pressure is 5,000 psi; FL4K maximum working pressure is 4,000 psi.

Code 61 O-Ring Flange to Male JIC 37° Flare – 45°



JIC 37° Male (MJ, MJLN)



Descr	#			🌀	N	M	F	O-Ring* #		
					"	"	"			
8FL-8MJ45	86937	G60905-0808	7253-86937	3/4-16	1/2	1.19	0.27	82510	G60898-0008	7254-0001
12FL-12MJ45	86938	G60905-1212	7253-86938	1-1/16-12	3/4	1.50	0.27	82511	G60898-0012	7254-0007
16FL-16MJ45	86939	G60905-1616	7253-86939	1-5/16-12	1	1.75	0.32	82512	G60898-0016	7254-0009
20FL-20MJ45	86941	G60905-2020	7253-86941	1-5/8-12	1-1/4	2.00	0.32	82513	G60898-0020	7254-0011
24FL-24MJ45	86942	G60905-2424	7253-86942	1-7/8-12	1-1/2	2.38	0.32	82514	G60898-0024	7254-0013
32FL-32MJ45	86943	G60905-3232	7253-86943	2-1/2-12	2	2.81	0.38	82515	G60898-0032	7254-0015

*O-Ring not included.

*N = flange size

EQUIPMENT

HOSE/CPLG. SELECTION

TECH. DATA

EXT. & VERY HIGH PRESS. HOSE

GS CPLGS.

PCM CPLGS.

PCS CPLGS.

HIGH & MED. PRESS. HOSE

MEGACRIMP® CPLGS.

PC CPLGS.

FIELD ATTACHABLE CPLGS.

AIR BRAKE HOSE & CPLGS.

MEGATECH® C5 HOSE & CPLGS.

LOW PRESS. HOSE & CPLGS.

C14 HOSE & CPLGS.

POLARSEAL® HOSE & CPLGS.

PWR. STG. HOSE & CPLGS.

THERMO-PLASTIC HOSE & CPLGS.

ADAPTERS

QUICK DISCONNECT CPLGS.

ACCESSORIES & ASSORTMENTS

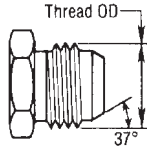
PART NUMBER INDEXES

Adapters — SAE to SAE – G60 Series

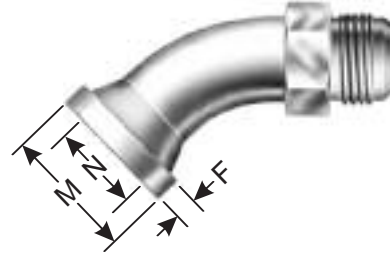
For use up to SAE 100R2 maximum working pressure.

Code 61 O-Ring Flange to Male JIC 37° Flare – High Pressure† – 45°

(No braze joints, solid one-piece construction for increased reliability)



JIC 37° Male (MJ, MJLN)



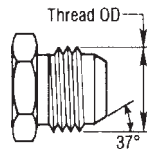
Descr	#			🌀	N	M	F	O-Ring* #		
					"	"	"			
12FL5K-12MJ45	87995	G60906-1212	7253-13105	1-1/16-12	3/4	1.50	0.27	82511	G60898-0012	7254-0007
16FL5K-16MJ45	87962	G60906-1616	7253-13125	1-5/16-12	1	1.75	0.32	82512	G60898-0016	7254-0009
20FL4K-16MJ45	---	G60906-2016	7253-12625	1-5/16-12	1	2.00	0.32	82513	G60898-0020	7254-0011
20FL4K-20MJ45	88012	G60906-2020	7253-12395	1-5/8-12	1-1/4	2.00	0.32	82513	G60898-0020	7254-0011

*O-Ring not included.

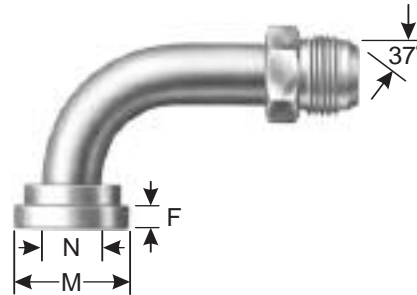
*N = flange size

†FL5K maximum working pressure is 5,000 psi; FL4K maximum working pressure is 4,000 psi.

Code 61 O-Ring Flange to Male JIC 37° Flare – 90°



JIC 37° Male (MJ, MJLN)



Descr	#			🌀	N	M	F	O-Ring* #		
					"	"	"			
8FL-8MJ90	86944	G60910-0808	7253-86944	3/4-16	1/2	1.19	0.27	82510	G60898-0008	7254-0001
12FL-12MJ90	86945	G60910-1212	7253-86945	1-1/16-12	3/4	1.50	0.27	82511	G60898-0012	7254-0007
16FL-16MJ90	86946	G60910-1616	7253-86946	1-5/16-12	1	1.75	0.32	82512	G60898-0016	7254-0009
20FL-20MJ90	86947	G60910-2020	7253-86947	1-5/8-12	1-1/4	2.00	0.32	82513	G60898-0020	7254-0011
24FL-24MJ90	86948	G60910-2424	7253-86948	1-7/8-12	1-1/2	2.38	0.32	82514	G60898-0024	7254-0013
32FL-32MJ90	86949	G60910-3232	7253-86949	2-1/2-12	2	2.81	0.38	82515	G60898-0032	7254-0015

*O-Ring not included.

*N = flange size



The World's Most Trusted Name in Belts, Hose and Hydraulics.

www.gates.com

L63

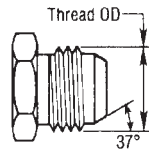
EQUIPMENT
HOSE/CPLG. SELECTION
TECH. DATA
EXT. & VERY HIGH PRESS. HOSE
GS CPLGS.
PCM CPLGS.
PCS CPLGS.
HIGH & MED. PRESS. HOSE
MEGACRIMP® CPLGS.
PC CPLGS.
FIELD ATTACHABLE CPLGS.
AIR BRAKE HOSE & CPLGS.
MEGATECH™ C5 HOSE & CPLGS.
LOW PRESS. HOSE & CPLGS.
C14 HOSE & CPLGS.
POLARSEAL® HOSE & CPLGS.
PWR. STG. HOSE & CPLGS.
THERMO-PLASTIC HOSE & CPLGS.
ADAPTERS
QUICK DISCONNECT CPLGS.
ACCESSORIES & ASSORTMENTS
PART NUMBER INDEXES

Adapters — SAE to SAE – G60 Series

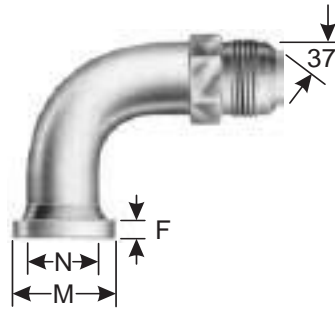
For use up to SAE 100R2 maximum working pressure.

Code 61 O-Ring Flange to Male JIC 37° Flare – High Pressure† – 90°

(No braze joints, solid one-piece construction for increased reliability)



JIC 37° Male (MJ, MJLN)



Descr	#			🌀	N	M	F	O-Ring* #		
					"	"	"			
12FL5K-12MJ90	87963	G60911-1212	7253-13205	1-1/16-12	3/4	1.50	0.27	82511	G60898-0012	7254-0007
16FL5K-12MJ90	87996	G60911-1612	7253-12415	1-1/16-12	1	1.75	0.32	82512	G60898-0016	7254-0009
16FL5K-16MJ90	87964	G60911-1616	7253-13225	1-5/16-12	1	1.75	0.32	82512	G60898-0016	7254-0009
20FL4K-16MJ90	88020	G60911-2016	7253-12495	1-5/16-12	1-1/4	2.00	0.32	82513	G60898-0020	7254-0011
20FL4K-20MJ90	88013	G60911-2020	7253-12505	1-5/8-12	1-1/4	2.00	0.32	82513	G60898-0020	7254-0011

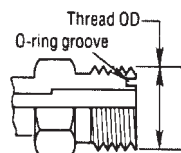
*O-Ring not included.

*N = flange size

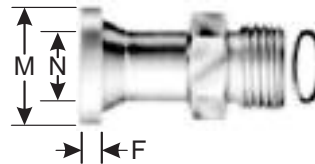
†FL5K maximum working pressure is 5,000 psi; FL4K maximum working pressure is 4,000 psi.

Code 61 O-Ring Flange to Male Flat-Face O-Ring – High Pressure†

(No braze joints, solid one-piece construction for increased reliability)



Male Flat-Face O-Ring (MFFOR)



Descr	#			🌀	N	M	F	FL O-Ring*			FFOR O-Ring*		
					"	"	"						
12FL5K-12MFFOR	87834	G60915-1212	7253-13695	1-3/16-12	3/4	1.50	0.27	82511	G60898-0012	7254-0007	82564	G60698-0012	7254-0129
16FL5K-16MFFOR	87835	G60915-1616	7253-13705	1-7/16-12	1-1/4	2.00	0.32	82513	G60898-0020	7254-0011	82566	G60698-0020	7254-0131
20FL4K-20MFFOR	88017	G60915-2020	7253-13715	1-1/4	1-1/4	2.00	0.32	82513	G60898-0020	7254-0011	82566	G60698-0020	7254-0131
24FL3K-20MFFOR	–	G60915-2420	7253-17175	1-11/16-12	1-1/2	2.38	0.32	82514	G60898-0004	7254-0013	82567	G60698-0024	7254-0132

*O-Ring not included.

*N = flange size

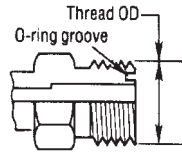
†FL5K maximum working pressure is 5,000 psi; FL4K maximum working pressure is 4,000 psi.

Adapters — SAE to SAE – G60 Series

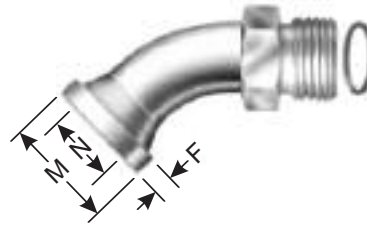
For use up to SAE 100R2 maximum working pressure.


Code 61 O-Ring Flange to Male Flat-Face O-Ring – High Pressure† – 45°

(No braze joints, solid one-piece construction for increased reliability)



Male Flat-Face O-Ring (MFFOR)



Descr	#				N	M	F	FL O-Ring*			FFOR O-Ring*		
					"	"	"						
12FL5K-12MFFOR45	87836	G60920-1212	7253-13725	1-3/16-12	3/4	1.50	0.27	82511	G60898-0012	7254-0007	82564	G60698-0012	7254-0129
16FL5K-16MFFOR45	87837	G60920-1616	7253-13735	1-7/16-12	1	1.75	0.32	82512	G60898-0016	7254-0009	82565	G60698-0016	7254-0130
20FL4K-20MFFOR45	88018	G60920-2020	7253-13745	1-11/16-12	1-1/4	2.00	0.32	82513	G60898-0020	7254-0011	82566	G60698-0020	7254-0131

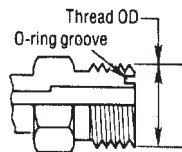
*O-Ring not included.

*N = flange size

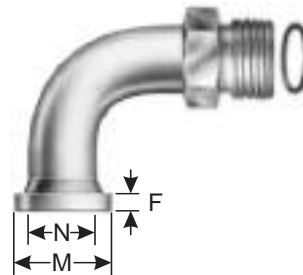
†FL5K maximum working pressure is 5,000 psi; FL4K maximum working pressure is 4,000 psi.


Code 61 O-Ring Flange to Male Flat-Face O-Ring – High Pressure† – 90°

(No braze joints, solid one-piece construction for increased reliability)



Male Flat-Face O-Ring (MFFOR)



Descr	#				N	M	F	FL O-Ring*			FFOR O-Ring*		
					"	"	"						
12FL5K-12MFFOR90	87838	G60925-1212	7253-13755	1-3/16-12	3/4	1.50	0.27	82511	G60898-0012	7254-0007	82564	G60698-0012	7254-0129
16FL5K-16MFFOR90	87839	G60925-1616	7253-13765	1-7/16-12	1	1.50	0.32	82512	G60898-0016	7254-0009	82565	G60698-0016	7254-0130
20FL4K-20MFFOR90	88019	G60925-2020	7253-13775	1-1/4	1-1/4	2.00	0.32	82513	G60898-0020	7254-0011	82566	G60698-0020	7254-0131
24FL3K-20MFFOR90	-	G60925-2420	7253-17205	1-11/16-12	1-1/2	2.40	0.32	82514	G60898-0024	7254-0013	82567	G60698-0024	7254-0132

*O-Ring not included.

*N = flange size

†FL5K maximum working pressure is 5,000 psi; FL4K maximum working pressure is 4,000 psi.

EQUIPMENT

HOSE/CPLG. SELECTION

TECH. DATA

EXT. & VERY HIGH PRESS. HOSE

GS CPLGS.

PCM CPLGS.

PCS CPLGS.

HIGH & MED. PRESS. HOSE

MEGACRIMP® CPLGS.

PC CPLGS.

FIELD ATTACHABLE CPLGS.

AIR BRAKE HOSE & CPLGS.

MEGATECH® C5 HOSE & CPLGS.

LOW PRESS. HOSE & CPLGS.

C14 HOSE & CPLGS.

POLARSEAL® HOSE & CPLGS.

PWR. STG. HOSE & CPLGS.

THERMO-PLASTIC HOSE & CPLGS.

ADAPTERS

QUICK DISCONNECT CPLGS.

ACCESSORIES & ASSORTMENTS

PART NUMBER INDEXES



The World's Most Trusted Name in Belts, Hose and Hydraulics.

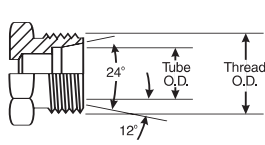
www.gates.com

L65

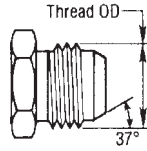
Adapters — SAE to SAE – G60 Series

For use up to SAE 100R2 maximum working pressure.

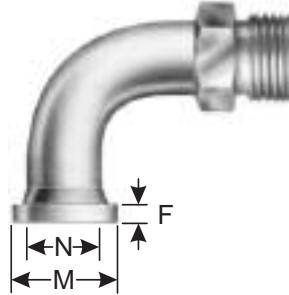
Code 61 O-Ring Flange Heavy to DIN Male 24° Inverted Flare – 90° Bent Tube



Male 24° Cone, DIN 2353 (MDL/MDH)



JIC 37° Male (MJ, MJLN)



Descr	#	M36X2.0	N	M	F	FL O-Ring*			FFOR O-Ring*		
			"	"	"						
16FL5K-25MDH90	G63911-1625	7253-15755	1	1.75	0.315	82512	G60898-0016	7254-0009	82565	G60698-00	7254-0130

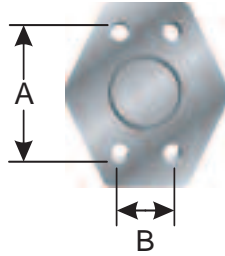
*O-Ring not included.

*N = flange size

†FL4K maximum working pressure is 4,000 psi.

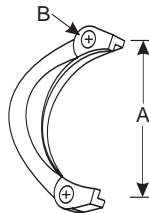
Code 62 O-Ring Flange Cap

Note: For maintenance use only. Not to be used under pressure.



Descr	#	A"	B"
12FLH-CAP	G60927-0012	2.00	0.41
16FLH-CAP	G60927-0016	2.25	0.47
20FLH-CAP	G60927-0020	2.63	0.53
24FLH-CAP	G60927-0024	3.13	0.66
32FLH-CAP	G60927-0032	3.81	0.78

Flange Half Sets (Code 62 – SAE J518)



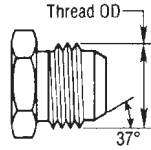
Descr	#	N"	A"	B"		
8FHHS	87975	G60929-0008	7253-09775	1/2	1.55	0.34
12FHHS	87976	G60929-0012	7253-09785	3/4	2.00	0.41
16FHHS	87977	G60929-0016	7253-09795	1	2.25	0.47
20FHHS	87978	G60929-0020	7253-09805	1-1/4	2.63	0.53
24FHHS	87979	G60929-0024	7253-09815	1-1/2	3.13	0.66
32FHHS	87980	G60929-0032	7253-09825	2	3.81	0.78

Adapters — SAE to SAE – G60 Series

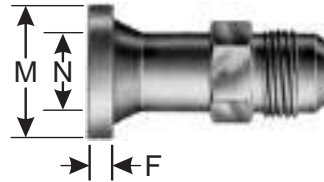
For use up to SAE 100R2 maximum working pressure.

Code 62 O-Ring Flange Heavy to Male JIC 37° Flare (6,000 psi)

(No braze joints, solid one-piece construction for increased reliability)



JIC 37° Male (MJ, MJLN)



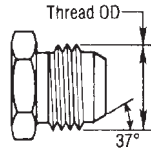
Descr	#				N	M	F	O-Ring* #		
					"	"	"			
12FLH6K-12MJ	87965	G60930-1212	7253-13305	1-1/16-12	3/4	1.63	0.35	82511	G60898-0012	7254-0007
16FLH6K-12MJ	87997	G60930-1612	7253-12445	1-1/16-12	1	1.88	0.38	82512	G60898-0016	7254-0009
16FLH6K-16MJ	87966	G60930-1616	7253-13325	1-5/16-12	1	1.88	0.38	82512	G60898-0016	7254-0009
16FLH6K-20MJ	87998	G60930-1620	7253-12465	1-5/8-12	1	1.88	0.38	82512	G60898-0016	7254-0009
20FLH6K-16MJ	87999	G60930-2016	7253-12515	1-5/16-12	1-1/4	2.13	0.41	82513	G60898-0020	7254-0011
20FLH6K-20MJ	87967	G60930-2020	7253-13345	1-5/8-12	1-1/4	2.13	0.41	82513	G60898-0020	7254-0011
24FLH6K-20MJ	-	G60930-2420	7253-13375	1-5/8-12	1-1/2	2.50	0.50	82514	G60898-0024	7254-0013
24FLH6K-24MJ	88000	G60930-2424	7253-13365	1-7/8-12	1-1/2	2.50	0.50	82514	G60898-0024	7254-0013

*O-Ring not included.

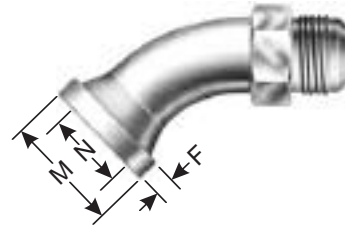
*N = flange size

Code 62 O-Ring Flange Heavy to Male JIC 37° Flare – 45° (6,000 psi)

(No braze joints, solid one-piece construction for increased reliability)



JIC 37° Male (MJ, MJLN)



Descr	#				N	M	F	O-Ring* #		
					"	"	"			
12FLH6K-12MJ45	87968	G60935-1212	7253-13405	1-1/16-12	3/4	1.63	0.35	82511	G60898-0012	7254-0007
16FLH6K-16MJ45	87969	G60935-1616	7253-13425	1-5/16-12	1	1.88	0.38	82512	G60898-0016	7254-0009
20FLH6K-20MJ45	88001	G60935-2020	7253-13445	1-5/8-12	1-1/4	2.13	0.41	82513	G60898-0020	7254-0011

*O-Ring not included.

*N = flange size

EQUIPMENT

HOSE/CPLG. SELECTION

TECH. DATA

EXT. & VERT. HIGH PRESS. HOSE

GS CPLGS.

PCM CPLGS.

PCS CPLGS.

HIGH & MED. PRESS. HOSE

MEGACRIMP® CPLGS.

PC CPLGS.

FIELD ATTACHABLE CPLGS.

AIR BRAKE HOSE & CPLGS.

MEGATECH® C5 HOSE & CPLGS.

LOW PRESS. HOSE & CPLGS.

C14 HOSE & CPLGS.

POLARSEAL® HOSE & CPLGS.

PWR. STG. HOSE & CPLGS.

THERMO-PLASTIC HOSE & CPLGS.

ADAPTERS

QUICK DISCONNECT CPLGS.

ACCESSORIES & ASSORTMENTS

PART NUMBER INDEXES

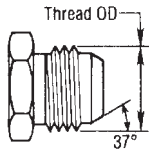


Adapters — SAE to SAE – G60 Series

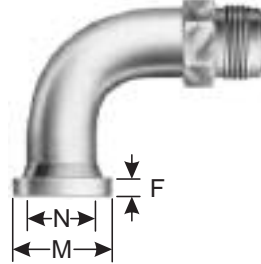
For use up to SAE 100R2 maximum working pressure.

Code 62 O-Ring Flange Heavy to Male JIC 37° Flare – 90° (6,000 psi)

(No braze joints, solid one-piece construction for increased reliability)



JIC 37° Male (MJ, MJLN)



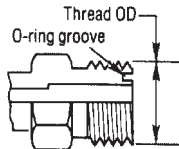
Descr	#			🌀	N	M	F	O-Ring* #		
					"	"	"			
12FLH6K-12MJ90	87970	G60940-1212	7253-13505	1-1/16-12	3/4	1.63	0.35	82511	G60898-0012	7254-0007
12FLH6K-16MJ90	87971	G60940-1216	7253-13515	1-5/16-12	3/4	1.63	0.35	82511	G60898-0012	7254-0007
16FLH6K-12MJ90	88002	G60940-1612	7253-12455	1-1/16-12	1	1.88	0.38	82512	G60898-0016	7254-0009
16FLH6K-16MJ90	87972	G60940-1616	7253-13535	1-5/16-12	1	1.88	0.38	82512	G60898-0016	7254-0009
16FLH6K-20MJ90	87973	G60940-1620	7253-13545	1-5/8-12	1	1.88	0.38	82512	G60898-0016	7254-0009
20FLH6K-16MJ90	88003	G60940-2016	7253-12525	1-5/16-12	1-1/4	2.13	0.41	82513	G60898-0020	7254-0011
20FLH6K-20MJ90	87974	G60940-2020	7253-13565	1-5/8-12	1-1/4	2.13	0.41	82513	G60898-0020	7254-0011
24FLH6K-20MJ90	86950	G60940-2420	7253-13575	1-5/8-12	1-1/2	2.50	0.50	82514	G60898-0024	7254-0013

*O-Ring not included.

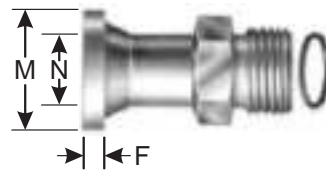
*N = flange size

Code 62 O-Ring Flange Heavy to Male Flat-Face O-Ring (6,000 psi)

(No braze joints, solid one-piece construction for increased reliability)



Male Flat-Face O-Ring (MFFOR)



Descr	#			🌀	N	M	F	FL O-Ring* #			FFOR O-Ring* #		
					"	"	"						
12FLH6K-12MFFOR	87810	G60945-1212	7253-13605	1-3/16-12	3/4	1.63	0.35	82511	G60898-0012	7254-0007	82564	G60698-0012	7254-0129
16FLH6K-16MFFOR	87811	G60945-1616	7253-13615	1-7/16-12	1	1.88	0.38	82512	G60898-0016	7254-0009	82565	G60698-0016	7254-0130
†20FLH4K-20MFFOR	88014	G60945-2020	7253-13625	1-11/16-12	1-1/4	2.13	0.41	82513	G60898-0020	7254-0011	82566	G60698-0020	7254-0131
24FLH4K-20MFFOR	—	G60915-2420	7253-17275	1-11/16-12	1-1/2	2.50	0.49	82514	G60898-0004	7254-0013	82567	G60698-0024	7254-0132

*O-Ring not included.

*N = flange size

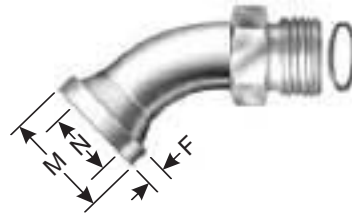
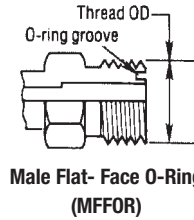
†FL4K maximum working pressure is 4,000 psi.

EQUIPMENT
HOSE/CPLG. SELECTION
TECH. DATA
EXT. & VERY HIGH PRESS. HOSE
GS CPLGS.
PCM CPLGS.
PCS CPLGS.
HIGH & MED. PRESS. HOSE
MEGACRIMP® CPLGS.
PC CPLGS.
FIELD ATTACHABLE CPLGS.
AIR BRAKE HOSE & CPLGS.
MEGATECH® C5 HOSE & CPLGS.
LOW PRESS. HOSE & CPLGS.
C14 HOSE & CPLGS.
POLARSEAL® HOSE & CPLGS.
PWR. STG. HOSE & CPLGS.
THERMO-PLASTIC HOSE & CPLGS.
ADAPTERS
QUICK DISCONNECT CPLGS.
ACCESSORIES & ASSORTMENTS
PART NUMBER INDEXES



Code 62 O-Ring Flange Heavy to Male Flat-Face O-Ring – 45° (6,000 psi)

(No braze joints, solid one-piece construction for increased reliability)



Descr	#			N	M	F	FL O-Ring* #			FFOR O-Ring* #			
12FLH6K-12MFFOR45	87812	G60950-1212	7253-13635	1-3/16-12	3/4	1.63	0.35	82511	G60898-0012	7254-0007	82564	G60698-0012	7254-0129
16FLH6K-16MFFOR45	87813	G60950-1616	7253-13645	1-7/16-12	1	1.88	0.38	82512	G60898-0016	7254-0009	82565	G60698-0016	7254-0130
†20FLH4K-20MFFOR45	88015	G60950-2020	7253-13655	1-11/16-12	1-1/4	2.13	0.41	82513	G60898-0020	7254-0011	82566	G60698-0020	7254-0131

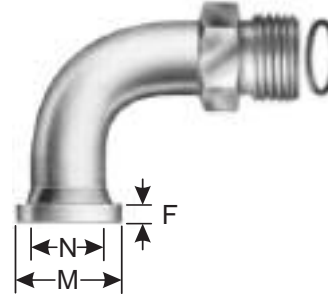
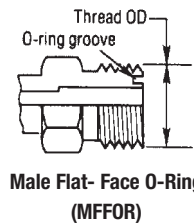
*O-Ring not included.

*N = flange size

†FL4K maximum working pressure is 4,000 psi.

Code 62 O-Ring Flange Heavy to Male Flat-Face O-Ring – 90° (6,000 psi)

(No braze joints, solid one-piece construction for increased reliability)



Descr	#			N	M	F	FL O-Ring* #			FFOR O-Ring* #			
12FLH6K-12MFFOR90	87814	G60955-1212	7253-13665	1-3/16-12	3/4	1.63	0.35	82511	G60898-0012	7254-0007	82564	G60698-0012	7254-0129
16FLH6K-12MFFOR90	—	G60955-1612	7253-13465	1-3/16-12	1	1.88	0.38	82512	G60898-0016	7254-0009	82565	G60698-0016	7254-0130
16FLH6K-16MFFOR90	87815	G60955-1616	7253-13675	1-7/16-12	1	1.88	0.38	82512	G60898-0016	7254-0009	82565	G60698-0016	7254-0130
†20FLH4K-20MFFOR90	88016	G60955-2020	7253-13685	1-11/16-12	1-1/4	2.13	0.41	82513	G60898-0020	7254-0011	82566	G60698-0020	7254-0131
24FLH4K-20MFFOR90	—	G60925-2420	7253-17305	1-11/16-12	1-1/2	2.50	0.49	82514	G60898-0024	7254-0013	82567	G60698-0024	7254-0132

*O-Ring not included.

*N = flange size

†FL4K maximum working pressure is 4,000 psi.

EQUIPMENT

HOSE/CPLG. SELECTION

TECH. DATA

EXT. & VERY HIGH PRESS. HOSE

GS CPLGS.

PCM CPLGS.

PCS CPLGS.

HIGH & MED. PRESS. HOSE

MEGACRIMP® CPLGS.

PC CPLGS.

FIELD ATTACHABLE CPLGS.

AIR BRAKE HOSE & CPLGS.

MEGATECH® C5 HOSE & CPLGS.

LOW PRESS. HOSE & CPLGS.

C14 HOSE & CPLGS.

POLARSEAL® HOSE & CPLGS.

PWR. STG. HOSE & CPLGS.

THERMO-PLASTIC HOSE & CPLGS.

ADAPTERS

QUICK DISCONNECT CPLGS.

ACCESSORIES & ASSORTMENTS

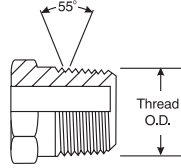
PART NUMBER INDEXES



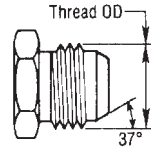
Adapters — British to SAE — G62 Series

British to SAE

Male British Standard Pipe Tapered Thread to Male JIC 37° Flare




BSPT Male (MBSPT)



JIC 37° Male (MJ, MJLN)



Descr	#				
				MBSPT	MJ
2MBSPT-4MJ	88023	G62150-0204	7253-14255	1/8-28	7/16-20
2MBSPT-5MJ	G62150-0205	G62150-0205	7253-60005	1/8-28	1/2-20
2MBSPT-6MJ	G62150-0206	G62150-0206	7253-60015	1/8-28	9/16-18
4MBSPT-4MJ	88024	G62150-0404	7253-14265	1/4-19	7/16-20
4MBSPT-5MJ	G62150-0405	G62150-0405	7253-60025	1/4-19	1/2-20
4MBSPT-6MJ	G62150-0406	G62150-0406	7253-60035	1/4-19	9/16-18
4MBSPT-8MJ	G62150-0408	G62150-0408	7253-60045	1/4-19	3/4-16
6MBSPT-4MJ	G62150-0604	G62150-0604	7253-60055	3/8-19	7/16-20
6MBSPT-5MJ	G62150-0605	G62150-0605	7253-60065	3/8-19	1/2-20
6MBSPT-6MJ	88025	G62150-0606	7253-14275	3/8-19	9/16-18
6MBSPT-8MJ	G62150-0608	G62150-0608	7253-60075	3/8-19	3/4-16
6MBSPT-10MJ	G62150-0610	G62150-0610	7253-60085	3/8-19	7/8-14
8MBSPT-6MJ	G62150-0806	G62150-0806	7253-60095	1/2-14	9/16-18
8MBSPT-8MJ	88026	G62150-0808	7253-14285	1/2-14	3/4-16
8MBSPT-10MJ	88027	G62150-0810	7253-14295	1/2-14	7/8-14
8MBSPT-12MJ	G62150-0812	G62150-0812	7253-60105	1/2-14	1 1/16-12
12MBSPT-8MJ	G62150-1208	G62150-1208	7253-60115	3/4-14	3/4-16
12MBSPT-10MJ	G62150-1210	G62150-1210	7253-60125	3/4-14	7/8-14
12MBSPT-12MJ	88028	G62150-1212	7253-14305	3/4-14	1-1/16-12
12MBSPT-14MJ	G62150-1214	G62150-1214	7253-60135	3/4-14	1 3/16-12
12MBSPT-16MJ	G62150-1216	G62150-1216	7253-60145	3/4-14	1 5/16-12
16MBSPT-12MJ	G62150-1612	G62150-1612	7253-60155	1-11	1 1/16-12
16MBSPT-16MJ	88029	G62150-1616	7253-14315	1-11	1-5/16-12
16MBSPT-20MJ	G62150-1620	G62150-1620	7253-60165	1-11	1 5/8-12
20MBSPT-16MJ	G62150-2016	G62150-2016	7253-60175	1 1/4-11	1 5/16-12
20MBSPT-20MJ	G62150-2020	G62150-2020	7253-60185	1 1/4-11	1 5/8-12
24MBSPT-24MJ	G62150-2424	G62150-2424	7253-60195	1 1/2-11	1 7/8-12
32MBSPT-32MJ	G62150-3232	G62150-3232	7253-60205	2-11	2 1/2-12

EQUIPMENT

HOSE/CPLG. SELECTION

TECH. DATA

EXT. & VERY HIGH PRESS. HOSE

GS CPLGS.

PCM CPLGS.

PCS CPLGS.

HIGH & MED. PRESS. HOSE

MEGACRIMP® CPLGS.

PC CPLGS.

FIELD ATTACHABLE CPLGS.

AIR BRAKE HOSE & CPLGS.

MEGATECH® C5 HOSE & CPLGS.

LOW PRESS. HOSE & CPLGS.

C14 HOSE & CPLGS.

POLARSEAL® HOSE & CPLGS.

PWR. STG. HOSE & CPLGS.

THERMO-PLASTIC HOSE & CPLGS.

ADAPTERS

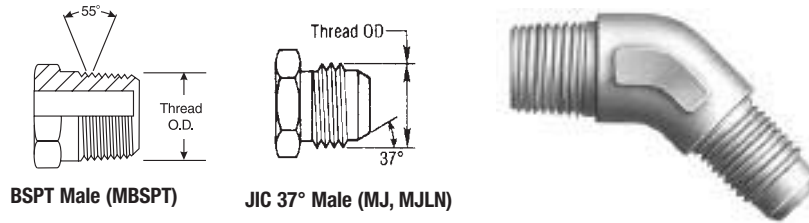
QUICK DISCONNECT CPLGS.

ACCESSORIES & ASSORTMENTS

PART NUMBER INDEXES


Adapters — British to SAE — G62 Series

Male British Standard Pipe Tapered Thread to Male JIC 37° Flare – 45°



BSPT Male (MBSPT)

JIC 37° Male (MJ, MJLN)

Descr	#			
			MBSPT	MJ
2MBSPT-4MJ45	G62153-0204	7253-60215	1/8-28	7/16-20
4MBSPT-4MJ45	G62153-0404	7253-60225	1/4-19	7/16-20
4MBSPT-6MJ45	G62153-0406	7253-60235	1/4-19	9/16-18
6MBSPT-6MJ45	G62153-0606	7253-60245	3/8-19	9/16-18
6MBSPT-8MJ45	G62153-0608	7253-60255	3/8-19	3/4-16
8MBSPT-8MJ45	G62153-0808	7253-60265	1/2-14	3/4-16
8MBSPT-10MJ45	G62153-0810	7253-60275	1/2-14	7/8-14
12MBSPT-12MJ45	G62153-1212	7253-60285	3/4-14	1-1/16-12
12MBSPT-16MJ45	G62153-1216	7253-60295	3/4-14	1-5/16-12
16MBSPT-16MJ45	G62153-1616	7253-60305	1-11	1-5/16-12

EQUIPMENT

HOSE/CPLG. SELECTION

TECH. DATA

EXT. & VERY HIGH PRESS. HOSE

GS CPLGS.

PCM CPLGS.

PCS CPLGS.

HIGH & MED. PRESS. HOSE

MEGACRIMP® CPLGS.

PC CPLGS.

FIELD ATTACHABLE CPLGS.

AIR BRAKE HOSE & CPLGS.

MEGATECH® C5 HOSE & CPLGS.

LOW PRESS. HOSE & CPLGS.

C14 HOSE & CPLGS.

POLARSEAL® HOSE & CPLGS.

PWR. STG. HOSE & CPLGS.

THERMO-PLASTIC HOSE & CPLGS.

ADAPTERS

QUICK DISCONNECT CPLGS.

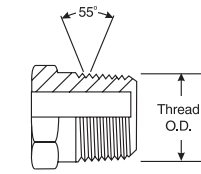
ACCESSORIES & ASSORTMENTS

PART NUMBER INDEXES

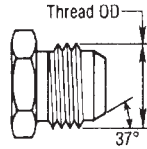


Adapters — British to SAE — G62 Series

Male British Standard Pipe Tapered Thread to Male JIC 37° Flare – 90°




BSPT Male (MBSPT)



JIC 37° Male (MJ, MJLN)



Descr	#			
			MBSPT	MJ
2MBSPT-4MJ90	G62155-0204	7253-60315	1/8-28	7/16-20
4MBSPT-4MJ90	G62155-0404	7253-60325	1/4-19	7/16-20
4MBSPT-5MJ90	G62155-0405	7253-60335	1/4-19	1/2-20
4MBSPT-6MJ90	G62155-0406	7253-60345	1/4-19	9/16-18
6MBSPT-6MJ90	G62155-0606	7253-60355	3/8-19	9/16-18
6MBSPT-8MJ90	G62155-0608	7253-60365	3/8-19	3/4-16
8MBSPT-6MJ90	G62155-0806	7253-60375	1/2-14	9/16-18
8MBSPT-8MJ90	G62155-0808	7253-60385	1/2-14	3/4-16
8MBSPT-10MJ90	G62155-0810	7253-60395	1/2-14	7/8-14
8MBSPT-12MJ90	G62155-0812	7253-60405	1/2-14	1-1/16-12
12MBSPT-12MJ90	G62155-1212	7253-60415	3/4-14	1-1/16-12
12MBSPT-16MJ90	G62155-1216	7253-60425	3/4-14	1-5/16-12
16MBSPT-16MJ90	G62155-1616	7253-60435	1-11	1-5/16-12
20MBSPT-20MJ90	G62155-2020	7253-60445	1-1/4-11	1-5/8-12
24MBSPT-24MJ90	G62155-2424	7253-60455	1-1/2-11	1-7/8-12
32MBSPT-32MJ90	G62155-3232	7253-60465	2-11	2-1/2-12

EQUIPMENT

HOSE/CPLG. SELECTION

TECH. DATA

EXT. & VERY HIGH PRESS. HOSE

GS CPLGS.

PCM CPLGS.

PCS CPLGS.

HIGH & MED. PRESS. HOSE

MEGACRIMP® CPLGS.

PC CPLGS.

FIELD ATTACHABLE CPLGS.

AIR BRAKE HOSE & CPLGS.

MEGATECH®/C5 HOSE & CPLGS.

LOW PRESS. HOSE & CPLGS.

C14 HOSE & CPLGS.

POLARSEAL® HOSE & CPLGS.

PWR. STG. HOSE & CPLGS.

THERMO-PLASTIC HOSE & CPLGS.

ADAPTERS

QUICK DISCONNECT CPLGS.

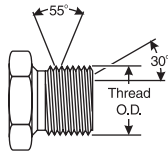
ACCESSORIES & ASSORTMENTS

PART NUMBER INDEXES

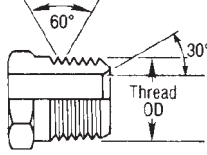
Adapters — British to SAE — G62 Series



Male British Standard Pipe Parallel to Male Pipe NPTF




BSPP Male (MBSPP)



NPTF Solid Male (MP)



Descr	#				
				MBSPP	MP (NPTF)
2MBSPP-2MP	G62200-0202	G62200-0202	7253-60475	1/8-28	1/8-27
2MBSPP-4MP	G62200-0204	G62200-0204	7253-60485	1/8-28	1/4-18
4MBSPP-2MP	G62200-0402	G62200-0402	7253-60495	1/4-19	1/8-27
4MBSPP-4MP	87906	G62200-0404	7253-15075	1/4-19	1/4-18
4MBSPP-6MP	G62200-0406	G62200-0406	7253-60505	1/4-19	3/8-18
4MBSPP-8MP	G62200-0408	G62200-0408	7253-60515	1/4-19	1/2-14
6MBSPP-2MP	G62200-0602	G62200-0602	7253-60525	3/8-19	1/8-27
6MBSPP-4MP	G62200-0604	G62200-0604	7253-60535	3/8-19	1/4-18
6MBSPP-6MP	87907	G62200-0606	7253-15085	3/8-19	3/8-18
6MBSPP-8MP	G62200-0608	G62200-0608	7253-60545	3/8-19	1/2-14
6MBSPP-12MP	G62200-0612	G62200-0612	7253-60555	3/8-19	3/4-14
6MBSPP-16MP	G62200-0616	G62200-0616	7253-60565	3/8-19	1-11-1/2
8MBSPP-4MP	G62200-0804	G62200-0804	7253-60575	1/2-14	1/4-18
8MBSPP-6MP	G62200-0806	G62200-0806	7253-60585	1/2-14	3/8-18
8MBSPP-8MP	87908	G62200-0808	7253-15095	1/2-14	1/2-14
8MBSPP-12MP	G62200-0812	G62200-0812	7253-60595	1/2-14	3/4-14
8MBSPP-16MP	G62200-0816	G62200-0816	7253-60605	1/2-14	1-11-1/2
10MBSPP-8MP	G62200-1008	G62200-1008	7253-60615	5/8-14	1/2-14
10MBSPP-12MP	G62200-1012	G62200-1012	7253-60625	5/8-14	3/4-14
12MBSPP-8MP	G62200-1208	G62200-1208	7253-60635	3/4-14	1/2-14
12MBSPP-12MP	87909	G62200-1212	7253-15105	3/4-14	3/4-14
12MBSPP-16MP	G62200-1216	G62200-1216	7253-60645	3/4-14	1-11-1/2
12MBSPP-20MP	G62200-1220	G62200-1220	7253-60655	3/4-14	1-1/4-11-1/2
16MBSPP-12MP	G62200-1612	G62200-1612	7253-60665	1-11	3/4-14
16MBSPP-16MP	87910	G62200-1616	7253-15115	1-11	1-11-1/2
16MBSPP-20MP	G62200-1620	G62200-1620	7253-60675	1-11	1-1/4-11-1/2
20MBSPP-16MP	G62200-2016	G62200-2016	7253-60685	1-1/4-11	1-11-1/2
20MBSPP-20MP	G62200-2020	G62200-2020	7253-60695	1-1/4-11	1-1/4-11-1/2
20MBSPP-24MP	G62200-2024	G62200-2024	7253-60705	1-1/4-11	1-1/2-11-1/2
24MBSPP-20MP	G62200-2420	G62200-2420	7253-60715	1-1/2-11	1-1/4-11-1/2
24MBSPP-24MP	G62200-2424	G62200-2424	7253-60725	1-1/2-11	1-1/2-11-1/2
32MBSPP-32MP	G62200-3232	G62200-3232	7253-60735	2-11	2-11-1/2

EQUIPMENT

HOSE/CPLG. SELECTION

TECH. DATA

EXT. & VERY HIGH PRESS. HOSE

GS CPLGS.

PCM CPLGS.

PCS CPLGS.

HIGH & MED. PRESS. HOSE

MEGACRIMP® CPLGS.

PC CPLGS.

FIELD ATTACHABLE CPLGS.

AIR BRAKE HOSE & CPLGS.

MEGATECH® C5 HOSE & CPLGS.

LOW PRESS. HOSE & CPLGS.

C14 HOSE & CPLGS.

POLARSEAL® HOSE & CPLGS.

PWR. STG. HOSE & CPLGS.

THERMO-PLASTIC HOSE & CPLGS.

ADAPTERS

QUICK DISCONNECT CPLGS.

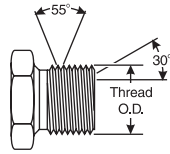
ACCESSORIES & ASSORTMENTS

PART NUMBER INDEXES

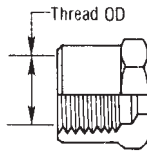


Adapters — British to SAE — G62 Series

Male British Standard Pipe Parallel to Female Pipe NPTF




BSPP Male (MBSPP)



NPTF or NPSF
Solid Female (FP)



DESCR	#			
			MBSPP	FP (NPTF)
2MBSPP-2FP	G62220-0202	7253-60745	1/8-28	1/8-27
2MBSPP-4FP	G62220-0204	7253-60755	1/8-28	1/4-18
4MBSPP-2FP	G62220-0402	7253-60765	1/4-19	1/8-27
4MBSPP-4FP	G62220-0404	7253-60775	1/4-19	1/4-18
4MBSPP-6FP	G62220-0406	7253-60785	1/4-19	3/8-18
6MBSPP-2FP	G62220-0602	7253-60795	3/8-19	1/8-27
6MBSPP-4FP	G62220-0604	7253-60805	3/8-19	1/4-18
6MBSPP-6FP	G62220-0606	7253-60815	3/8-19	3/8-18
8MBSPP-4FP	G62220-0804	7253-60825	1/2-14	1/4-18
8MBSPP-6FP	G62220-0806	7253-60835	1/2-14	3/8-18
8MBSPP-8FP	G62220-0808	7253-60845	1/2-14	1/2-14
12MBSPP-8FP	G62220-1208	7253-60855	3/4-14	1/2-14
12MBSPP-12FP	G62220-1212	7253-60865	3/4-14	3/4-14
16MBSPP-16FP	G62220-1616	7253-60875	1-11	1-11-1/2
20MBSPP-16FP	G62220-2016	7253-60885	1-1/4-11	1-11-1/2
20MBSPP-20FP	G62220-2020	7253-60895	1-1/4-11	1-1/4-11-1/2
24MBSPP-20FP	G62220-2420	7253-60905	1-1/2-11	1-1/4-11-1/2
24MBSPP-24FP	G62220-2424	7253-60915	1-1/2-11	1-1/2-11-1/2
32MBSPP-32FP	G62220-3232	7253-60925	2-11	2-11-1/2

EQUIPMENT

HOSE/CPLG.
SELECTION

TECH. DATA

EXT. &
VERY HIGH
PRESS. HOSE

GS CPLGS.

PCM CPLGS.

PCS CPLGS.

HIGH & MED.
PRESS. HOSE

MEGACRIMP®
CPLGS.

PC CPLGS.

FIELD
ATTACHABLE
CPLGS.

AIR BRAKE
HOSE &
CPLGS.

MEGATECH®
C5
HOSE &
CPLGS.

LOW PRESS.
HOSE &
CPLGS.

C14 HOSE
& CPLGS.

POLARSEAL®
HOSE &
CPLGS.

PWR. STG.
HOSE &
CPLGS.

THERMO-
PLASTIC
HOSE &
CPLGS.

ADAPTERS

QUICK
DISCONNECT
CPLGS.

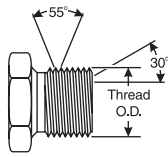
ACCESSORIES
& ASSORT-
MENTS

PART NUMBER
INDEXES

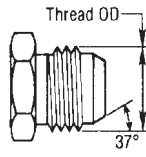
Adapters — British to SAE — G62 Series



Male British Standard Pipe Parallel to Male JIC 37° Flare




BSPP Male (MBSPP)



JIC 37° Male (MJ, MJLN)



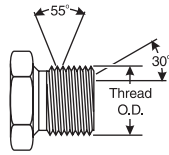
Descr	#				
				MBSPP	MJ
2MBSPP-4MJ	G62300-0204	G62300-0204	7253-60935	1/8-28	7/16-20
2MBSPP-5MJ	G62300-0205	G62300-0205	7253-60945	1/8-28	1/2-20
2MBSPP-6MJ	G62300-0206	G62300-0206	7253-60955	1/8-28	9/16-18
4MBSPP-4MJ	87900	G62300-0404	7253-15015	1/4-19	7/16-20
4MBSPP-5MJ	G62300-0405	G62300-0405	7253-60965	1/4-19	1/2-20
4MBSPP-6MJ	G62300-0406	G62300-0406	7253-60975	1/4-19	9/16-18
4MBSPP-8MJ	G62300-0408	G62300-0408	7253-60985	1/4-19	3/4-16
6MBSPP-4MJ	G62300-0604	G62300-0604	7253-60995	3/8-19	7/16-20
6MBSPP-5MJ	G62300-0605	G62300-0605	7253-61005	3/8-19	1/2-20
6MBSPP-6MJ	87901	G62300-0606	7253-15025	3/8-19	9/16-18
6MBSPP-8MJ	G62300-0608	G62300-0608	7253-61015	3/8-19	3/4-16
8MBSPP-6MJ	G62300-0806	G62300-0806	7253-61025	1/2-14	9/16-18
8MBSPP-8MJ	87902	G62300-0808	7253-15035	1/2-14	3/4-16
8MBSPP-10MJ	G62300-0810	G62300-0810	7253-61035	1/2-14	7/8-14
8MBSPP-12MJ	G62300-0812	G62300-0812	7253-61045	1/2-14	1-1/16-12
10MBSPP-8MJ	G62300-1008	G62300-1008	7253-61055	5/8-14	3/4-16
10MBSPP-10MJ	87903	G62300-1010	7253-15045	5/8-14	7/8-14
10MBSPP-12MJ	G62300-1012	G62300-1012	7253-61065	5/8-14	1-1/16-12
12MBSPP-8MJ	G62300-1208	G62300-1208	7253-61075	3/4-14	3/4-16
12MBSPP-10MJ	G62300-1210	G62300-1210	7253-61085	3/4-14	7/8-14
12MBSPP-12MJ	87904	G62300-1212	7253-15055	3/4-14	1-1/16-12
12MBSPP-14MJ	G62300-1214	G62300-1214	7253-61095	3/4-14	1-3/16-12
12MBSPP-16MJ	G62300-1216	G62300-1216	7253-61105	3/4-14	1-5/16-12
16MBSPP-12MJ	G62300-1612	G62300-1612	7253-61115	1-11	1-1/16-12
16MBSPP-14MJ	G62300-1614	G62300-1614	7253-61125	1-11	1-3/16-12
16MBSPP-16MJ	87905	G62300-1616	7253-15065	1-11	1-5/16-12
16MBSPP-20MJ	G62300-1620	G62300-1620	7253-61135	1-11	1-5/8-12
20MBSPP-16MJ	G62300-2016	G62300-2016	7253-61145	1-1/4-11	1-5/16-12
20MBSPP-20MJ	G62300-2020	G62300-2020	7253-61155	1-1/4-11	1-5/8-12
20MBSPP-24MJ	G62300-2024	G62300-2024	7253-61165	1-1/4-11	1-7/8-12
24MBSPP-20MJ	G62300-2420	G62300-2420	7253-61175	1-1/2-11	1-5/8-12
24MBSPP-24MJ	G62300-2424	G62300-2424	7253-61185	1-1/2-11	1-7/8-12
32MBSPP-32MJ	G62300-3232	G62300-3232	7253-61195	2-11	2-1/2-12

EQUIPMENT
HOSE/CPLG. SELECTION
TECH. DATA
EXT. & VERY HIGH PRESS. HOSE
GS CPLGS.
PCM CPLGS.
PCS CPLGS.
HIGH & MED. PRESS. HOSE
MEGACRIMP® CPLGS.
PC CPLGS.
FIELD ATTACHABLE CPLGS.
AIR BRAKE HOSE & CPLGS.
MEGATECH® C5 HOSE & CPLGS.
LOW PRESS. HOSE & CPLGS.
C14 HOSE & CPLGS.
POLARSEAL® HOSE & CPLGS.
PWR. STG. HOSE & CPLGS.
THERMO-PLASTIC HOSE & CPLGS.
ADAPTERS
QUICK DISCONNECT CPLGS.
ACCESSORIES & ASSORTMENTS
PART NUMBER INDEXES

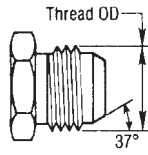


Adapters — British to SAE — G62 Series


Male British Standard Pipe Parallel to Male JIC 37° Flare – 45°




BSPP Male (MBSPP)



JIC 37° Male (MJ, MJLN)



Descr	#			
			MBSPP	MJ
2MBSPP-4MJ45	G62305-0204	7253-61205	1/8-28	7/16-20
4MBSPP-4MJ45	G62305-0404	7253-61215	1/4-19	7/16-20
4MBSPP-6MJ45	G62305-0406	7253-61225	1/4-19	9/16-18
6MBSPP-6MJ45	G62305-0606	7253-61235	3/8-19	9/16-18
6MBSPP-8MJ45	G62305-0608	7253-61245	3/8-19	3/4-16
8MBSPP-8MJ45	G62305-0808	7253-61255	1/2-14	3/4-16
8MBSPP-10MJ45	G62305-0810	7253-61265	1/2-14	7/8-14
8MBSPP-12MJ45	G62305-0812	7253-61275	1/2-14	1-1/16-12
12MBSPP-12MJ45	G62305-1212	7253-61285	3/4-14	1-1/16-12
16MBSPP-16MJ45	G62305-1616	7253-61295	1-11	1-5/16-12

EQUIPMENT

HOSE/CPLG. SELECTION

TECH. DATA

EXT. & VERY HIGH PRESS. HOSE

GS CPLGS.

PCM CPLGS.

PCS CPLGS.

HIGH & MED. PRESS. HOSE

MEGACRIMP® CPLGS.

PC CPLGS.

FIELD ATTACHABLE CPLGS.

AIR BRAKE HOSE & CPLGS.

MEGATECH® C5 HOSE & CPLGS.

LOW PRESS. HOSE & CPLGS.

C14 HOSE & CPLGS.

POLARSEAL® HOSE & CPLGS.

PWR. STG. HOSE & CPLGS.

THERMO-PLASTIC HOSE & CPLGS.

ADAPTERS

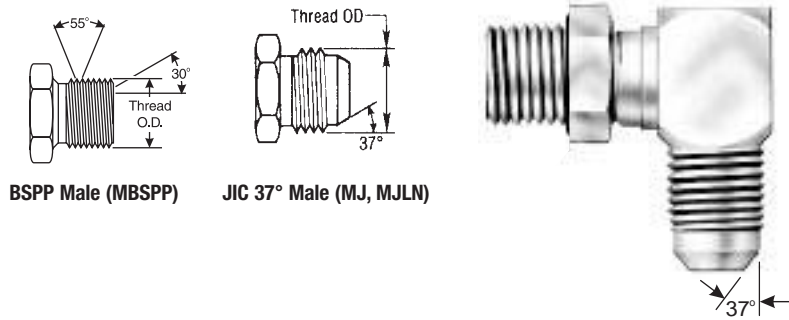
QUICK DISCONNECT CPLGS.

ACCESSORIES & ASSORTMENTS

PART NUMBER INDEXES


Adapters — British to SAE — G62 Series

Male British Standard Pipe Parallel to Male JIC 37° Flare – 90°



BSPP Male (MBSPP)

JIC 37° Male (MJ, MJLN)

Descr	#			
			MBSPP	MJ
2MBSPPP-4MJ90	G62310-0204	7253-61305	1/8-28	7/16-20
4MBSPPP-4MJ90	G62310-0404	7253-61315	1/4-19	7/16-20
4MBSPPP-5MJ90	G62310-0405	7253-61325	1/4-19	1/2-20
4MBSPP-6MJ90	G62310-0406	7253-61335	1/4-19	9/16-18
4MBSPP-8MJ90	G62310-0408	7253-61345	1/4-19	3/4-16
6MBSPP-4MJ90	G62310-0604	7253-61355	3/8-19	7/16-20
6MBSPP-5MJ90	G62310-0605	7253-61365	3/8-19	1/2-20
6MBSPP-8MJ90	G62310-0608	7253-61385	3/8-19	3/4-16
8MBSPP-6MJ90	G62310-0806	7253-61395	1/2-14	9/16-18
8MBSPP-10MJ90	G62310-0810	7253-61415	1/2-14	7/8-14
8MBSPP-12MJ90	G62310-0812	7253-61425	1/2-14	1-1/16-12
12MBSPP-8MJ90	G62310-1208	7253-61435	3/4-14	3/4-16
12MBSPP-10MJ90	G62310-1210	7253-61445	3/4-14	7/8-14
12MBSPP-16MJ90	G62310-1216	7253-61465	3/4-14	1-5/16-12
16MBSPP-12MJ90	G62310-1612	7253-61475	1-11	1-1/16-12
16MBSPP-16MJ90	G62310-1616	7253-61485	1-11	1-5/16-12
16MBSPP-20MJ90	G62310-1620	7253-61495	1-11	1-5/8-12
20MBSPP-16MJ90	G62310-2016	7253-61505	1-1/4-11	1-5/16-12
20MBSPP-20MJ90	G62310-2020	7253-61515	1-1/4-11	1-5/8-12
24MBSPP-24MJ90	G62310-2424	7253-61525	1-1/2-11	1-7/8-12

EQUIPMENT

HOSE/CPLG. SELECTION

TECH. DATA

EXT. & VERY HIGH PRESS. HOSE

GS CPLGS.

PCM CPLGS.

PCS CPLGS.

HIGH & MED. PRESS. HOSE

MEGACRIMP® CPLGS.

PC CPLGS.

FIELD ATTACHABLE CPLGS.

AIR BRAKE HOSE & CPLGS.

MEGATECH™ C5 HOSE & CPLGS.

LOW PRESS. HOSE & CPLGS.

C14 HOSE & CPLGS.

POLARSEAL® HOSE & CPLGS.

PWR. STG. HOSE & CPLGS.

THERMO-PLASTIC HOSE & CPLGS.

ADAPTERS

QUICK DISCONNECT CPLGS.

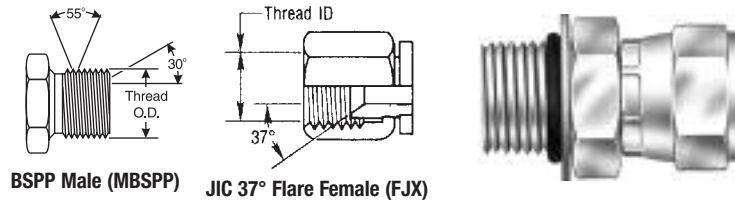
ACCESSORIES & ASSORTMENTS


PART NUMBER INDEXES



Adapters — British to SAE — G62 Series

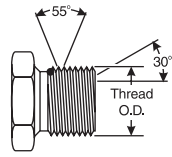
Male British Standard Pipe Parallel to Female JIC 37° Flare Swivel



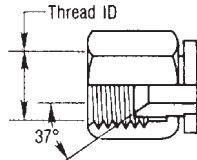
DESCR	#				
				MBSPP	FJX
2MBSPP-4FJX	G62320-0204	G62320-0204	7253-61535	1/8-28	7/16-20
4MBSPP-4FJX	87911	G62320-0404	7253-15125	1/4-19	7/16-20
4MBSPP-5FJX	G62320-0405	G62320-0405	7253-61545	1/4-19	1/2-20
4MBSPP-6FJX	G62320-0406	G62320-0406	7253-61555	1/4-19	9/16-18
6MBSPP-4FJX	G62320-0604	G62320-0604	7253-61565	3/8-19	7/16-20
6MBSPP-6FJX	87912	G62320-0606	7253-15135	3/8-19	9/16-18
6MBSPP-8FJX	G62320-0608	G62320-0608	7253-61575	3/8-19	3/4-16
8MBSPP-4FJX	G62320-0804	G62320-0804	7253-61585	1/2-14	7/16-20
8MBSPP-6FJX	G62320-0806	G62320-0806	7253-61595	1/2-14	9/16-18
8MBSPP-8FJX	87913	G62320-0808	7253-15145	1/2-14	3/4-16
8MBSPP-10FJX	G62320-0810	G62320-0810	7253-61605	1/2-14	7/8-14
8MBSPP-12FJX	G62320-0812	G62320-0812	7253-61615	1/2-14	1-1/16-12
10MBSPP-8FJX	G62320-1008	G62320-1008	7253-61625	5/8-14	3/4-16
10MBSPP-10FJX	87914	G62320-1010	7253-15155	5/8-14	7/8-14
12MBSPP-8FJX	G62320-1208	G62320-1208	7253-61635	3/4-14	3/4-16
12MBSPP-12FJX	87915	G62320-1212	7253-15165	3/4-14	1-1/16-12
12MBSPP-16FJX	G62320-1216	G62320-1216	7253-61645	3/4-14	1-5/16-12
16MBSPP-16FJX	87916	G62320-1616	7253-15175	1-11	1-5/16-12
16MBSPP-20FJX	G62320-1620	G62320-1620	7253-61655	1-11	1-5/8-12
20MBSPP-16FJX	G62320-2016	G62320-2016	7253-61665	1-1/4-11	1-5/16-12
20MBSPP-20FJX	G62320-2020	G62320-2020	7253-61675	1-1/4-11	1-5/8-12
24MBSPP-24FJX	G62320-2424	G62320-2424	7253-61685	1-1/2-11	1-7/8-12
32MBSPP-32FJX	G62320-3232	G62320-3232	7253-61695	2-11	2-1/2-12

- EQUIPMENT
- HOSE/CPLG. SELECTION
- TECH. DATA
- EXT. & VERY HIGH PRESS. HOSE
- GS CPLGS.
- PCM CPLGS.
- PCS CPLGS.
- HIGH & MED. PRESS. HOSE
- MEGACRIMP® CPLGS.
- PC CPLGS.
- FIELD ATTACHABLE CPLGS.
- AIR BRAKE HOSE & CPLGS.
- MEGATECH® C5 HOSE & CPLGS.
- LOW PRESS. HOSE & CPLGS.
- C14 HOSE & CPLGS.
- POLARSEAL® HOSE & CPLGS.
- PWR. STG. HOSE & CPLGS.
- THERMO-PLASTIC HOSE & CPLGS.
- ADAPTERS
- QUICK DISCONNECT CPLGS.
- ACCESSORIES & ASSORTMENTS
- PART NUMBER INDEXES


Male British Standard Pipe Parallel with O-Ring to Male JIC 37° Flare




BSPP Male (MBSPP)

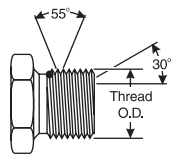


JIC 37° Male (MJ, MJLN)

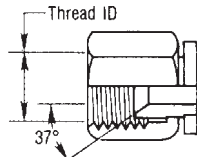


Descr	#				
				MBSPP	MJ
2MBSPPOR-4MJ	88045	G62450-0204	7253-14005	1/8-28	7/16-20
4MBSPPOR-4MJ	88046	G62450-0404	7253-14015	1/4-19	7/16-20
4MBSPPOR-5MJ	G62450-0405	G62450-0405	7253-61705	1/4-19	1/2-20
4MBSPPOR-6MJ	88047	G62450-0406	7253-14025	1/4-19	9/16-18
6MBSPPOR-4MJ	88048	G62450-0604	7253-14035	3/8-19	7/16-20
6MBSPPOR-5MJ	G62450-0605	G62450-0605	7253-61715	3/8-19	1/2-20
6MBSPPOR-6MJ	88049	G62450-0606	7253-14045	3/8-19	9/16-18
6MBSPPOR-8MJ	88050	G62450-0608	7253-14055	3/8-19	3/4-16
8MBSPPOR-6MJ	88051	G62450-0806	7253-14075	1/2-14	9/16-18
8MBSPPOR-8MJ	88052	G62450-0808	7253-14085	1/2-14	3/4-16
8MBSPPOR-10MJ	G62450-0810	G62450-0810	7253-61725	1/2-14	7/8-14
8MBSPPOR-12MJ	88056	G62450-0812	7253-14605	1/2-14	1-1/16-12
12MBSPPOR-8MJ	G62450-1208	G62450-1208	7253-61735	3/4-14	3/4-16
12MBSPPOR-10MJ	G62450-1210	G62450-1210	7253-61745	3/4-14	7/8-14
12MBSPPOR-12MJ	88053	G62450-1212	7253-14095	3/4-14	1-1/16-12
12MBSPPOR-16MJ	G62450-1216	G62450-1216	7253-61755	3/4-14	1-5/16-12
16MBSPPOR-12MJ	G62450-1612	G62450-1612	7253-61765	1-11	1-1/16-12
16MBSPPOR-16MJ	88054	G62450-1616	7253-14105	1-11	1-5/16-12
20MBSPPOR-20MJ	88055	G62450-2020	7253-14115	1-1/4-11	1-5/8-12
20MBSPPOR-24MJ	G62450-2024	G62450-2024	7253-61775	1-1/4-11	1-7/8-12
24MBSPPOR-24MJ	G62450-2424	G62450-2424	7253-61785	1-1/2-11	1-7/8-12

Male British Standard Pipe Parallel with O-Ring to Male JIC 37° Flare – 90°




BSPP Male (MBSPP)



JIC 37° Male (MJ, MJLN)



Descr	#				
				MBSPP	MJ
6MBSPPOR-6MJ90	87890	G62460-0606	7253-14505	3/8-19	9/16-18
8MBSPPOR-8MJ90	87891	G62460-0808	7253-14515	1/2-14	3/4-16
12MBSPPOR-12MJ90	87892	G62460-1212	7253-14525	3/4-14	1-1/16-12



EQUIPMENT

HOSE/CPLG. SELECTION

TECH. DATA

EXT. & VERY HIGH PRESS. HOSE

GS CPLGS.

PCM CPLGS.

PCS CPLGS.

HIGH & MED. PRESS. HOSE

MEGACRIMP® CPLGS.

PC CPLGS.

FIELD ATTACHABLE CPLGS.

AIR BRAKE HOSE & CPLGS.

MEGATECH™ C5 HOSE & CPLGS.

LOW PRESS. HOSE & CPLGS.

C14 HOSE & CPLGS.

POLARSEAL® HOSE & CPLGS.

PWR. STG. HOSE & CPLGS.

THERMO-PLASTIC HOSE & CPLGS.

ADAPTERS

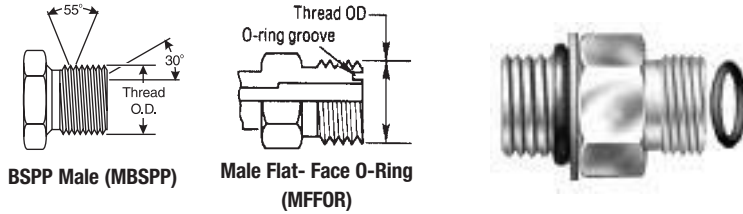
QUICK DISCONNECT CPLGS.


ACCESSORIES & ASSORTMENTS

PART NUMBER INDEXES

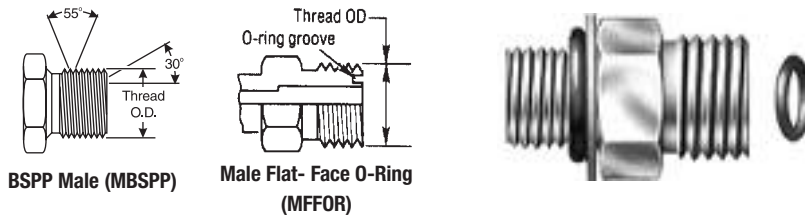
Adapters — British to SAE – G62 Series


Male British Standard Pipe Parallel with O-Ring to Male Flat-Face O-Ring



Descr	#			
			BSPP	FFOR
2MBSPPOR-4MFFOR	G62470-0204	7253-61795	1/8-28	9/16-18
4MBSPPOR-4MFFOR	G62470-0404	7253-61805	1/4-19	9/16-18
4MBSPPOR-6MFFOR	G62470-0406	7253-61815	1/4-19	11/16-16
6MBSPPOR-6MFFOR	G62470-0606	7253-61825	3/8-19	11/16-16
6MBSPPOR-8MFFOR	G62470-0608	7253-61835	3/8-19	13/16-16
8MBSPPOR-6MFFOR	G62470-0806	7253-61845	1/2-14	11/16-16
8MBSPPOR-8MFFOR	G62470-0808	7253-61855	1/2-14	13/16-16
8MBSPPOR-10MFFOR	G62470-0810	7253-61865	1/2-14	1-14
12MBSPPOR-12MFFOR	G62470-1212	7253-61875	3/4-14	1-3/16-12
12MBSPPOR-16MFFOR	G62470-1216	7253-61885	3/4-14	1-7/16-12
16MBSPPOR-12MFFOR	G62470-1612	7253-61895	1-11	1-3/16-12
16MBSPPOR-16MFFOR	G62470-1616	7253-61905	1-11	1-7/16-12
20MBSPPOR-20MFFOR	G62470-2020	7253-61915	1-1/4-11	1-11/16-12
24MBSPPOR-24MFFOR	G62470-2424	7253-61925	1-1/2-11	2-12

Male British Standard Pipe Parallel with O-Ring to Male Flat-Face O-Ring — Long

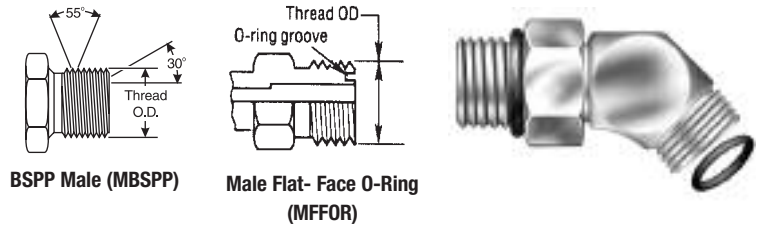



Descr	#			
			BSPP	FFOR
6MBSPPOR-8MFFORL	G62471-0608	7253-61935	3/8-19	13/16-16
8MBSPPOR-8MFFORL	G62471-0808	7253-61945	1/2-14	13/16-16
8MBSPPOR-10MFFORL	G62471-0810	7253-61955	1/2-14	1-14
12MBSPPOR-10MFFORL	G62471-1210	7253-61965	3/4-14	1-14
12MBSPPOR-12MFFORL	G62471-1212	7253-61975	3/4-14	1-3/16-12
16MBSPPOR-16MFFORL	G62471-1616	7253-61985	1-11	1-7/16-12
20MBSPPOR-20MFFORL	G62471-2020	7253-61995	1-1/4-11	1-11/16-12

Adapters — British to SAE — G62 Series

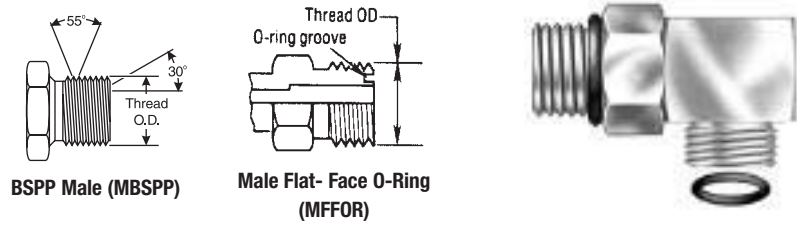



Male British Standard Pipe Parallel with O-Ring to Male Flat-Face O-Ring – 45°



Descr	#			
			MBSPP	MFFOR
2MBSPPOR-4MFFOR45	G62473-0204	7253-62005	1/8–28	9/16–18
4MBSPPOR-4MFFOR45	G62473-0404	7253-62015	1/4–19	9/16–18
4MBSPPOR-6MFFOR45	G62473-0406	7253-62025	1/4–19	11/16–16
6MBSPPOR-6MFFOR45	G62473-0606	7253-62035	3/8–19	11/16–16
6MBSPPOR-8MFFOR45	G62473-0608	7253-62045	3/8–19	13/16–16
8MBSPPOR-8MFFOR45	G62473-0808	7253-62055	1/2–14	13/16–16
8MBSPPOR-10MFFOR45	G62473-0810	7253-62065	1/2–14	1–14

Male British Standard Pipe Parallel with O-Ring to Male Flat-Face O-Ring – 90°



Descr	#			
			MBSPP	MFFOR
2MBSPPOR-4MFFOR90	G62475-0204	7253-62075	1/8–28	9/16–18
4MBSPPOR-4MFFOR90	G62475-0404	7253-62085	1/4–19	9/16–18
4MBSPPOR-6MFFOR90	G62475-0406	7253-62095	1/4–19	11/16–16
4MBSPPOR-8MFFOR90	G62475-0408	7253-62105	1/4–19	13/16–16
6MBSPPOR-6MFFOR90	G62475-0606	7253-62115	3/8–19	11/16–16
6MBSPPOR-8MFFOR90	G62475-0608	7253-62125	3/8–19	13/16–16
8MBSPPOR-6MFFOR90	G62475-0806	7253-62135	1/2–14	11/16–16
8MBSPPOR-8MFFOR90	G62475-0808	7253-62145	1/2–14	13/16–16
8MBSPPOR-10MFFOR90	G62475-0810	7253-62155	1/2–14	1–14
8MBSPPOR-12MFFOR90	G62475-0812	7253-62165	1/2–14	1-3/16–12
12MBSPPOR-12MFFOR90	G62475-1212	7253-62175	3/4–14	1-3/16–12
12MBSPPOR-16MFFOR90	G62475-1216	7253-62185	3/4–14	1-7/16–12
16MBSPPOR-12MFFOR90	G62475-1612	7253-62195	1–11	1-3/16–12
16MBSPPOR-16MFFOR90	G62475-1616	7253-62205	1–11	1-7/16–12
20MBSPPOR-16MFFOR90	G62475-2016	7253-62215	1-1/4–11	1-7/16–12
20MBSPPOR-20MFFOR90	G62475-2020	7253-62225	1-1/4–11	1-11/16–12
24MBSPPOR-24MFFOR90	G62475-2424	7253-62235	1-1/2–11	2–12

EQUIPMENT

HOSE/CPLG. SELECTION

TECH. DATA

EXT. & VERY HIGH PRESS. HOSE

GS CPLGS.

PCM CPLGS.

PCS CPLGS.

HIGH & MED. PRESS. HOSE

MEGACRIMP® CPLGS.

PC CPLGS.

FIELD ATTACHABLE CPLGS.

AIR BRAKE HOSE & CPLGS.

MEGATECH® C5 HOSE & CPLGS.

LOW PRESS. HOSE & CPLGS.

C14 HOSE & CPLGS.

POLARSEAL® HOSE & CPLGS.

PWR. STG. HOSE & CPLGS.

THERMO-PLASTIC HOSE & CPLGS.

ADAPTERS

QUICK DISCONNECT CPLGS.

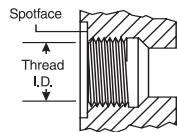
ACCESSORIES & ASSORTMENTS

PART NUMBER INDEXES

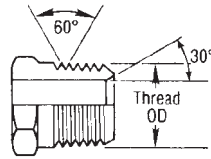


Adapters — British to SAE — G62 Series

Female British Standard Pipe Parallel to Male Pipe NPTF




FBSPP Female

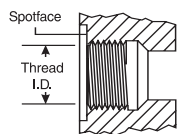


NPTF Solid Male (MP)

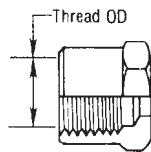


DESCR	#			
			FBSPP	MP (NPTF)
2FBSPP-2MP	G62500-0202	7253-62245	1/8-28	1/8-27
2FBSPP-4MP	G62500-0204	7253-62255	1/8-28	1/4-18
4FBSPP-4MP	G62500-0404	7253-62265	1/4-19	1/4-18
4FBSPP-6MP	G62500-0406	7253-62275	1/4-19	3/8-18
4FBSPP-8MP	G62500-0408	7253-62285	1/4-19	1/2-14
6FBSPP-6MP	G62500-0606	7253-62295	3/8-19	3/8-18
6FBSPP-8MP	G62500-0608	7253-62305	3/8-19	1/2-14
8FBSPP-8MP	G62500-0808	7253-62315	1/2-14	1/2-14
8FBSPP-12MP	G62500-0812	7253-62325	1/2-14	3/4-14
12FBSPP-12MP	G62500-1212	7253-62335	3/4-14	3/4-14
12FBSPP-16MP	G62500-1216	7253-62345	3/4-14	1-11 1/2
16FBSPP-16MP	G62500-1616	7253-62355	1-11	1-11 1/2
20FBSPP-20MP	G62500-2020	7253-62365	1-1/4-11	1-1/4-11-1/2
20FBSPP-24MP	G62500-2024	7253-62375	1-1/4-11	1-1/4-11-1/2
24FBSPP-24MP	G62500-2424	7253-62385	1-1/2-11	1-1/2-11-1/2
32FBSPP-32MP	G62500-3232	7253-62395	2-11	2-11-1/2


Female British Standard Pipe Parallel to Female Pipe NPTF




FBSPP Female



NPTF or NPSF Solid Female (FP)

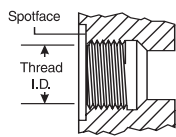


DESCR	#			
			FBSPP	FP (NPTF)
4FBSPP-4FP	G62520-0404	7253-65525	1/4-19	1/4-18
6FBSPP-6FP	G62520-0606	7253-65535	3/8-19	3/8-18
8FBSPP-8FP	G62520-0808	7253-65545	1/2-14	1/2-14
12FBSPP-12FP	G62520-1212	7253-65555	3/4-14	3/4-14
16FBSPP-16FP	G62520-1616	7253-65565	1-11	1-11-1/2
20FBSPP-20FP	G62520-2020	7253-65575	1-1/4-11	1-1/4-11-1/2

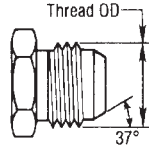
Adapters — British to SAE — G62 Series



Female British Standard Pipe Parallel to Male JIC 37° Flare




FBSPP Female

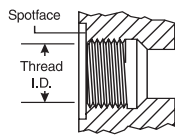


JIC 37° Male (MJ, MJLN)

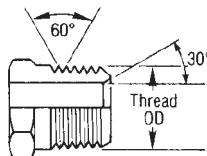


Descr	#				
				FBSPP	MJ
2FBSPP-4MJ	88360	G62550-0204	7253-14155	1/8-28	7/16-20
4FBSPP-4MJ	88359	G62550-0404	7253-14225	1/4-19	7/16-20
4FBSPP-6MJ	88361	G62550-0406	7253-14165	1/4-19	9/16-18
6FBSPP-6MJ	88362	G62550-0606	7253-14175	3/8-19	9/16-18
6FBSPP-8MJ	G62550-0608	G62550-0608	7253-62405	3/8-19	3/4-16
8FBSPP-8MJ	88363	G62550-0808	7253-14185	1/2-14	3/4-16
12FBSPP-12MJ	88364	G62550-1212	7253-14195	3/4-14	1-1/16-12
16FBSPP-16MJ	88365	G62550-1616	7253-14205	1-11	1-5/16-12
20FBSPP-20MJ	88366	G62550-2020	7253-14215	1-1/4-11	1-5/8-12
24FBSPP-24MJ	G62550-2424	G62550-2424	7253-62415	1-1/2-11	1-7/8-12

Female British Standard Pipe Parallel Swivel to Male Pipe NPTF – 90°




FBSPP Female



NPTF Solid Male (MP)



Descr	#			
			FBSPP	MP (NPTF)
2FBSPPX-2MP90	G62605-0202	7253-62425	1/8-28	1/8-27
4FBSPPX-4MP90	G62605-0404	7253-62435	1/4-19	1/4-18
6FBSPPX-6MP90	G62605-0606	7253-62445	3/8-19	3/8-18
8FBSPPX-8MP90	G62605-0808	7253-62455	1/2-14	1/2-14
12FBSPPX-12MP90	G62605-1212	7253-62465	3/4-14	3/4-14
16FBSPPX-16MP90	G62605-1616	7253-62475	1-11	1-11-1/2
20FBSPPX-20MP90	G62605-2020	7253-62485	1-1/4-11	1-1/4-11-1/2
24FBSPPX-24MP90	G62605-2424	7253-62495	1-1/2-11	1-1/4-11-1/2

EQUIPMENT

HOSE/CPLG. SELECTION

TECH. DATA

EXT. & VERY HIGH PRESS. HOSE

GS CPLGS.

PCM CPLGS.

PCS CPLGS.

HIGH & MED. PRESS. HOSE

MEGACRIMP® CPLGS.

PC CPLGS.

FIELD ATTACHABLE CPLGS.

AIR BRAKE HOSE & CPLGS.

MEGATECH® C5 HOSE & CPLGS.

LOW PRESS. HOSE & CPLGS.

C14 HOSE & CPLGS.

POLARSEAL® HOSE & CPLGS.

PWR. STG. HOSE & CPLGS.

THERMO-PLASTIC HOSE & CPLGS.

ADAPTERS

QUICK DISCONNECT CPLGS.

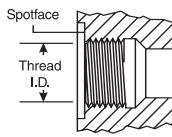
ACCESSORIES & ASSORTMENTS

PART NUMBER INDEXES

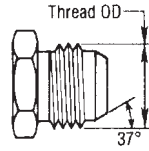


Adapters — British to SAE — G62 Series

Female British Standard Pipe Parallel Swivel to Male JIC 37° Flare




FBSPP Female



JIC 37° Male (MJ, MJLN)



DESCR	#				
				FBSPP	MJ
2FBSPPX-4MJ	G62650-0204	G62650-0204	7253-62545	1/8-28	7/16-20
4FBSPPX-4MJ	87923	G62650-0404	7253-15245	1/4-19	7/16-20
4FBSPPX-5MJ	G62650-0405	G62650-0405	7253-62555	1/4-19	1/2-20
4FBSPPX-6MJ	G62650-0406	G62650-0406	7253-62565	1/4-19	9/16-18
6FBSPPX-4MJ	G62650-0604	G62650-0604	7253-62575	3/8-19	7/16-20
6FBSPPX-5MJ	G62650-0605	G62650-0605	7253-62585	3/8-19	1/2-20
6FBSPPX-6MJ	87924	G62650-0606	7253-15255	3/8-19	9/16-18
6FBSPPX-8MJ	G62650-0608	G62650-0608	7253-62595	3/8-19	3/4-16
6FBSPPX-10MJ	G62650-0610	G62650-0610	7253-62605	3/8-19	7/8-14
8FBSPPX-6MJ	G62650-0806	G62650-0806	7253-62615	1/2-14	9/16-18
8FBSPPX-8MJ	87925	G62650-0808	7253-15265	1/2-14	3/4-16
8FBSPPX-10MJ	G62650-0810	G62650-0810	7253-62625	1/2-14	7/8-14
10FBSPPX-8MJ	G62650-1008	G62650-1008	7253-62635	5/8-14	3/4-16
10FBSPPX-10MJ	87926	G62650-1010	7253-15275	5/8-14	7/8-14
12FBSPPX-8MJ	G62650-1208	G62650-1208	7253-62645	3/4-14	3/4-16
12FBSPPX-10MJ	G62650-1210	G62650-1210	7253-62655	3/4-14	7/8-14
12FBSPPX-12MJ	87927	G62650-1212	7253-15285	3/4-14	1-1/16-12
16FBSPPX-12MJ	G62650-1612	G62650-1612	7253-62675	1-11	1 1/16-12
16FBSPPX-16MJ	87928	G62650-1616	7253-15295	1-11	1-5/16-12
20FBSPPX-20MJ	G62650-2020	G62650-2020	7253-62685	1-1/4-11	1-5/8-12
24FBSPPX-24MJ	G62650-2424	G62650-2424	7253-62695	1-1/2-11	1-7/8-12

EQUIPMENT

HOSE/CPLG. SELECTION

TECH. DATA

EXT. & VERY HIGH PRESS. HOSE

GS CPLGS.

PCM CPLGS.

PCS CPLGS.

HIGH & MED. PRESS. HOSE

MEGACRIMP® CPLGS.

PC CPLGS.

FIELD ATTACHABLE CPLGS.

AIR BRAKE HOSE & CPLGS.

MEGATECH®/C5 HOSE & CPLGS.

LOW PRESS. HOSE & CPLGS.

C14 HOSE & CPLGS.

POLARSEAL® HOSE & CPLGS.

PWR. STG. HOSE & CPLGS.

THERMO-PLASTIC HOSE & CPLGS.

ADAPTERS

QUICK DISCONNECT CPLGS.

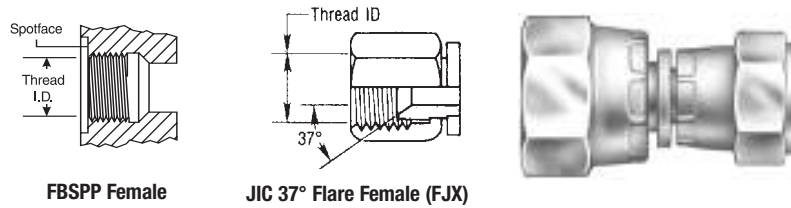
ACCESSORIES & ASSORTMENTS

PART NUMBER INDEXES

Adapters — British to SAE — G62 Series




Female British Standard Pipe Parallel Swivel to Female JIC 37° Flare Swivel

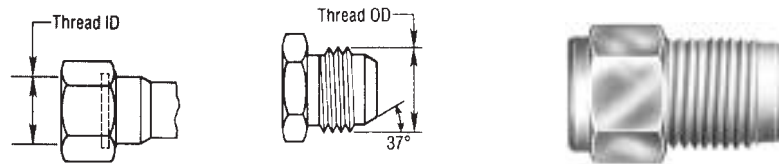


FBSPP Female

JIC 37° Flare Female (FJX)


Descr	#				
				FBSPP	FJX
4FBSPPX-4FJX	87929	G62660-0404	7253-15305	1/4-19	7/16-20
4FBSPPX-6FJX	G62660-0406	G62660-0406	7253-62505	1/4-19	9/16-18
6FBSPPX-6FJX	87930	G62660-0606	7253-15315	3/8-19	9/16-18
6FBSPPX-8FJX	G62660-0608	G62660-0608	7253-62515	3/8-19	3/4-16
8FBSPPX-6FJX	G62660-0806	G62660-0806	7253-62525	1/2-14	9/16-18
8FBSPPX-8FJX	87931	G62660-0808	7253-15325	1/2-14	3/4-16
10FBSPPX-10FJX	87932	G62660-1010	7253-15335	5/8-14	7/8-14
12FBSPPX-12FJX	87933	G62660-1212	7253-15345	3/4-14	1-1/16-12
16FBSPPX-16FJX	87934	G62660-1616	7253-15355	1-11	1-5/16-12
20FBSPPX-20FJX	G62660-2020	G62660-2020	7253-62535	1-1/4-11	1-5/8-12

Female British Flat-Face O-Ring to Male JIC 37° Flare



Female British Flat-Face (FBFF)

JIC 37° Male (MJ, MJLN)

Descr	#			
			FBFF	MJ
6FBFFOR-6MJ	G62801-0606	7253-62705	3/8-19	9/16-18
8FBFFOR-6MJ	G62801-0806	7253-62715	1/2-14	9/16-18
8FBFFOR-8MJ	G62801-0808	7253-62725	1/2-14	3/4-16
8FBFFOR-10MJ	G62801-0810	7253-62735	1/2-14	7/8-14
10FBFFOR-8MJ	G62801-1008	7253-62745	5/8-14	3/4-16
12FBFFOR-8MJ	G62801-1208	7253-62755	3/4-14	3/4-16
12FBFFOR-10MJ	G62801-1210	7253-62765	3/4-14	7/8-14
12FBFFOR-12MJ	G62801-1212	7253-62775	3/4-14	1-1/16-12

EQUIPMENT

HOSE/CPLG. SELECTION

TECH. DATA

EXT. & VERY HIGH PRESS. HOSE

GS CPLGS.

PCM CPLGS.

PCS CPLGS.

HIGH & MED. PRESS. HOSE

MEGACRIMP® CPLGS.

PC CPLGS.

FIELD ATTACHABLE CPLGS.

AIR BRAKE HOSE & CPLGS.

MEGATECH® C5 HOSE & CPLGS.

LOW PRESS. HOSE & CPLGS.

C14 HOSE & CPLGS.

POLARSEAL® HOSE & CPLGS.

PWR. STG. HOSE & CPLGS.

THERMO-PLASTIC HOSE & CPLGS.

ADAPTERS

QUICK DISCONNECT CPLGS.

ACCESSORIES & ASSORTMENTS


PART NUMBER INDEXES



Metric Conversion

Male Metric O-Ring Plug



Descr	#		
12MMOR-PLUG	G63099-0012	7253-65415	M12X1.5
14MMOR-PLUG	G63099-0014	7253-65425	M14X1.5
16MMOR-PLUG	G63099-0016	7253-65435	M16X1.5
18MMOR-PLUG	G63099-0018	7253-65445	M18X1.5
20MMOR-PLUG	G63099-0020	7253-65455	M20X1.5
22MMOR-PLUG	G63099-0022	7253-65465	M22X1.5
24MMOR-PLUG	G63099-0024	7253-65475	M24X1.5
26MMOR-PLUG	G63099-0026	7253-65485	M26X1.5
30MMOR-PLUG	G63099-0030	7253-65495	M30X2.0
36MMOR-PLUG	G63099-0036	7253-65505	M36X2.0
42MMOR-PLUG	G63099-0042	7253-65515	M42X2.0

EQUIPMENT

HOSE/CPLG.
SELECTION

TECH. DATA

EXT. &
VERY HIGH
PRESS. HOSE

GS CPLGS.

PCM CPLGS.

PCS CPLGS.

HIGH & MED.
PRESS. HOSEMEGACRIMP®
CPLGS.

PC CPLGS.

FIELD
ATTACHABLE
CPLGS.AIR BRAKE
HOSE &
CPLGS.MEGATECH®
C5
HOSE &
CPLGS.LOW PRESS.
HOSE &
CPLGS.C14 HOSE
& CPLGS.POLARSEAL®
HOSE &
CPLGS.PWR. STG.
HOSE &
CPLGS.THERMO-
PLASTIC
HOSE &
CPLGS.

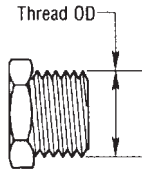
ADAPTERS

QUICK
DISCONNECT
CPLGS.ACCESSORIES
& ASSORT-
MENTSPART NUMBER
INDEXES

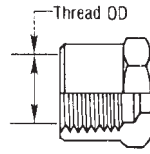
Adapters — Metric Conversion — G63 Series



Male Metric DIN 3852 Type A to Female Pipe NPTF




Male Metric



NPTF or NPSF Solid Female (FP)



Descr	#			
			MM	FP (NPTF)
10MM-2FP	G63120-1002	7253-62785	M10X1.0	1/8-27
12MM-2FP	G63120-1202	7253-62795	M12X1.5	1/8-27
12MM-4FP	G63120-1204	7253-62805	M12X1.5	1/4-18
12MM-6FP	G63120-1206	7253-62815	M12X1.5	3/8-18
14MM-4FP	G63120-1404	7253-62825	M14X1.5	1/4-18
16MM-6FP	G63120-1606	7253-62835	M16X1.5	3/8-18
16MM-8FP	G63120-1608	7253-62845	M16X1.5	1/2-14
18MM-6FP	G63120-1806	7253-62855	M18X1.5	3/8-18
18MM-8FP	G63120-1808	7253-62865	M18X1.5	1/2-14
20MM-4FP	G63120-2004	7253-62875	M20X1.5	1/4-18
20MM-6FP	G63120-2006	7253-62885	M20X1.5	3/8-18
20MM-8FP	G63120-2008	7253-62895	M20X1.5	1/2-14
22MM-6FP	G63120-2206	7253-62905	M22X1.5	3/8-18
22MM-8FP	G63120-2208	7253-62915	M22X1.5	1/2-14
22MM-12FP	G63120-2212	7253-62925	M22X1.5	3/4-14
24MM-12FP	G63120-2412	7253-62935	M24X1.5	3/4-14
26MM-12FP	G63120-2612	7253-62945	M26X1.5	3/4-14
27MM-12FP	G63120-2712	7253-62955	M27X2.0	3/4-14
33MM-16FP	G63120-3316	7253-62965	M33X2.0	1-5/16-12

EQUIPMENT

HOSE/CPLG. SELECTION

TECH. DATA

EXT. & VERY HIGH PRESS. HOSE

GS CPLGS.

PCM CPLGS.

PCS CPLGS.

HIGH & MED. PRESS. HOSE

MEGACRIMP® CPLGS.

PC CPLGS.

FIELD ATTACHABLE CPLGS.

AIR BRAKE HOSE & CPLGS.

MEGATECH® C5 HOSE & CPLGS.

LOW PRESS. HOSE & CPLGS.

C14 HOSE & CPLGS.

POLARSEAL® HOSE & CPLGS.

PWR. STG. HOSE & CPLGS.

THERMO-PLASTIC HOSE & CPLGS.

ADAPTERS

QUICK DISCONNECT CPLGS.

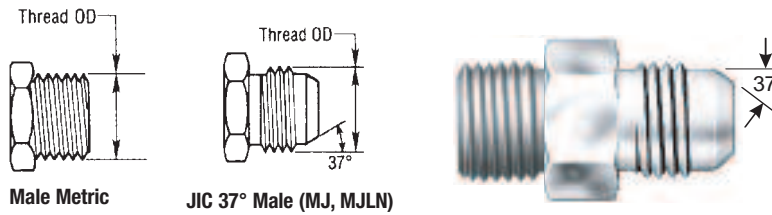
ACCESSORIES & ASSORTMENTS


PART NUMBER INDEXES



Adapters — Metric Conversion — G63 Series

Male Metric DIN 3852 Type A to Male JIC 37° Flare



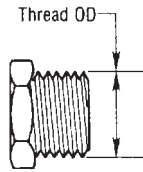
DESCR	#				
				MM	MJ
10MM-4MJ	88030	G63150-1004	7253-14355	M10X1.0	7/16-20
12MM-4MJ	88031	G63150-1204	7253-14365	M12X1.5	7/16-20
12MM-5MJ	G63150-1205	G63150-1205	7253-62975	M12X1.5	1/2-20
12MM-6MJ	G63150-1206	G63150-1206	7253-62985	M12X1.5	9/16-18
14MM-4MJ	G63150-1404	G63150-1404	7253-62995	M14X1.5	7/16-20
14MM-6MJ	88032	G63150-1406	7253-14375	M14X1.5	9/16-18
14MM-8MJ	G63150-1408	G63150-1408	7253-63005	M14X1.5	3/4-16
16MM-5MJ	G63150-1605	G63150-1605	7253-63015	M16X1.5	1/2-20
16MM-6MJ	88033	G63150-1606	7253-14385	M16X1.5	9/16-18
16MM-8MJ	88034	G63150-1608	7253-14395	M16X1.5	3/4-16
18MM-8MJ	88035	G63150-1808	7253-14405	M18X1.5	3/4-16
18MM-10MJ	88036	G63150-1810	7253-14415	M18X1.5	7/8-14
20MM-10MJ	88037	G63150-2010	7253-14425	M20X1.5	7/8-14
22MM-8MJ	G63150-2208	G63150-2208	7253-63025	M22X1.5	3/4-16
22MM-10MJ	88038	G63150-2210	7253-14435	M22X1.5	7/8-14
22MM-12MJ	88039	G63150-2212	7253-14445	M22X1.5	1-1/16-12
26MM-12MJ	G63150-2612	G63150-2612	7253-63035	M26X1.5	1 1/16-12
27MM-12MJ	88040	G63150-2712	7253-14455	M27X2.0	1-1/16-12
27MM-16MJ	G63150-2716	G63150-2716	7253-63045	M27X2.0	1-5/16-12
33MM-16MJ	88041	G63150-3316	7253-14465	M33X2.0	1-5/16-12
33MM-20MJ	G63150-3320	G63150-3320	7253-63055	M33X1.5	1-5/8-12
42MM-20MJ	88042	G63150-4220	7253-14475	M42X2.0	1-5/8-12
48MM-24MJ	G63150-4824	G63150-4824	7253-63065	M48X1.5	1-7/8-12

EQUIPMENT
HOSE/CPLG. SELECTION
TECH. DATA
EXT. & VERY HIGH PRESS. HOSE
GS CPLGS.
PCM CPLGS.
PCS CPLGS.
HIGH & MED. PRESS. HOSE
MEGACRIMP® CPLGS.
PC CPLGS.
FIELD ATTACHABLE CPLGS.
AIR BRAKE HOSE & CPLGS.
MEGATECH® C5 HOSE & CPLGS.
LOW PRESS. HOSE & CPLGS.
C14 HOSE & CPLGS.
POLARSEAL® HOSE & CPLGS.
PWR. STG. HOSE & CPLGS.
THERMO-PLASTIC HOSE & CPLGS.
ADAPTERS
QUICK DISCONNECT CPLGS.
ACCESSORIES & ASSORTMENTS
PART NUMBER INDEXES

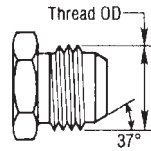
FIELD

Adapters — Metric Conversion — G63 Series

Male Metric DIN 3852 Type A to Male JIC 37° Flare – 90°




Male Metric



JIC 37° Male (MJ, MJLN)



Descr	#			
			MM	MJ
10MM-4MJ90	G63160-1004	7253-65585	M10X1.5	7/16-20
12MM-4MJ90	G63160-1204	7253-65595	M12X1.5	7/16-20
12MM-5MJ90	G63160-1205	7253-65615	M12X1.5	1/2-20
12MM-6MJ90	G63160-1206	7253-65625	M12X1.5	9/16-18
14MM-4MJ90	G63160-1404	7253-65605	M14X1.5	7/16-20
14MM-6MJ90	G63160-1406	7253-65635	M14X1.5	9/16-18
16MM-6MJ90	G63160-1606	7253-65645	M16X1.5	9/16-18
16MM-8MJ90	G63160-1608	7253-65655	M16X1.5	3/4-16
18MM-8MJ90	G63160-1808	7253-65665	M18X1.5	3/4-16
18MM-10MJ90	G63160-1810	7253-65685	M18X1.5	7/8-14
20MM-10MJ90	G63160-2010	7253-65695	M20X1.5	7/8-14
22MM-8MJ90	G63160-2208	7253-65675	M22X1.5	3/4-16
22MM-10MJ90	G63160-2210	7253-65705	M22X1.5	7/8-14
22MM-12MJ90	G63160-2212	7253-65715	M22X1.5	1-1/16-12
26MM-12MJ90	G63160-2612	7253-65725	M26X1.5	1-1/16-12
27MM-16MJ90	G63160-2716	7253-65735	M27X2.0	1-5/16-12
33MM-16MJ90	G63160-3316	7253-65745	M33X2.0	1-5/16-12
42MM-20MJ90	G63160-4220	7253-65755	M42X2.0	1-5/8-12

EQUIPMENT

HOSE/CPLG. SELECTION

TECH. DATA

EXT. & VERY HIGH PRESS. HOSE

GS CPLGS.

PCM CPLGS.

PCS CPLGS.

HIGH & MED. PRESS. HOSE

MEGACRIMP® CPLGS.

PC CPLGS.

FIELD ATTACHABLE CPLGS.

AIR BRAKE HOSE & CPLGS.

MEGATECH® C5 HOSE & CPLGS.

LOW PRESS. HOSE & CPLGS.

C14 HOSE & CPLGS.

POLARSEAL® HOSE & CPLGS.

PWR. STG. HOSE & CPLGS.

THERMO-PLASTIC HOSE & CPLGS.

ADAPTERS

QUICK DISCONNECT CPLGS.

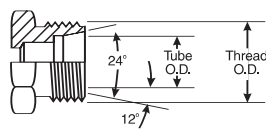
ACCESSORIES & ASSORTMENTS

PART NUMBER INDEXES

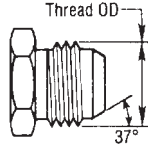


Adapters — Metric Conversion — G63 Series

Male DIN 24° Cone — Light Series to Male JIC 37° Flare




Male 24° Cone, DIN
2353 (MDL/MDH)



JIC 37° Male (MJ, MJLN)



Descr	#				
	MDL	MJ		MDL	MJ
6MDL-4MJ	G63350-0604	G63350-0604	7253-63075	M12X1.5	7/16-20
8MDL-4MJ	87935	G63350-0804	7253-15365	M14X1.5	7/16-20
8MDL-6MJ	G63350-0806	G63350-0806	7253-63095	M14X1.5	9/16-18
10MDL-4MJ	G63350-1004	G63350-1004	7253-63105	M16X1.5	7/16-20
10MDL-6MJ	87936	G63350-1006	7253-15375	M16X1.5	9/16-18
10MDL-8MJ	G63350-1008	G63350-1008	7253-63115	M16X1.5	3/4-16
12MDL-6MJ	87898	G63350-1206	7253-15585	M18X1.5	9/16-18
12MDL-8MJ	G63350-1208	G63350-1208	7253-63135	M18X1.5	3/4-16
15MDL-8MJ	87937	G63350-1508	7253-15385	M22X1.5	3/4-16
15MDL-10MJ	G63350-1510	G63350-1510	7253-63145	M22X1.5	7/8-14
15MDL-12MJ	G63350-1512	G63350-1512	7253-63155	M22X1.5	1-1/16-12
18MDL-10MJ	87938	G63350-1810	7253-15515	M26X1.5	7/8-14
18MDL-12MJ	G63350-1812	G63350-1812	7253-63165	M26X1.5	1-1/16-12
22MDL-12MJ	87939	G63350-2212	7253-15395	M30X2.0	1-1/16-12
28MDL-16MJ	87940	G63350-2816	7253-15405	M36X2.0	1-5/16-12
35MDL-20MJ	G63350-3520	G63350-3520	7253-63175	M45X2.0	1-5/8-12
42MDL-24MJ	G63350-4224	G63350-4224	7253-63185	M52X2.0	1-7/8-12

EQUIPMENT

HOSE/CPLG.
SELECTION

TECH. DATA

EXT. &
VERY HIGH
PRESS. HOSE

GS CPLGS.

PCM CPLGS.

PCS CPLGS.

HIGH & MED.
PRESS. HOSE

MEGACRIMP®
CPLGS.

PC CPLGS.

FIELD
ATTACHABLE
CPLGS.

AIR BRAKE
HOSE &
CPLGS.

MEGATECH®
C5
HOSE &
CPLGS.

LOW PRESS.
HOSE &
CPLGS.

C14 HOSE
& CPLGS.

POLARSEAL®
HOSE &
CPLGS.

PWR. STG.
HOSE &
CPLGS.

THERMO-
PLASTIC
HOSE &
CPLGS.

ADAPTERS

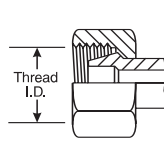
QUICK
DISCONNECT
CPLGS.

ACCESSORIES
& ASSORT-
MENTS

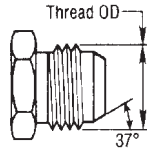
PART NUMBER
INDEXES

Adapters — Metric Conversion — G63 Series

Female DIN 24° Cone Swivel – Light Series to Male JIC 37° Flare




Female 24°



JIC 37° Male (MJ, MJLN)



Descr	#				
				FDLX	MJ
6FDLX-4MJ	G63450-0604	G63450-0604	7253-64725	M12X1.5	7/16-20
6FDLX-5MJ	G63450-0605	G63450-0605	7253-64735	M12X1.5	1/2-20
8FDLX-4MJ	87947	G63450-0804	7253-15465	M14X1.5	7/16-20
8FDLX-6MJ	G63450-0806	G63450-0806	7253-64755	M14X1.5	9/16-18
10FDLX-6MJ	87948	G63450-1006	7253-15475	M16X1.5	9/16-18
10FDLX-8MJ	G63450-1008	G63450-1008	7253-64775	M16X1.5	3/4-16
12FDLX-6MJ	87899	G63450-1206	7253-15545	M18X1.5	9/16-18
12FDLX-8MJ	G63450-1208	G63450-1208	7253-64795	M18X1.5	3/4-16
12FDLX-10MJ	G63450-1210	G63450-1210	7253-64805	M18X1.5	7/8-14
15FDLX-6MJ	G63450-1506	G63450-1506	7253-64815	M22X1.5	9/16-18
15FDLX-8MJ	87949	G63450-1508	7253-15485	M22X1.5	3/4-16
15FDLX-10MJ	G63450-1510	G63450-1510	7253-64835	M22X1.5	7/8-14
22FDLX-12MJ	87950	G63450-2212	7253-15495	M30X2.0	1-1/16-12
28FDLX-16MJ	87951	G63450-2816	7253-15505	M36X2.0	1-5/16-12

EQUIPMENT

HOSE/CPLG. SELECTION

TECH. DATA

EXT. & VERY HIGH PRESS. HOSE

GS CPLGS.

PCM CPLGS.

PCS CPLGS.

HIGH & MED. PRESS. HOSE

MEGACRIMP® CPLGS.

PC CPLGS.

FIELD ATTACHABLE CPLGS.

AIR BRAKE HOSE & CPLGS.

MEGATECH™ C5 HOSE & CPLGS.

LOW PRESS. HOSE & CPLGS.

C14 HOSE & CPLGS.

POLARSEAL® HOSE & CPLGS.

PWR. STG. HOSE & CPLGS.

THERMO-PLASTIC HOSE & CPLGS.

ADAPTERS

QUICK DISCONNECT CPLGS.

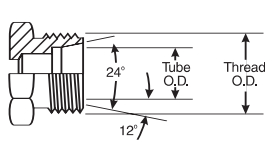
ACCESSORIES & ASSORTMENTS

PART NUMBER INDEXES

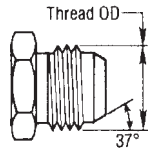


Adapters — Metric Conversion — G63 Series

Male DIN 24° Cone – Heavy Series to Male JIC 37° Flare




**Male 24° Cone, DIN
2353 (MDL/MDH)**



JIC 37° Male (MJ, MJLN)



Descr	#				
				MDH	MJ
6MDH-4MJ	G63650-0604	G63650-0604	7253-63195	M14X1.5	7/16-20
8MDH-4MJ	G63650-0804	G63650-0804	7253-63205	M16X1.5	7/16-20
8MDH-6MJ	G63650-0806	G63650-0806	7253-63215	M16X1.5	9/16-18
10MDH-4MJ	87941	G63650-1004	7253-15415	M18X1.5	7/16-20
10MDH-8MJ	G63650-1008	G63650-1008	7253-63225	M18X1.5	3/4-16
12MDH-6MJ	G63650-1206	G63650-1206	7253-63235	M20X1.5	9/16-18
12MDH-8MJ	G63650-1208	G63650-1208	7253-63245	M20X1.5	3/4-16
12MDH-10MJ	G63650-1210	G63650-1210	7253-63255	M20X1.5	7/8-14
14MDH-6MJ	87942	G63650-1406	7253-15425	M22X1.5	9/16-18
14MDH-8MJ	G63650-1408	G63650-1408	7253-63265	M22X1.5	3/4-16
16MDH-8MJ	87943	G63650-1608	7253-15435	M24X1.5	3/4-16
16MDH-10MJ	G63650-1610	G63650-1610	7253-63285	M24X1.5	7/8-12
16MDH-12MJ	G63650-1612	G63650-1612	7253-63275	M24X1.5	1-1/16-12
20MDH-10MJ	87944	G63650-2010	7253-15525	M30X2.0	7/8-14
20MDH-12MJ	G63650-2012	G63650-2012	7253-63295	M30X2.0	1-1/16-12
25MDH-12MJ	87945	G63650-2512	7253-15445	M36X2.0	1-1/16-12
25MDH-16MJ	G63650-2516	G63650-2516	7253-63305	M36X2.0	1-5/16-12
30MDH-16MJ	87946	G63650-3016	7253-15455	M42X2.0	1-5/16-12
38MDH-20MJ	G63650-3820	G63650-3820	7253-63315	M52X2.0	1-5/8-12
38MDH-24MJ	G63650-3824	G63650-3824	7253-63325	M52X2.0	1-7/8-12

EQUIPMENT

HOSE/CPLG.
SELECTION

TECH. DATA

EXT. &
VERY HIGH
PRESS. HOSE

GS CPLGS.

PCM CPLGS.

PCS CPLGS.

HIGH & MED.
PRESS. HOSE

MEGACRIMP®
CPLGS.

PC CPLGS.

FIELD
ATTACHABLE
CPLGS.

AIR BRAKE
HOSE &
CPLGS.

MEGATECH®
C5
HOSE &
CPLGS.

LOW PRESS.
HOSE &
CPLGS.

C14 HOSE
& CPLGS.

POLARSEAL®
HOSE &
CPLGS.

PWR. STG.
HOSE &
CPLGS.

THERMO-
PLASTIC
HOSE &
CPLGS.

ADAPTERS

QUICK
DISCONNECT
CPLGS.

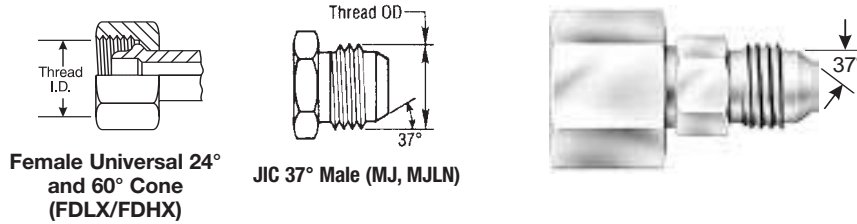
ACCESSORIES
& ASSORT-
MENTS

PART NUMBER
INDEXES

Adapters — Metric Conversion — G63 Series




Female DIN 24° Cone Swivel – Heavy Series to Male JIC 37° Flare

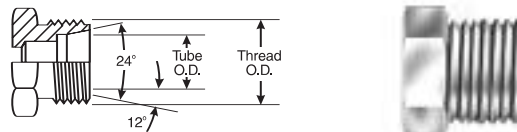


Female Universal 24° and 60° Cone (FDLX/FDHX)

JIC 37° Male (MJ, MJLN)

Descr	#				
				FDHX	MJ
10FDHX-4MJ	87952	G63750-1004	7253-15605	M18X1.5	7/16-20
12FDHX-5MJ	87953	G63750-1205	7253-15615	M20X1.5	1/2-20
12FDHX-6MJ	G63750-1206	G63750-1206	7253-64845	M20X1.5	9/16-18
12FDHX-8MJ	G63750-1208	G63750-1208	7253-64855	M20X1.5	3/4-16
12FDHX-10MJ	G63750-1210	G63750-1210	7253-64865	M20X1.5	7/8-14
14FDHX-6MJ	87954	G63750-1406	7253-15625	M22X1.5	9/16-18
16FDHX-8MJ	87955	G63750-1608	7253-15635	M24X1.5	3/4-16
20FDHX-10MJ	87956	G63750-2010	7253-15645	M30X2.0	7/8-14
25FDHX-12MJ	87957	G63750-2512	7253-15655	M36X2.0	1-1/16-12
30FDHX-16MJ	87958	G63750-3016	7253-15665	M42X2.0	1-5/16-12
38FDHX-20MJ	87959	G63750-3820	7253-15675	M52X2.0	1-5/8-12

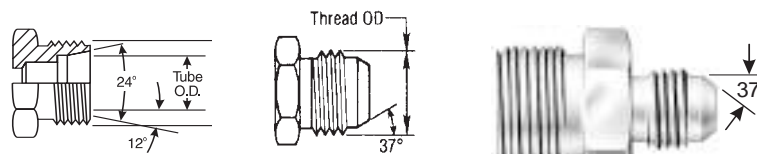
Male Kobelco Plug



Male 24° Cone (MKB)


Descr	#		
22MKB-PLUG	G63980-0022	7253-65295	M30X1.5

Male Kobelco to Male JIC 37° Flare



Male 24° Cone (MKB)

JIC 37° Male (MJ, MJLN)

Descr	#				
				MKB	MJ
28MKB-12MJ	G63990-2812	7253-65305	M36X1.5	1-1/16-12	
28MKB-16MJ	G63990-2816	7253-65315	M36X1.5	1-5/16-12	
35MKB-16MJ	G63990-3516	7253-65325	M45X1.5	1-5/16-12	
35MKB-20MJ	G63990-3520	7253-65335	M45X1.5	1-5/8-12	



- EQUIPMENT
- HOSE/CPLG. SELECTION
- TECH. DATA
- EXT. & VERY HIGH PRESS. HOSE
- GS CPLGS.
- PCM CPLGS.
- PCS CPLGS.
- HIGH & MED. PRESS. HOSE
- MEGACRIMP® CPLGS.
- PC CPLGS.
- FIELD ATTACHABLE CPLGS.
- AIR BRAKE HOSE & CPLGS.
- MEGATECH® C5 HOSE & CPLGS.
- LOW PRESS. HOSE & CPLGS.
- C14 HOSE & CPLGS.
- POLARSEAL® HOSE & CPLGS.
- PWR. STG. HOSE & CPLGS.
- THERMO-PLASTIC HOSE & CPLGS.
- ADAPTERS
- QUICK DISCONNECT CPLGS.
- ACCESSORIES & ASSORTMENTS
- PART NUMBER INDEXES

EQUIPMENT
HOSE/CPLG. SELECTION
TECH. DATA
EXT. & VERY HIGH PRESS. HOSE
GS CPLGS.
PCM CPLGS.
PCS CPLGS.
HIGH & MED. PRESS. HOSE
MEGACRIMP® CPLGS.
PC CPLGS.
FIELD ATTACHABLE CPLGS.
AIR BRAKE HOSE & CPLGS.
MEGATECH® C5 HOSE & CPLGS.
LOW PRESS. HOSE & CPLGS.
C14 HOSE & CPLGS.
POLARSEAL® HOSE & CPLGS.
PWR. STG. HOSE & CPLGS.
THERMO-PLASTIC HOSE & CPLGS.
ADAPTERS
QUICK DISCONNECT CPLGS.
ACCESSORIES & ASSORTMENTS
PART NUMBER INDEXES

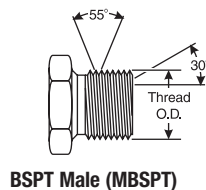
International to International

British Bonded Seal



Descr	#		↔
2BBDS	G64075-0002	7253-63335	3/8
4BBDS	G64075-0004	7253-63345	17/32
6BBDS	G64075-0006	7253-63355	21/32
8BBDS	G64075-0008	7253-63365	13/16
10BBDS	G64075-0010	7253-63375	29/32
12BBDS	G64075-0012	7253-63385	1-1/32
16BBDS	G64075-0016	7253-63395	1-11/32
20BBDS	G64075-0020	7253-63405	1-21/32
24BBDS	G64075-0024	7253-63415	1-7/8
32BBDS	G64075-0032	7253-63425	2-11/32
40BBDS	G64075-0040	7253-63435	2-1/2
48BBDS	G64075-0048	7253-63445	3

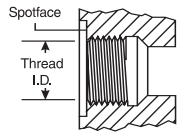
Male British Standard Pipe Parallel Plug



Descr	#		🌀
2MBSPOR-PLUG	G64094-0002	7253-65345	1/8-28
4MBSPOR-PLUG	G64094-0004	7253-65355	1/4-19
6MBSPOR-PLUG	G64094-0006	7253-65365	3/8-19
8MBSPOR-PLUG	G64094-0008	7253-65375	1/2-14
12MBSPOR-PLUG	G64094-0012	7253-65385	3/4-14
16MBSPOR-PLUG	G64094-0016	7253-65395	1-11
20MBSPOR-PLUG	G64094-0020	7253-65405	1-1/4-11




Female British Standard Pipe Parallel Cap

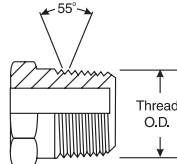


FBSP Female




Descr	#		
2FBSP-CAP	G64097-0002	7253-63455	1/8-28
4FBSP-CAP	G64097-0004	7253-63465	1/4-19
6FBSP-CAP	G64097-0006	7253-63475	3/8-19
8FBSP-CAP	G64097-0008	7253-63485	1/2-14
10FBSP-CAP	G64097-0010	7253-63495	5/8-14
12FBSP-CAP	G64097-0012	7253-63505	3/4-14
16FBSP-CAP	G64097-0016	7253-63515	1-11
20FBSP-CAP	G64097-0020	7253-63525	1-1/4-11
24FBSP-CAP	G64097-0024	7253-63535	1-1/2-11
32FBSP-CAP	G64097-0032	7253-63545	2-11

Male British Standard Pipe Tapered Thread Plug

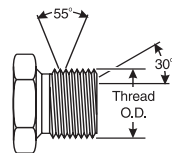


BSPT Male (MBSPT)




Descr	#		
2MBSPT-PLUG	G64098-0002	7253-63555	1/8-28
4MBSPT-PLUG	G64098-0004	7253-63565	1/4-19
6MBSPT-PLUG	G64098-0006	7253-63575	3/8-19
8MBSPT-PLUG	G64098-0008	7253-63585	1/2-14
10MBSPT-PLUG	G64098-0010	7253-63595	5/8-14
12MBSPT-PLUG	G64098-0012	7253-63605	3/4-14
16MBSPT-PLUG	G64098-0016	7253-63615	1-11
20MBSPT-PLUG	G64098-0020	7253-63625	1-1/4-11
24MBSPT-PLUG	G64098-0024	7253-63635	1-1/2-11
32MBSPT-PLUG	G64098-0032	7253-63645	2-11

Male British Standard Pipe Parallel Plug



BSPT Male (MBSPT)



Descr	#		
2MBSPP-PLUG	G64099-0002	7253-63655	1/8-28
4MBSPP-PLUG	G64099-0004	7253-63665	1/4-19
6MBSPP-PLUG	G64099-0006	7253-63675	3/8-19
8MBSPP-PLUG	G64099-0008	7253-63685	1/2-14
10MBSPP-PLUG	G64099-0010	7253-63695	5/8-14
12MBSPP-PLUG	G64099-0012	7253-63705	3/4-14
16MBSPP-PLUG	G64099-0016	7253-63715	1-11
20MBSPP-PLUG	G64099-0020	7253-63725	1-1/4-11
24MBSPP-PLUG	G64099-0024	7253-63735	1-1/2-11
32MBSPP-PLUG	G64099-0032	7253-63745	2-11

EQUIPMENT

HOSE/CPLG. SELECTION

TECH. DATA

EXT. & VERY HIGH PRESS. HOSE

GS CPLGS.

PCM CPLGS.

PCS CPLGS.

HIGH & MED. PRESS. HOSE

MEGACRIMP® CPLGS.

PC CPLGS.

FIELD ATTACHABLE CPLGS.

AIR BRAKE HOSE & CPLGS.

MEGATECH® C5 HOSE & CPLGS.

LOW PRESS. HOSE & CPLGS.

C14 HOSE & CPLGS.

POLARSEAL® HOSE & CPLGS.

PWR. STG. HOSE & CPLGS.

THERMO-PLASTIC HOSE & CPLGS.

ADAPTERS

QUICK DISCONNECT CPLGS.

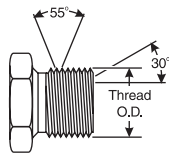
ACCESSORIES & ASSORTMENTS

PART NUMBER INDEXES

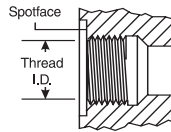


Adapters — International to International – G64 Series

Male British Standard Pipe Parallel to Female British Standard Pipe Parallel Swivel




BSPP Male (MBSPP)



FBSPP Female



DESCR	#				
				MBSPP	FBSPPX
2MBSPP-2FBSPPX	G64350-0202	G64350-0202	7253-63775	1/8-28	1/8-28
2MBSPP-4FBSPPX	G64350-0204	G64350-0204	7253-63785	1/8-28	1/4-19
4MBSPP-2FBSPPX	G64350-0402	G64350-0402	7253-63795	1/4-19	1/8-28
4MBSPP-4FBSPPX	87917	G64350-0404	7253-15185	1/4-19	1/4-19
4MBSPP-6FBSPPX	G64350-0406	G64350-0406	7253-63805	1/4-19	3/8-19
4MBSPP-8FBSPPX	G64350-0408	G64350-0408	7253-63815	1/4-19	1/2-14
6MBSPP-4FBSPPX	G64350-0604	G64350-0604	7253-63825	3/8-19	1/4-19
6MBSPP-6FBSPPX	87918	G64350-0606	7253-15195	3/8-19	3/8-19
6MBSPP-8FBSPPX	G64350-0608	G64350-0608	7253-63835	3/8-19	1/2-14
8MBSPP-6FBSPPX	G64350-0806	G64350-0806	7253-63845	1/2-14	3/8-19
8MBSPP-8FBSPPX	87919	G64350-0808	7253-15205	1/2-14	1/2-14
8MBSPP-10FBSPPX	G64350-0810	G64350-0810	7253-63855	1/2-14	5/8-14
8MBSPP-12FBSPPX	G64350-0812	G64350-0812	7253-63865	1/2-14	3/4-14
10MBSPP-8FBSPPX	G64350-1008	G64350-1008	7253-63875	5/8-14	1/2-14
10MBSPP-10FBSPPX	87920	G64350-1010	7253-15215	5/8-14	5/8-14
10MBSPP-12FBSPPX	G64350-1012	G64350-1012	7253-63885	5/8-14	3/4-14
12MBSPP-6FBSPPX	G64350-1206	G64350-1206	7253-63895	3/4-14	3/8-19
12MBSPP-8FBSPPX	G64350-1208	G64350-1208	7253-63905	3/4-14	1/2-14
12MBSPP-10FBSPPX	G64350-1210	G64350-1210	7253-63915	3/4-14	5/8-14
12MBSPP-12FBSPPX	87921	G64350-1212	7253-15225	3/4-14	3/4-14
12MBSPP-16FBSPPX	G64350-1216	G64350-1216	7253-63925	3/4-14	1-11
12MBSPP-20FBSPPX	G64350-1220	G64350-1220	7253-63935	3/4-14	1-1/4-11
16MBSPP-12FBSPPX	G64350-1612	G64350-1612	7253-63945	1-11	3/4-14
16MBSPP-16FBSPPX	87922	G64350-1616	7253-15235	1-11	1-11
16MBSPP-20FBSPPX	G64350-1620	G64350-1620	7253-63955	1-11	1-1/4-11
20MBSPP-16FBSPPX	G64350-2016	G64350-2016	7253-63965	1-1/4-11	1-11
20MBSPP-20FBSPPX	G64350-2020	G64350-2020	7253-63975	1-1/4-11	1-1/4-11
20MBSPP-24FBSPPX	G64350-2024	G64350-2024	7253-63985	1-1/4-11	1-1/2-11
24MBSPP-20FBSPPX	G64350-2420	G64350-2420	7253-63995	1-1/2-11	1-1/4-11
24MBSPP-24FBSPPX	G64350-2424	G64350-2424	7253-64005	1-1/2-11	1-1/2-11
32MBSPP-32FBSPPX	G64350-3232	G64350-3232	7253-64015	2-11	2-11

EQUIPMENT

HOSE/CPLG. SELECTION

TECH. DATA

EXT. & VERY HIGH PRESS. HOSE

GS CPLGS.

PCM CPLGS.

PCS CPLGS.

HIGH & MED. PRESS. HOSE

MEGACRIMP® CPLGS.

PC CPLGS.

FIELD ATTACHABLE CPLGS.

AIR BRAKE HOSE & CPLGS.

MEGATECH® C5 HOSE & CPLGS.

LOW PRESS. HOSE & CPLGS.

C14 HOSE & CPLGS.

POLARSEAL® HOSE & CPLGS.

PWR. STG. HOSE & CPLGS.

THERMO-PLASTIC HOSE & CPLGS.

ADAPTERS

QUICK DISCONNECT CPLGS.

ACCESSORIES & ASSORTMENTS

PART NUMBER INDEXES




Metric Bonded Seal



Descr	#		↔
6MBDS	G64775-0006	7253-64025	6
8MBDS	G64775-0008	7253-64035	8
10MBDS	G64775-0010	7253-64045	10
12MBDS	G64775-0012	7253-64055	12
14MBDS	G64775-0014	7253-64065	14
16MBDS	G64775-0016	7253-64075	16
18MBDS	G64775-0018	7253-64085	18
20MBDS	G64775-0020	7253-64095	20
22MBDS	G64775-0022	7253-64105	22
24MBDS	G64775-0024	7253-64115	24
26MBDS	G64775-0026	7253-64125	26
27MBDS	G64775-0027	7253-64135	27
30MBDS	G64775-0030	7253-64145	30
33MBDS	G64775-0033	7253-64155	33
36MBDS	G64775-0036	7253-64165	36
42MBDS	G64775-0042	7253-64175	42
45MBDS	G64775-0045	7253-64185	45
50MBDS	G64775-0050	7253-64195	50
52MBDS	G64775-0052	7253-64205	52

Male Metric Plug



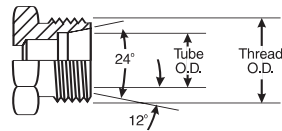
Descr	#		
8MM-PLUG	G64790-0008	7253-64215	M08X1.0
10MM-PLUG	G64790-0010	7253-64225	M10X1.5
12MM-PLUG	G64790-0012	7253-64235	M12X1.5
14MM-PLUG	G64790-0014	7253-64245	M14X1.5
16MM-PLUG	G64790-0016	7253-64255	M16X1.5
18MM-PLUG	G64790-0018	7253-64265	M18X1.5
20MM-PLUG	G64790-0020	7253-64275	M20X1.5
22MM-PLUG	G64790-0022	7253-64285	M22X1.5
24MM-PLUG	G64790-0024	7253-64295	M24X1.5
26MM-PLUG	G64790-0026	7253-64305	M26X1.5
30MM-PLUG	G64790-0030	7253-64315	M30X1.5

- EQUIPMENT
- HOSE/CPLG. SELECTION
- TECH. DATA
- EXT. & VERY HIGH PRESS. HOSE
- GS CPLGS.
- PCM CPLGS.
- PCS CPLGS.
- HIGH & MED. PRESS. HOSE
- MEGACRIMP® CPLGS.
- PC CPLGS.
- FIELD ATTACHABLE CPLGS.
- AIR BRAKE HOSE & CPLGS.
- MEGATECH® C5 HOSE & CPLGS.
- LOW PRESS. HOSE & CPLGS.
- C14 HOSE & CPLGS.
- POLARSEAL® HOSE & CPLGS.
- PWR. STG. HOSE & CPLGS.
- THERMO-PLASTIC HOSE & CPLGS.
- ADAPTERS
- QUICK DISCONNECT CPLGS.
- ACCESSORIES & ASSORTMENTS
- PART NUMBER INDEXES




Adapters — International to International – G64 Series

Male DIN 24° Cone – Light Series Plug

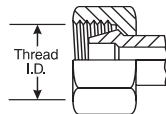


Male 24° Cone, DIN 2353




Descr	#		
6MDL-PLUG	G64792-0006	7253-64325	M12X1.5
8MDL-PLUG	G64792-0008	7253-64335	M14X1.5
10MDL-PLUG	G64792-0010	7253-64345	M16X1.5
12MDL-PLUG	G64792-0012	7253-64355	M18X1.5
15MDL-PLUG	G64792-0015	7253-64365	M22X1.5
18MDL-PLUG	G64792-0018	7253-64375	M26X1.5
22MDL-PLUG	G64792-0022	7253-64385	M30X2.0
28MDL-PLUG	G64792-0028	7253-64395	M36X2.0
35MDL-PLUG	G64792-0035	7253-64405	M45X2.0
42MDL-PLUG	G64792-0042	7253-64415	M52X2.0

Female DIN 24° Cone – Light Series Cap



Female 24° Cone



Descr	#		
6FDL-CAP	G64793-0006	7253-64425	M12X1.5
8FDL-CAP	G64793-0008	7253-64435	M14X1.5
10FDL-CAP	G64793-0010	7253-64445	M16X1.5
12FDL-CAP	G64793-0012	7253-64455	M18X1.5
15FDL-CAP	G64793-0015	7253-64465	M22X1.5
18FDL-CAP	G64793-0018	7253-64475	M26X1.5
22FDL-CAP	G64793-0022	7253-64485	M30X2.0
28FDL-CAP	G64793-0028	7253-64495	M36X2.0
35FDL-CAP	G64793-0035	7253-64505	M45X2.0
42FDL-CAP	G64793-0042	7253-64515	M52X2.0

EQUIPMENT

HOSE/CPLG. SELECTION

TECH. DATA

EXT. & VERY HIGH PRESS. HOSE

GS CPLGS.

PCM CPLGS.

PCS CPLGS.

HIGH & MED. PRESS. HOSE

MEGACRIMP® CPLGS.

PC CPLGS.

FIELD ATTACHABLE CPLGS.

AIR BRAKE HOSE & CPLGS.

MEGATECH® C5 HOSE & CPLGS.

LOW PRESS. HOSE & CPLGS.

C14 HOSE & CPLGS.

POLARSEAL® HOSE & CPLGS.

PWR. STG. HOSE & CPLGS.

THERMO-PLASTIC HOSE & CPLGS.

ADAPTERS

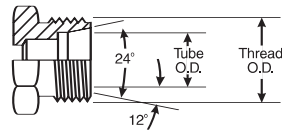
QUICK DISCONNECT CPLGS.

ACCESSORIES & ASSORTMENTS

PART NUMBER INDEXES




Male DIN 24° Cone – Heavy Series Plug

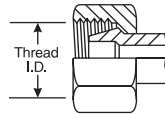


Male 24° Cone, DIN 2353




Descr	#		
8MDH-PLUG	G64794-0008	7253-64535	M16X1.5
10MDH-PLUG	G64794-0010	7253-64545	M18X1.5
12MDH-PLUG	G64794-0012	7253-64555	M20X1.5
14MDH-PLUG	G64794-0014	7253-64565	M22X1.5
16MDH-PLUG	G64794-0016	7253-64575	M24X1.5
20MDH-PLUG	G64794-0020	7253-64585	M30X2.0
25MDH-PLUG	G64794-0025	7253-64595	M36X2.0
30MDH-PLUG	G64794-0030	7253-64605	M42X2.0
38MDH-PLUG	G64794-0038	7253-64615	M52X2.0

Female DIN 24° Cone – Heavy Series Cap



Female 24° Cone



Descr	#		
8FDH-CAP	G64795-0008	7253-64635	M16X1.5
10FDH-CAP	G64795-0010	7253-64645	M18X1.5
12FDH-CAP	G64795-0012	7253-64655	M20X1.5
14FDH-CAP	G64795-0014	7253-64665	M22X1.5
16FDH-CAP	G64795-0016	7253-64675	M24X1.5
20FDH-CAP	G64795-0020	7253-64685	M30X2.0
25FDH-CAP	G64795-0025	7253-64695	M36X2.0
30FDH-CAP	G64795-0030	7253-64705	M42X2.0
38FDH-CAP	G64795-0038	7253-64715	M52X2.0

EQUIPMENT

HOSE/CPLG. SELECTION

TECH. DATA

EXT. & VERY HIGH PRESS. HOSE

GS CPLGS.

PCM CPLGS.

PCS CPLGS.

HIGH & MED. PRESS. HOSE

MEGACRIMP® CPLGS.

PC CPLGS.

FIELD ATTACHABLE CPLGS.

AIR BRAKE HOSE & CPLGS.

MEGATECH® C5 HOSE & CPLGS.

LOW PRESS. HOSE & CPLGS.

C14 HOSE & CPLGS.

POLARSEAL® HOSE & CPLGS.

PWR. STG. HOSE & CPLGS.

THERMO-PLASTIC HOSE & CPLGS.

ADAPTERS

QUICK DISCONNECT CPLGS.

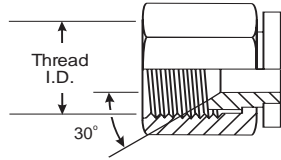
ACCESSORIES & ASSORTMENTS

PART NUMBER INDEXES




Japanese Conversion

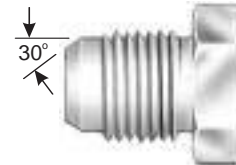
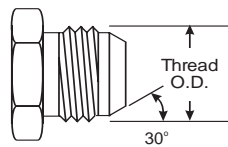
Female Japanese Industrial Standard Cap




Female (FJISX)

Descr	#		
4FJIS-CAP	G65097-0004	7253-64875	1/4-19
6FJIS-CAP	G65097-0006	7253-64885	3/8-19
8FJIS-CAP	G65097-0008	7253-64895	1/2-14
12FJIS-CAP	G65097-0012	7253-64905	3/4-14
16FJIS-CAP	G65097-0016	7253-64915	1-11
20FJIS-CAP	G65097-0020	7253-64925	1-1/4-11
24FJIS-CAP	G65097-0024	7253-64935	1-1/2-11
32FJIS-CAP	G65097-0032	7253-64945	2-11

Male Japanese Industrial Standard Plug



Male (MJIS)

Descr	#		
4MJIS-PLUG	G65099-0004	7253-64955	1/4-19
6MJIS-PLUG	G65099-0006	7253-64965	3/8-19
8MJIS-PLUG	G65099-0008	7253-64975	1/2-14
12MJIS-PLUG	G65099-0012	7253-64985	3/4-14
16MJIS-PLUG	G65099-0016	7253-64995	1-11
20MJIS-PLUG	G65099-0020	7253-65005	1-1/4-11
24MJIS-PLUG	G65099-0024	7253-65015	1-1/2-11
32MJIS-PLUG	G65099-0032	7253-65025	2-11

EQUIPMENT

HOSE/CPLG.
SELECTION

TECH. DATA

EXT. &
VERY HIGH
PRESS. HOSE

GS CPLGS.

PCM CPLGS.

PCS CPLGS.

HIGH & MED.
PRESS. HOSE

MEGACRIMP®
CPLGS.

PC CPLGS.

FIELD
ATTACHABLE
CPLGS.

AIR BRAKE
HOSE &
CPLGS.

FLEET

MEGATECH®
C5
HOSE &
CPLGS.

LOW PRESS.
HOSE &
CPLGS.

C14 HOSE
& CPLGS.

POLARSEAL®
HOSE &
CPLGS.

PWR. STG.
HOSE &
CPLGS.

THERMO-
PLASTIC
HOSE &
CPLGS.

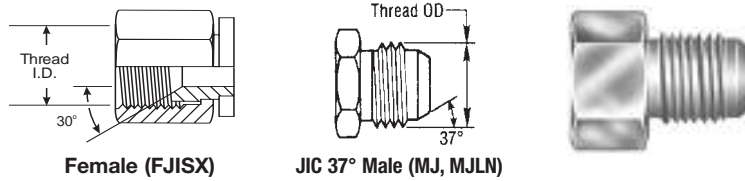
ADAPTERS


QUICK
DISCONNECT
CPLGS.

ACCESSORIES
& ASSORT-
MENTS

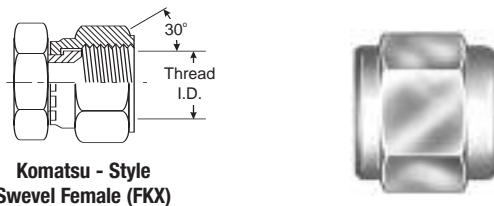
PART NUMBER
INDEXES


Female Japanese Industrial Standard to Male JIC 37° Flare



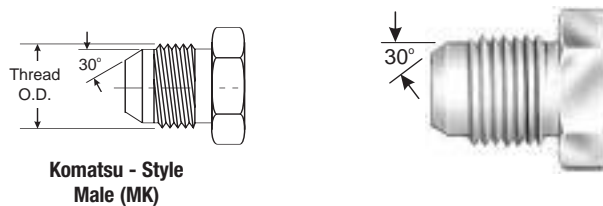
Descr	#			
			FJIS	MJ
4FJIS-4MJ	G65100-0404	7253-65035	1/4-19	7/16-20
6FJIS-4MJ	G65100-0604	7253-65045	3/8-19	7/16-20
6FJIS-6MJ	G65100-0606	7253-65055	3/8-19	9/16-18
6FJIS-8MJ	G65100-0608	7253-65065	3/8-19	3/4-16
8FJIS-8MJ	G65100-0808	7253-65075	1/2-14	3/4-16
12FJIS-12MJ	G65100-1212	7253-65085	3/4-14	1-1/16-12
16FJIS-16MJ	G65100-1616	7253-65095	1-11	1-5/16-12
20FJIS-20MJ	G65100-2020	7253-65105	1-1/4-11	1-5/8-12


Female Komatsu Cap



Descr	#		
4FK-CAP	G65597-0004	7253-65115	M14X1.5
6FK-CAP	G65597-0006	7253-65125	M18X1.5
8FK-CAP	G65597-0008	7253-65135	M22X1.5
10FK-CAP	G65597-0010	7253-65145	M24X1.5
12FK-CAP	G65597-0012	7253-65155	M30X1.5
16FK-CAP	G65597-0016	7253-65165	M33X1.5

Male Komatsu Plug



Descr	#		
4MK-PLUG	G65599-0004	7253-65175	M14X1.5
6MK-PLUG	G65599-0006	7253-65185	M18X1.5
8MK-PLUG	G65599-0008	7253-65195	M22X1.5
10MK-PLUG	G65599-0010	7253-65205	M24X1.5
12MK-PLUG	G65599-0012	7253-65215	M30X1.5
16MK-PLUG	G65599-0016	7253-65225	M33X1.5

EQUIPMENT

HOSE/CPLG. SELECTION

TECH. DATA

EXT. & VERY HIGH PRESS. HOSE

GS CPLGS.

PCM CPLGS.

PCS CPLGS.

HIGH & MED. PRESS. HOSE

MEGACRIMP® CPLGS.

PC CPLGS.

FIELD ATTACHABLE CPLGS.

AIR BRAKE HOSE & CPLGS.

MEGATECH® C5 HOSE & CPLGS.

LOW PRESS. HOSE & CPLGS.

C14 HOSE & CPLGS.

POLARSEAL® HOSE & CPLGS.

PWR. STG. HOSE & CPLGS.

THERMO-PLASTIC HOSE & CPLGS.

ADAPTERS

QUICK DISCONNECT CPLGS.

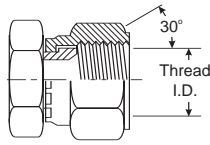
ACCESSORIES & ASSORTMENTS

PART NUMBER INDEXES

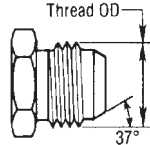


Adapters — Japanese Conversion — G65 Series

Female Komatsu to Male JIC 37° Flare




**Komatsu - Style
Swevel Female (FKX)**

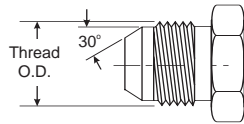


JIC 37° Male (MJ, MJLN)





Descr	#			
			FK	MJ
4FK-4MJ	G65600-0404	7253-65235	M14X1.5	7/16-20
6FK-6MJ	G65600-0606	7253-65245	M18X1.5	9/16-18
8FK-8MJ	G65600-0808	7253-65255	M22X1.5	3/4-16
10FK-10MJ	G65600-1010	7253-65265	M24X1.5	7/8-14
12FK-12MJ	G65600-1212	7253-65275	M30X1.5	1-1/16-12
16FK-16MJ	G65600-1616	7253-65285	M33X1.5	1-5/16-12

Male Komatsu to Male Komatsu

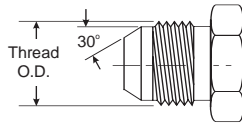


**Komatsu - Style
Male (MK)**

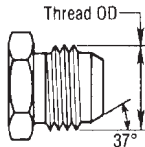


Descr	#		
4MK-4MK	G65700-0404	7253-65765	M14X1.5
6MK-6MK	G65700-0606	7253-65775	M18X1.5
8MK-8MK	G65700-0808	7253-65785	M22X1.5
10MK-10MK	G65700-1010	7253-65795	M24X1.5
12MK-12MK	G65700-1212	7253-65805	M30X1.5
16MK-16MK	G65700-1616	7253-65815	M33X1.5

Male Komatsu to Male JIC 37° Flare




**Komatsu - Style
Male (MK)**



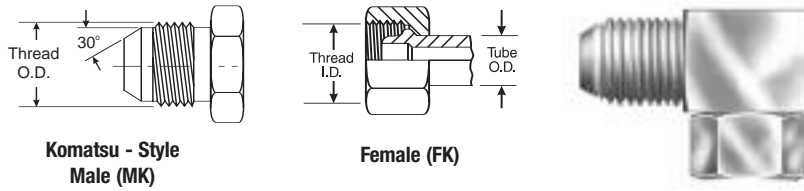
JIC 37° Male (MJ, MJLN)




Descr	#			
			MK	MJ
4MK-4MJ	G65750-0404	7253-65825	M14X1.5	1/2-20
6MK-6MJ	G65750-0606	7253-65835	M18X1.5	9/16-18
8MK-8MJ	G65750-0808	7253-65845	M22X1.5	3/4-16
10MK-10MJ	G65750-1010	7253-65855	M24X1.5	7/8-14
12MK-12MJ	G65750-1212	7253-65865	M30X1.5	1-1/16-12
16MK-16MJ	G65750-1616	7253-65875	M33X1.5	1-5/16-12

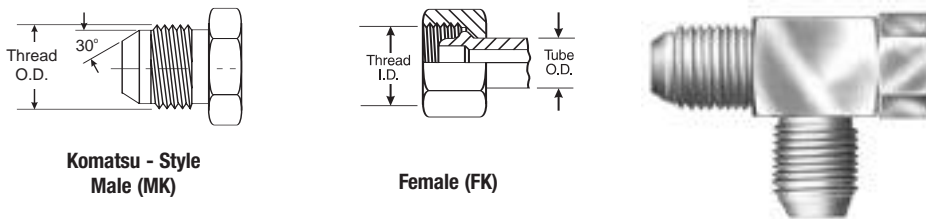
Adapters — Japanese Conversion — G65 Series


Male Komatsu to Female Komatsu – 90°



Descr	#			
			MK	FK
4MK-4FK90	G65800-0404	7253-65945	M14X1.5	M14X1.5
6MK-6FK90	G65800-0606	7253-65965	M18X1.5	M18X1.5
8MK-8FK90	G65800-0808	7253-65975	M22X1.5	M22X1.5
10MK-10FK90	G65800-1010	7253-65985	M24X1.5	M24X1.5
12MK-12FK90	G65800-1212	7253-65995	M30X1.5	M30X1.5
16MK-16FK90	G65800-1616	7253-66005	M33X1.5	M33X1.5

Male Komatsu to Female Komatsu to Male Komatsu – Tee



Descr	#			
			MK	FK
4MK-4FK-4MK	G65950-0404	7253-65885	M14X1.5	M14X1.5
6MK-6FK-6MK	G65950-0606	7253-65905	M18X1.5	M18X1.5
8MK-8FK-8MK	G65950-0808	7253-65915	M22X1.5	M22X1.5
10MK-10FK-10MK	G65950-1010	7253-65925	M24X1.5	M24X1.5
12MK-12FK-12MK	G65950-1212	7253-65935	M30X1.5	M30X1.5

EQUIPMENT

HOSE/CPLG. SELECTION

TECH. DATA

EXT. & VERY HIGH PRESS. HOSE

GS CPLGS.

PCM CPLGS.

PCS CPLGS.

HIGH & MED. PRESS. HOSE

MEGACRIMP® CPLGS.

PC CPLGS.

FIELD ATTACHABLE CPLGS.

AIR BRAKE HOSE & CPLGS.

MEGATECH® C5 HOSE & CPLGS.

LOW PRESS. HOSE & CPLGS.

C14 HOSE & CPLGS.

POLARSEAL® HOSE & CPLGS.

PWR. STG. HOSE & CPLGS.

THERMO-PLASTIC HOSE & CPLGS.

ADAPTERS

QUICK DISCONNECT CPLGS.

ACCESSORIES & ASSORTMENTS

PART NUMBER INDEXES

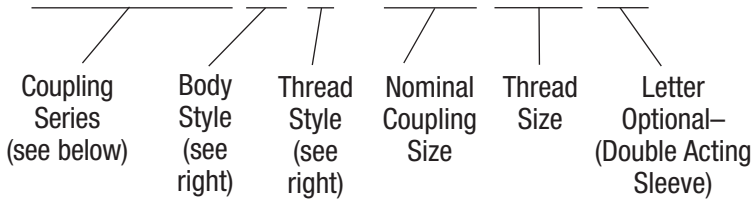


Quick Disconnect Couplers

Global Part Numbering System

Gates Quick Disconnect couplers feature a meaningful part number that makes coupling identification fast and easy. Always refer to Gates Cross Reference Charts when selecting a quick disconnect coupler for a competitive interchange.

G94021-0808D



Body Style Identification

- 0 Assembly
- 1 Male Tip (Nipple)
- 2 Female Coupler
- 3 Repair Kit
- 5 O-Ring
- 6 Backup Ring
- 8 Dust Plug
- 9 Dust Cap

Thread Style

- 0 Not Applicable
- 1 Female Pipe
- 2 Female O-Ring Boss
- 3 Bulkhead Mounts
- 4 Female British Parallel Pipe

Miscellaneous

- D Double-Acting Sleeve
- P Connect-Under-Pressure

Coupling Series Identification

G940 Series - Agricultural Standard — Ball Valve

- MQBA Male Quick Ball Agricultural
- FQBA Female Quick Ball Agricultural
- FQBADA Female Quick Ball Agricultural (Double Acting Sleeve)

G941 Series - Agricultural Standard — Poppet Valve

- MQPA Male Quick Poppet Agricultural
- FQPA Female Quick Poppet Agricultural

G942 Series - John Deere Old Style

- MQBAJD Male Quick Ball Agricultural John Deere
- FQBAJD Female Quick Ball Agricultural John Deere

G943 Series - International Harvester Old Style

- MQBAIHC Male Quick Ball Agricultural International Harvester

G944 Series - J.I. Case Old Style

- MQBAJIC Male Quick Ball Agricultural J.I. Case

G945 Series - Industrial ISO 7241-1 — Series B

- MQPI Male Quick Poppet Industrial
- FQPI Female Quick Poppet Industrial

G949 Series - Flush Face, HTMA

- MQFF Male Quick Flush Face
- CPMQFF Male Quick Flush Face (Connect-Under-Pressure)
- FQFF Female Quick Flush Face
- CPFQFF Female Quick Flush Face (Connect-Under-Pressure)

G950 Series - High Pressure Flush Face

- MQFFH Male Quick Flush Face (High Pressure)
- FQFFH Female Quick Flush Face (High Pressure)

G951 Series - Wing Nut

- MQW Male Quick Wing
- FQW Female Quick Wing

G952 Series - High Pressure Wing Nut

- MQWH Male Quick Wing (High Pressure)
- FQWH Female Quick Wing (High Pressure)

G953 Series - Very High Pressure Flush Face

- MQFFVH Male Quick Flush Face (Very High Pressure)
- FQFFVH Female Quick Flush Face (Very High Pressure)

G956 Series - Industrial ISO 7241-1 — Series A

- MQP Male Quick Poppet
- FQP Female Quick Poppet

G959 Series -Agricultural Adapters

- MJD John Deere Old Style
- MISO ISO Style
- MIHC International Harvester Style

Miscellaneous

- DA Double Acting Sleeve
- ISO Industrial Standards Organization
- DP Dust Plug
- DC Dust Cap
- DSO Double Shut Off
- FP Female Pipe
- FB Female O-Ring Boss
- QDAOR G940 Series O-Ring for Female Coupler
- QDIBR G945 Series Backup Ring for Female Coupler
- QDIOR G945 Series O-Ring for Female Coupler
- QDOR G956 Series O-Ring for Female Coupler
- QDBR G956 Series Backup Ring for Female Coupler

- EQUIPMENT
- HOSE/CPLG. SELECTION
- TECH. DATA
- EXT. & VERY HIGH PRESS. HOSE
- GS CPLGS.
- PCM CPLGS.
- PCS CPLGS.
- HIGH & MED. PRESS. HOSE
- MEGACRIMP® CPLGS.
- PC CPLGS.
- FIELD ATTACHABLE CPLGS.
- AIR BRAKE HOSE & CPLGS.
- MEGATECH™ C5 HOSE & CPLGS.
- LOW PRESS. HOSE & CPLGS.
- C14 HOSE & CPLGS.
- POLARSEAL® HOSE & CPLGS.
- PWR. STG. HOSE & CPLGS.
- THERMO-PLASTIC HOSE & CPLGS.
- ADAPTERS
- QUICK DISCONNECT CPLGS.
- ACCESSORIES & ASSORTMENTS
- PART NUMBER INDEXES








G940 Series (Agriculture Standard-Ball Valve)




Ag Male Tip – Ball Valve to Female Pipe (FP) or Female O-Ring (FB) and Dust Cap



Descr	#					Descr	Cap #	
4MQBA-4FP	G94011-0404	7252-89315	1/4-18NPT	4,000	12,000	4QDADC	G94090-0004	7252-89565
6MQBA-6FP	G94011-0606	7252-89345	3/8-18NPT	3,000	9,000	6QDADC	G94090-0006	7252-89585
8MQBA-8FB	G94012-0808	7252-89335	3/4-16ORB	3,000	10,500	8QDADC	G94090-0008	7252-89575
8MQBA-8FP	G94011-0808	7252-89325	1/2-14NPT	3,000	10,500	8QDADC	G94090-0008	7252-89575
8MQBA-12FP	G94011-0812	7252-89305	3/4-14NPT	3,000	10,500	8QDADC	G94090-0008	7252-89575
12MQBA-12FP	G94011-1212	7252-89685	3/4-14NPT	4,000	11,000	NA	NA	NA

Ag Female Coupler – Ball Valve to Female Pipe (FP) or Female O-Ring Boss (FB) and Dust Plug and O-Ring



Descr	#					Descr	PLUG #		Descr	O-RING #	
4FQBA-4FP	G94021-0404	7252-89415	1/4-18NPT	4,000	12,000	4QDADP	G94080-0004	7252-89465	4QDAOR	G94025-0004	7252-59415
6FQBADA-6FP	G94021-0606D	7252-89695	3/8-18NPT	3,000	9,000	6QDADP	G94080-0006	7252-89485	6QDAOR	G94025-0006	7252-59695
8FQBA-8FP	G94021-0808	7252-89425	1/2-14NPT	3,000	10,500	8QDADP	G94080-0008	7252-89475	8QDAOR	G94025-0008	7252-59425
8FQBA-8FB	G94022-0808	7252-89435	3/4-16ORB	3,000	10,500	8QDADP	G94080-0008	7252-89475	8QDAOR	G94025-0008	7252-59425
8FQBADA-8FP	G94021-0808D	7252-89445	1/2-14NPT	3,000	10,500	8QDADP	G94080-0008	7252-89475	8QDAOR	G94025-0008	7252-59425
8FQBADA-12FP	G94021-0812D	7252-89705	3/4-14NPT	3,000	10,500	8QDADP	G94080-0008	7252-89475	8QDAOR	G94025-0008	7252-59425
12FQBA-12FP	G94021-1212	7252-89715	3/4-14NPT	4,000	11,000	NA	NA	NA	12QDAOR	G94025-0012	7252-59715

EQUIPMENT

HOSE/CPLG. SELECTION

TECH. DATA

EXT. & VERY HIGH PRESS. HOSE

GS CPLGS.

PCM CPLGS.

PCS CPLGS.

HIGH & MED. PRESS. HOSE

MEGACRIMP® CPLGS.

PC CPLGS.

FIELD ATTACHABLE CPLGS.

AIR BRAKE HOSE & CPLGS.

MEGATECH™ C5 HOSE & CPLGS.

LOW PRESS. HOSE & CPLGS.

C14 HOSE & CPLGS.

POLARSEAL® HOSE & CPLGS.

PWR. STG. HOSE & CPLGS.

THERMO-PLASTIC HOSE & CPLGS.

ADAPTERS

QUICK DISCONNECT CPLGS.

ACCESSORIES & ASSORTMENTS




PART NUMBER INDEXES



G941 Series (Agricultural Standard-Poppet Valve)




Ag Male Tip – Poppet Valve to Female Pipe (FP) and Dust Cap



Descr	#					Descr	Cap #	
4MQPA-4FP	G94111-0404	7252-89725	1/4-18NPT	3,000	12,000	4QDADC	G94090-0004	7252-89565
6MQPA-6FP	G94111-0606	7252-89735	3/8-18NPT	3,000	12,000	6QDADC	G94090-0006	7252-89585
8MQPA-8FP	G94111-0808	7252-89365	1/2-14NPT	4,000	16,000	8QDADC	G94090-0008	7252-89575
16MQPA-16FP	G94111-1616	7252-89745	1-11/2NPT	3,000	12,000	NA	NA	NA

Ag Female Coupler – Poppet Valve to Female Pipe (FP) and Dust Plug



Descr	#					Descr	Plug #	
4FQPA-4FP	G94121-0404	7252-89755	1/4-18NPT	3,000	12,000	4QDADP	G94080-0004	7252-89465
6FQPA-6FP	G94121-0606	7252-89765	3/8-18NPT	3,000	12,000	6QDADP	G94080-0006	7252-89485
8FQPA-8FP	G94121-0808	7252-89775	1/2-14NPT	4,000	16,000	8QDADP	G94080-0008	7252-89475
16FQPA-16FP	G94121-1616	7252-89785	1-11/2NPT	3,000	12,000	NA	NA	NA

EQUIPMENT

HOSE/CPLG. SELECTION

TECH. DATA

EXT. & VERY HIGH PRESS. HOSE

GS CPLGS.

PCM CPLGS.

PCS CPLGS.

HIGH & MED. PRESS. HOSE

MEGACRIMP® CPLGS.

PC CPLGS.

FIELD ATTACHABLE CPLGS.

AIR BRAKE HOSE & CPLGS.

MEGATECH™ C5 HOSE & CPLGS.

LOW PRESS. HOSE & CPLGS.

C14 HOSE & CPLGS.

POLARSEAL® HOSE & CPLGS.

PWR. STG. HOSE & CPLGS.

THERMO-PLASTIC HOSE & CPLGS.

ADAPTERS

QUICK DISCONNECT CPLGS.

ACCESSORIES & ASSORTMENTS



PART NUMBER INDEXES

Quick Disconnect Couplers – G94 Series

G942 Series (John Deere Old Style)


**Male Tip – Ball Valve to Female Pipe (FP)
or Female O-Ring Boss (FB)**



Descr	#			
8MQBAJD-8FP	G94211-0808	7252-89355	1/2-14NPT	3,000
8MQBAJD-8FB	G94212-0808	7252-89375	3/4-16ORB	3,000

Female Coupler – Ball Valve to Female Pipe (FP)



Descr	#			
8FQBAJD-8FP	G94221-0808	7252-89455	1/2-14NPT	3,000

G943 Series (International Harvester Old Style)

Male Tip – Ball Valve to Female Pipe (FP)



Descr	#			
8MQBAIHC-8FP	G94311-0808	7252-89385	1/2-14NPT	2,500

EQUIPMENT

HOSE/CPLG.
SELECTION

TECH. DATA

EXT. &
VERY HIGH
PRESS. HOSE

GS CPLGS.

PCM CPLGS.

PCS CPLGS.

HIGH & MED.
PRESS. HOSEMEGACRIMP®
CPLGS.

PC CPLGS.

FIELD
ATTACHABLE
CPLGS.AIR BRAKE
HOSE &
CPLGS.MEGATECH™
C5
HOSE &
CPLGS.LOW PRESS.
HOSE &
CPLGS.C14 HOSE
& CPLGS.POLARSEAL®
HOSE &
CPLGS.PWR. STG.
HOSE &
CPLGS.THERMO-
PLASTIC
HOSE &
CPLGS.

ADAPTERS



QUICK
DISCONNECT
CPLGS.ACCESSORIES
& ASSORT-
MENTSPART NUMBER
INDEXES

Quick Disconnect Couplers – G94 Series

G944 Series (J.I. Case Old Style)

Male Tip – Ball Valve to Female Pipe (FP)






Descr	#			
8MQBAJIC-8FP	G94411-0808	7252-89395	1/2-14NPT	3,000

G945 Series (Industrial ISO 7241-1 – Series B)

Male Tip – Poppet Valve to Female Pipe (FP) and Dust Cap



Descr	#					Descr	Cap/Plug #	
4MQPI-4FP	G94511-0404	7252-89015	1/4-18NPT	7,500	30,000	4QDIDC	G94590-0004	7252-89165
6MQPI-6FP	G94511-0606	7252-89025	3/8-18NPT	5,000	20,000	6QDIDC	G94590-0006	7252-89175
8MQPI-8FP	G94511-0808	7252-89035	1/2-14NPT	5,000	20,000	8QDIDC	G94590-0008	7252-89185
12MQPI-12FP	G94511-1212	7252-89045	3/4-14NPT	4,000	16,000	12QDIDC	G94590-0012	7252-89195
16MQPI-16FP	G94511-1616	7252-89055	1-11/2NPT	4,000	16,000	16QDIDC	G94590-0016	7252-89205

EQUIPMENT

HOSE/CPLG. SELECTION

TECH. DATA

EXT. & VERY HIGH PRESS. HOSE

GS CPLGS.

PCM CPLGS.

PCS CPLGS.

HIGH & MED. PRESS. HOSE

MEGACRIMP® CPLGS.

PC CPLGS.

FIELD ATTACHABLE CPLGS.

AIR BRAKE HOSE & CPLGS.

MEGATECH™ C5 HOSE & CPLGS.

LOW PRESS. HOSE & CPLGS.

C14 HOSE & CPLGS.

POLARSEAL® HOSE & CPLGS.

PWR. STG. HOSE & CPLGS.

THERMO-PLASTIC HOSE & CPLGS.

ADAPTERS

QUICK DISCONNECT CPLGS.

ACCESSORIES & ASSORTMENTS




PART NUMBER INDEXES



G945 Series (Industrial ISO 7241-1 – Series B) - Continued

Female Coupler – Poppet Valve to Female Pipe (FP) and Dust Plug



Descr	#					Descr	Cap/Plug #	
4FQPI-4FP	G94521-0404	7252-89115	1/4-18NPT	7,500	30,000	4QDIDP	G94580-0004	7252-89065
6FQPI-6FP	G94521-0606	7252-89125	3/8-18NPT	5,000	20,000	6QDIDP	G94580-0006	7252-89075
8FQPI-8FP	G94521-0808	7252-89135	1/2-14NPT	5,000	20,000	8QDIDP	G94580-0008	7252-89085
12FQPI-12FP	G94521-1212	7252-89145	3/4-14NPT	4,000	16,000	12QDIDP	G94580-0012	7252-89095
16FQPI-16FP	G94521-1616	7252-89155	1-11/2NPT	4,000	16,000	16QDIDP	G94580-0016	7252-89105

G945 Series O-Ring and Backup Ring for Female Couplers (90 Durometer Hardness)



Descr		#		Descr		#	
4FQPI-4FP	4QDIOR	G94525-0004	7252-59115	4QDIBR	G94526-0004	7252-49115	
6FQPI-6FP	6QDIOR	G94525-0006	7252-59125	6QDIBR	G94526-0006	7252-49125	
8FQPI-8FP	8QDIOR	G94525-0008	7252-59135	8QDIBR	G94526-0008	7252-49135	
12FQPI-12FP	12QDIOR	G94525-0012	7252-59145	12QDIBR	G94526-0012	7252-49145	
16FQPI-16FP	16QDIOR	G94525-0016	7252-59155	16QDIBR	G94526-0016	7252-49155	

*Standard O-Ring number.

(CAUTION:) These O-Rings are compounded from a Nitrile polymer for use with petroleum-base hydraulic fluids, water and glycol and oil-water emulsions. DO NOT USE these O-Rings with phosphate esters, diesters or phosphate ester emulsion hydraulic fluids. Instead, use O-Rings made of Viton, EPDM or CPE polymers or other materials compatible with the fluids.

EQUIPMENT
HOSE/CPLG. SELECTION
TECH. DATA
EXT. & VERY HIGH PRESS. HOSE
GS CPLGS.
PCM CPLGS.
PCS CPLGS.
HIGH & MED. PRESS. HOSE
MEGACRIMP® CPLGS.
PC CPLGS.
FIELD ATTACHABLE CPLGS.
AIR BRAKE HOSE & CPLGS.
MEGATECH™ C5 HOSE & CPLGS.
LOW PRESS. HOSE & CPLGS.
C14 HOSE & CPLGS.
POLARSEAL® HOSE & CPLGS.
PWR. STG. HOSE & CPLGS.
THERMO-PLASTIC HOSE & CPLGS.
ADAPTERS
QUICK DISCONNECT CPLGS.
ACCESSORIES & ASSORTMENTS
PART NUMBER INDEXES



Quick Disconnect Couplers – G94 Series

G949 Series (Flush Face, HTMA)

Male Tip – Flush Face Valve to Female Pipe (FP) or Female O-Ring Boss (FB) and Dust Cap



Descr	#				Descr	Cap/Plug #
4MQFF-4FP	G94911-0404	7252-87015	1/4-18NPT	3,000	12,000	4QDFFDP/C G94981-0004 7252-87535
4MQFF-4FB	G94912-0404	7252-87055	1/4-18NPT	3,000	12,000	4QDFFDP/C G94981-0004 7252-87535
6MQFF-6FP	G94911-0606	7252-88005	3/8-18NPT	3,000	12,000	6QDFFDP/C G94981-0006 7252-87545
6MQFF-8FB	G94912-0608	7252-88025	3/4-16ORB	3,000	12,000	6QDFFDP/C G94981-0006 7252-87545
6MQFF-8FP	G94911-0608	7252-88015	1/2-14NPT	3,000	12,000	6QDFFDP/C G94981-0006 7252-87545
8MQFF-8FP	G94911-0808	7252-87025	1/2-14NPT	3,000	12,000	8QDFFDP/C G94981-0008 7252-87555
8CPMQFF-8FP*	G94911-0808P	7252-87435	1/2-14NPT	3,000	12,000	8QDFFDP/C G94981-0008 7252-87555
8MQFF-8FB	G94912-0808	7252-87065	3/4-16ORB	3,000	12,000	8QDFFDP/C G94981-0008 7252-87555
8CPMQFF-8FB*	G94912-0808P	7252-87445	3/4-16ORB	3,000	12,000	8QDFFDP/C G94981-0008 7252-87555
8CPMQFF-10FB*	G94912-0810P	7252-87455	7/8-14ORB	3,000	12,000	8QDFFDP/C G94981-0008 7252-87555
8MQFF-12FB	G94912-0812	7252-87075	1-1/16-12ORB	3,000	12,000	8QDFFDP/C G94981-0008 7252-87555
8CPMQFF-12FB*	G94912-0812P	7252-87465	1-1/16-12ORB	3,000	12,000	8QDFFDP/C G94981-0008 7252-87555
10MQFF-12FB	G94912-1012	7252-87085	1-1/16-12ORB	3,000	12,000	10QDFFDP/C G94981-0010 7252-87565
12MQFF-12FP	G94911-1212	7252-87035	3/4-14NPT	3,000	12,000	12QDFFDP/C G94981-0012 7252-87575
12MQFF-12FB	G94912-1212	7252-87095	1-1/16-12ORB	3,000	12,000	12QDFFDP/C G94981-0012 7252-87575
16MQFF-16FP	G94911-1616	7252-87045	1-11/16NPT	3,000	12,000	16QDFFDP/C G94981-0016 7252-87585
16MQFF-16FB	G94912-1616	7252-87105	1-5/16-12ORB	3,000	12,000	16QDFFDP/C G94981-0016 7252-87585

* Connect-under-pressure coupler

Male Tip – Flush Face Valve to JIC 37° Flare Bulkhead and Dust Cap






Descr	#				Descr	Cap #
8MQFF-10BKHD	G94913-0810	7252-87395	7/8-14	3,625	14,500	8QDFFDP/C G94981-0008 7252-87555
10MQFF-12BKHD	G94913-1012	7252-87405	1-1/16-12	3,625	14,500	10QDFFDP/C G94981-0010 7252-87565



G949 Series (Flush Face, HTMA) - Continued




Male Tip – Flush Face Valve to Female British Pipe Parallel (FBPP) and Dust Cap



Descr	#					Descr	Cap/Plug #	
4MQFF-4FBPP	G94915-0404	7252-87115	1/4-19	4,568	18,270	4QDFFDC	G94990-0004	7252-87345
8MQFF-8FBPP	G94915-0808	7252-87125	1/2-14	3,625	14,500	8QDFFDC	G94990-0008	7252-87355
12MQFF-12FBPP	G94915-1212	7252-87135	3/4-14	3,625	14,500	12QDFFDC	G94990-0012	7252-87375
16MQFF-16FBPP	G94915-1616	7252-87145	1-11	2,900	11,600	16QDFFDC	G94991-0016	7252-87385

Female Coupler – Flush Face Valve to Female Pipe (FP) or Female O-Ring Boss (FB) and Dust Plug



Descr	#					Descr	Plug #	
4FQFF-4FP	G94921-0404	7252-87155	1/4-18NPT	3,000	12,000	4QDFFDP	G94980-0004	7252-87295
4FQFF-4FB	G94922-0404	7252-87195	1/4-18NPT	3,000	12,000	4QDFFDP	G94980-0004	7252-87295
6FQFF-6FP	G94921-0606	7252-88035	3/8-18NPT	3,000	12,000	6QDFFDP	G94980-0006	7252-88065
6FQFF-8FP	G94921-0608	7252-88045	1/2-14NPT	3,000	12,000	6QDFFDP	G94980-0006	7252-88065
6FQFF-8FB	G94922-0608	7252-88055	3/4-160RB	3,000	12,000	6QDFFDP	G94980-0006	7252-88065
6FQFF-8FP	G94921-0608	7252-88045	1/2-14NPT	3,000	12,000	6QDFFDP	G94980-0006	7252-88065
8FQFF-8FP	G94921-0808	7252-87165	1/2-14NPT	3,000	12,000	8QDFFDP	G94980-0008	7252-87305
8CPFQFF-8FP*	G94921-0808P	7252-87475	1/2-14NPT	3,000	12,000	8QDFFDP	G94980-0008	7252-87305
8FQFF-8FB	G94922-0808	7252-87205	3/4-160RB	3,000	12,000	8QDFFDP	G94980-0008	7252-87305
8CPFQFF-8FB*	G94922-0808P	7252-87485	3/4-160RB	3,000	12,000	8QDFFDP	G94980-0008	7252-87305
8CPFQFF-10FB*	G94922-0810P	7252-87495	7/8-140RB	3,000	12,000	8QDFFDP	G94980-0008	7252-87305
8FQFF-12FB	G94922-0812	7252-87215	7/8-140RB	3,000	12,000	8QDFFDP	G94980-0008	7252-87305
8CPFQFF-12FB*	G94922-0812P	7252-87505	7/8-140RB	3,000	12,000	8QDFFDP	G94980-0008	7252-87305
10FQFF-12FB	G94922-1012	7252-87225	1-1/16-120RB	3,000	12,000	10QDFFDP	G94980-00010	7252-87315
12FQFF-12FP	G94921-1212	7252-87175	3/4-14NPT	3,000	12,000	12QDFFDP	G94980-00012	7252-87325
12FQFF-12FB	G94922-1212	7252-87235	1-1/16-120RB	3,000	12,000	12QDFFDP	G94980-00012	7252-87325
16FQFF-16FP	G94921-1616	7252-87185	1-11/16NPT	3,000	12,000	16QDFFDP	G94980-00016	7252-87335
16FQFF-16FB	G94922-1616	7252-87245	1-5/16-120RB	3,000	12,000	16QDFFDP	G94980-00016	7252-87335

* Connect-under-pressure coupler



The World's Most Trusted Name in Belts, Hose and Hydraulics.

www.gates.com

EQUIPMENT

HOSE/CPLG. SELECTION

TECH. DATA

EXT. & VERY HIGH PRESS. HOSE

GS CPLGS.

PCM CPLGS.

PCS CPLGS.

HIGH & MED. PRESS. HOSE

MEGACRIMP® CPLGS.

PC CPLGS.

FIELD ATTACHABLE CPLGS.

AIR BRAKE HOSE & CPLGS.

MEGATECH™ C5 HOSE & CPLGS.

LOW PRESS. HOSE & CPLGS.

C14 HOSE & CPLGS.

POLARSEAL® HOSE & CPLGS.

PWR. STG. HOSE & CPLGS.

THERMO-PLASTIC HOSE & CPLGS.

ADAPTERS

QUICK DISCONNECT CPLGS.

ACCESSORIES & ASSORTMENTS




PART NUMBER INDEXES

Quick Disconnect Couplers – G95 Series

G949 Series (Flush Face, HTMA) - Continued




Female Coupler – Flush Face to JIC 37° Flare Bulkhead and Dust Plug



Descr	#					Descr	Plug #	
8FQFF-10BKHD	G94923-0810	7252-87415	7/8-14	3,625	14,500	8QDFFDP	G94980-0008	7252-87305
10FQFF-12BKHD	G94923-1012	7252-87425	1-1/16-12	3,625	14,500	12QDFFDP	G94980-0012	7252-87325

Female Coupler – Flush Face Valve to Female British Pipe Parallel and Dust Plug



Descr	#					Descr	Plug #	
4FQFF-4FBPP	G94925-0404	7252-87255	1/4-19	4,568	18,270	4QDFFDP	G94980-0004	7252-87295
8FQFF-8FBPP	G94925-0808	7252-87265	1/2-14	3,625	14,500	8QDFFDP	G94980-0008	7252-87305
12FQFF-12FBPP	G94925-1212	7252-87275	3/4-14	3,625	14,500	12QDFFDP	G94980-0012	7252-87325
16FQFF-16FBPP	G94925-1616	7252-87285	1-11	2,900	11,600	16QDFFDP	G94980-0016	7252-87335

EQUIPMENT

HOSE/CPLG. SELECTION

TECH. DATA

EXT. & VERY HIGH PRESS. HOSE

GS CPLGS.

PCM CPLGS.

PCS CPLGS.

HIGH & MED. PRESS. HOSE

MEGACRIMP® CPLGS.

PC CPLGS.

FIELD ATTACHABLE CPLGS.

AIR BRAKE HOSE & CPLGS.

MEGATECH™ C5 HOSE & CPLGS.

LOW PRESS. HOSE & CPLGS.

C14 HOSE & CPLGS.

POLARSEAL® HOSE & CPLGS.

PWR. STG. HOSE & CPLGS.

THERMO-PLASTIC HOSE & CPLGS.

ADAPTERS

QUICK DISCONNECT CPLGS.

ACCESSORIES & ASSORTMENTS




PART NUMBER INDEXES



G950 Series (Flush Face – High Pressure)

Male Tip – Flush Face Valve to Female Pipe (FP) and Dust Cap






Descr	#					Descr	Cap #	
6MQFFH-4FP	G95011-0604	7252-88085	1/4-18NPT	10,000	20,000	6QDFFHDC	G95090-0006	7252-88135
6MQFFH-6FP	G95011-0606	7252-88095	3/8-18NPT	10,000	20,000	6QDFFHDC	G95090-0006	7252-88135
8MQFFH-8FP	G95011-0808	7252-88145	1/2-14NPT	5,000	10,000	8QDFFHDC	G95090-0008	7252-88235
12MQFFH-12FP	G95011-1212	7252-88155	3/4-14NPT	5,000	10,000	12QDFFHDC	G95090-0012	7252-88245
16MQFFH-16FP	G95011-1616	7252-88165	1-11/2NPT	5,000	10,000	16QDFFHDC	G95090-0016	7252-88255
16MQFFH-16FP*	G95011-1616A	7252-88325	1-11/2NPT	5,000	10,000	16QDFFHDC	G95090-0016	7252-88255

*This coupling features a higher working pressure and flatter face for minimization of fluid loss.

Note: It is not interchangeable with the earlier design.

Female Coupler – Flush Face Valve to Female Pipe (FP) and Dust Plug



Descr	#					Descr	Plug #	
6FQFFH-4FP	G95021-0604	7252-88105	1/4-18NPT	10,000	20,000	6QDFFHDP	G95080-0006	7252-88125
6FQFFH-6FP	G95021-0606	7252-88115	3/8-18NPT	10,000	20,000	6QDFFHDP	G95080-0006	7252-88125
8FQFFH-8FP	G95021-0808	7252-88175	1/2-14NPT	5,000	10,000	8QDFFHDP	G95080-0008	7252-88205
12FQFFH-12FP	G95021-1212	7252-88185	3/4-14NPT	5,000	10,000	12QDFFHDP	G95080-0012	7252-88215
16FQFFH-16FP	G95021-1616	7252-88195	1-11/2NPT	5,000	10,000	16QDFFHDP	G95080-0016	7252-88225
16FQFFH-16FP*	G95021-1616A	7252-88335	1-11/2NPT	5,000	10,000	16QDFFHDP	G95080-0016	7252-88225

*This coupling features a higher working pressure and flatter face for minimization of fluid loss.

Note: It is not interchangeable with the earlier design.

EQUIPMENT

HOSE/CPLG. SELECTION

TECH. DATA

EXT. & VERY HIGH PRESS. HOSE

GS CPLGS.

PCM CPLGS.

PCS CPLGS.

HIGH & MED. PRESS. HOSE

MEGACRIMP® CPLGS.

PC CPLGS.

FIELD ATTACHABLE CPLGS.

AIR BRAKE HOSE & CPLGS.

MEGATECH™ C5 HOSE & CPLGS.

LOW PRESS. HOSE & CPLGS.

C14 HOSE & CPLGS.

POLARSEAL® HOSE & CPLGS.

PWR. STG. HOSE & CPLGS.

THERMO-PLASTIC HOSE & CPLGS.

ADAPTERS

QUICK DISCONNECT CPLGS.

ACCESSORIES & ASSORTMENTS


PART NUMBER INDEXES






Quick Disconnect Couplers – G95 Series

G951 Series (Wing Nut)




Male Tip (Brass) – Less Flange to Female Pipe (FP) and Dust Cap



Descr	#					Descr	Cap #	
12MQW-12FP	G95111-1212	7252-88525	3/4-14NPT	3,000	9,000	12QWDC	G95190-0012	7252-88705
16MQW-16FP	G95111-1616	7252-88535	1-11/2"NPT	3,000	9,000	16QWDC	G95190-0016	7252-88715
20MQW-20FP	G95111-2020	7252-88545	1-1/4-11 1/2"NPT	2,750	8,250	20QWDC	G95190-0020	7252-88725
24MQW-24FP	G95111-2424	7252-88555	1-1/2-11 1/2"NPT	2,500	7,500	24QWDC	G95190-0024	7252-88735

Female Coupler (Brass) – Wing Nut (Cast Iron) to Female Pipe (FP) and Dust Plug



Descr	#					Descr	Plug #	
12FQW-12FP	G95121-1212	7252-88585	3/4-14NPT	3,000	9,000	12QWDP	G95180-0012	7252-88645
16FQW-16FP	G95121-1616	7252-88595	1-11/2"NPT	3,000	9,000	16QWDP	G95180-0016	7252-88655
20FQW-20FP	G95121-2020	7252-88605	1-1/4-11 1/2"NPT	2,750	8,250	20QWDP	G95180-0020	7252-88665
24FQW-24FP	G95121-2424	7252-88615	1-1/2-11 1/2"NPT	2,500	7,500	24QWDP	G95180-0024	7252-88675

EQUIPMENT

HOSE/CPLG. SELECTION

TECH. DATA

EXT. & VERY HIGH PRESS. HOSE

GS CPLGS.

PCM CPLGS.

PCS CPLGS.

HIGH & MED. PRESS. HOSE

MEGACRIMP® CPLGS.

PC CPLGS.

FIELD ATTACHABLE CPLGS.

AIR BRAKE HOSE & CPLGS.

MEGATECH™ C5 HOSE & CPLGS.

LOW PRESS. HOSE & CPLGS.

C14 HOSE & CPLGS.

POLARSEAL® HOSE & CPLGS.

PWR. STG. HOSE & CPLGS.

THERMO-PLASTIC HOSE & CPLGS.

ADAPTERS

QUICK DISCONNECT CPLGS.

ACCESSORIES & ASSORTMENTS




PART NUMBER INDEXES

Quick Disconnect Couplers – G95 Series

G952 Series (High Pressure Wing Nut)




Male Tip – Acme Flat Threads to Female Pipe (FP) and Dust Cap



Descr	#					Descr	Cap #	
12MQWH-12FP	G95211-1212	7252-88745	3/4-14NPT	5,000	20,000	12QWHDC	G95290-0012	7252-88895
16MQWH-16FP	G95211-1616	7252-88755	1-11 $\frac{1}{2}$ NPT	5,000	20,000	16QWHDC	G95290-0016	7252-88905
20MQWH-20FP	G95211-2020	7252-88765	1-1/4-11 $\frac{1}{2}$ NPT	5,000	15,000	20QWHDC	G95290-0020	7252-88915
24MQWH-24FP	G95211-2424	7252-88775	1-1/2-11 $\frac{1}{2}$ NPT	5,000	15,000	24QWHDC	G95290-0024	7252-88925
32MQWH-32FP	G95211-3232	7252-88785	2-11 $\frac{1}{2}$ NPT	5,000	15,000	32QWHDC	G95290-0032	7252-88935

Female Coupler – Wing Nut to Female Pipe (FP) and Dust Plug



Descr	#					Descr	Plug #	
12FQWH-12FP*	G95221-1212	7252-88795	3/4-14NPT	5,000	20,000	12QWHDP	G95280-0012	7252-88845
16FQWH-16FP	G95221-1616	7252-88805	1-11 $\frac{1}{2}$ NPT	5,000	20,000	16QWHDP	G95280-0016	7252-88855
20FQWH-20FP	G95221-2020	7252-88815	1 $\frac{1}{4}$ -11 $\frac{1}{2}$ NPT	5,000	15,000	20QWHDP	G95280-0020	7252-88865
24FQWH-24FP	G95221-2424	7252-88825	1 $\frac{1}{2}$ -11 $\frac{1}{2}$ NPT	5,000	15,000	24QWHDP	G95280-0024	7252-88875
32FQWH-32FP	G95221-3232	7252-88835	2-11 $\frac{1}{2}$ NPT	5,000	15,000	32QWHDP	G95280-0032	7252-88885

*Features a hex nut on the coupler.



EQUIPMENT
HOSE/CPLG. SELECTION
TECH. DATA
EXT. & VERY HIGH PRESS. HOSE
GS CPLGS.
PCM CPLGS.
PCS CPLGS.
HIGH & MED. PRESS. HOSE
MEGACRIMP® CPLGS.
PC CPLGS.
FIELD ATTACHABLE CPLGS.
AIR BRAKE HOSE & CPLGS.
MEGATECH™ C5 HOSE & CPLGS.
LOW PRESS. HOSE & CPLGS.
C14 HOSE & CPLGS.
POLARSEAL® HOSE & CPLGS.
PWR. STG. HOSE & CPLGS.
THERMO-PLASTIC HOSE & CPLGS.
ADAPTERS
QUICK DISCONNECT CPLGS.
ACCESSORIES & ASSORTMENTS
PART NUMBER INDEXES




Quick Disconnect Couplers – G95 Series

G953 Series (Very High Pressure)

Recommended for MobileCrimp® crimper-to-pump connection.




Male Tip – Poppet Valve to Female Pipe (FP)



Descr	#				
6MQFFVH-6FP	G95311-0606	7252-88315	3/8-18NPT	14,500	28,000

Female Coupler – Screw to Connect to Female Pipe (FP)



Descr	#				
6FQFFVH-6FP	G95321-0606	7252-88305	3/8-18NPT	14,500	28,000

EQUIPMENT

HOSE/CPLG. SELECTION

TECH. DATA

EXT. & VERY HIGH PRESS. HOSE

GS CPLGS.

PCM CPLGS.

PCS CPLGS.

HIGH & MED. PRESS. HOSE

MEGACRIMP® CPLGS.

PC CPLGS.

FIELD ATTACHABLE CPLGS.

AIR BRAKE HOSE & CPLGS.

MEGATECH™ C5 HOSE & CPLGS.

LOW PRESS. HOSE & CPLGS.

C14 HOSE & CPLGS.

POLARSEAL® HOSE & CPLGS.

PWR. STG. HOSE & CPLGS.

THERMO-PLASTIC HOSE & CPLGS.

ADAPTERS

QUICK DISCONNECT CPLGS.

ACCESSORIES & ASSORTMENTS

PART NUMBER INDEXES




FIELD



G956 Series (Industrial ISO 7241 – Series A)




Male Tip – Poppet Valve to Female Pipe (FP) and Dust Cap



Descr	#					Descr	Cap #	
4MQP-4FP	G95611-0404	7252-89905	1/4-18NPT	4,600	18,400	4QDDC	G95690-0004	7252-89855
6MQP-6FP	G95611-0606	7252-89915	3/8-18NPT	4,600	18,400	6QDDC	G95690-0006	7252-89865
8MQP-8FP	G95611-0808	7252-89925	1/2-14NPT	4,000	16,000	8QDDC	G95690-0008	7252-89875
12MQP-12FP	G95611-1212	7252-89935	3/4-14NPT	4,000	16,000	12QDDC	G95690-0012	7252-89885
16MQP-16FP	G95611-1616	7252-89945	1-11-1/2NPT	3,000	12,000	16QDDC	G95690-0016	7252-89895

Female Coupler – Poppet Valve to Female Pipe (FP) and Dust Plug



Descr	#					Descr	Plug #	
4FQP-4FP	G95621-0404	7252-89955	1/4-18NPT	4,600	18,400	4QDDP	G95680-0004	7252-89805
6FQP-6FP	G95621-0606	7252-89965	3/8-18NPT	4,600	18,400	6QDDP	G95680-0006	7252-89815
8FQP-8FP	G95621-0808	7252-89975	1/2-14NPT	4,000	16,000	8QDDP	G95680-0008	7252-89825
12FQP-12FP	G95621-1212	7252-89985	3/4-14NPT	4,000	16,000	12QDDP	G95680-0012	7252-89835
16FQP-16FP	G95621-1616	7252-89995	1-11-1/2NPT	3,000	12,000	16QDDP	G95680-0016	7252-89845

G956 Series O-Ring and Backup Ring for Female Couplers



Descr	#		Descr	#	
4FQP-4FP	4QDOR	G95625-0004	4QDBR	G95626-0004	7252-49955
6FQP-6FP	6QDOR	G95625-0006	6QDBR	G95626-0006	7252-49965
8FQP-8FP	8QDOR	G95625-0008	8QDBR	G95626-0008	7252-49975
12FQP-12FP	12QDOR	G95625-0012	12QDBR	G95626-0012	7252-49985
16FQP-16FP	16QDOR	G95625-0016	16QDBR	G95626-0016	7252-49995

EQUIPMENT

HOSE/CPLG. SELECTION

TECH. DATA

EXT. & VERY HIGH PRESS. HOSE

GS CPLGS.

PCM CPLGS.

PCS CPLGS.

HIGH & MED. PRESS. HOSE

MEGACRIMP® CPLGS.

PC CPLGS.

FIELD ATTACHABLE CPLGS.

AIR BRAKE HOSE & CPLGS.

MEGATECH™ C5 HOSE & CPLGS.

LOW PRESS. HOSE & CPLGS.

C14 HOSE & CPLGS.

POLARSEAL® HOSE & CPLGS.

PWR. STG. HOSE & CPLGS.

THERMO-PLASTIC HOSE & CPLGS.

ADAPTERS

QUICK DISCONNECT CPLGS.

ACCESSORIES & ASSORTMENTS

PART NUMBER INDEXES



G959 Series (Agricultural QD Adapters – Ball Valve Style)

John Deere Old Style to ISO Style



Descr	#		
8MJD-8FISO	G95961-0808	7252-89615	3,000

ISO Style to John Deere Old Style



Descr	#		
8MISO-8FJD	G95962-0808	7252-89625	3,000

International Harvester to John Deere Old Style



Descr	#		
8MIHC-8FJD	G95963-0808	7252-89635	3,000

EQUIPMENT

HOSE/CPLG. SELECTION

TECH. DATA

EXT. & VERY HIGH PRESS. HOSE

GS CPLGS.

PCM CPLGS.

PCS CPLGS.

HIGH & MED. PRESS. HOSE

MEGACRIMP® CPLGS.

PC CPLGS.

FIELD ATTACHABLE CPLGS.

AIR BRAKE HOSE & CPLGS.

MEGATECH™ C5 HOSE & CPLGS.

LOW PRESS. HOSE & CPLGS.

C14 HOSE & CPLGS.

POLARSEAL® HOSE & CPLGS.

PWR. STG. HOSE & CPLGS.

THERMO-PLASTIC HOSE & CPLGS.

ADAPTERS

QUICK DISCONNECT CPLGS.

ACCESSORIES & ASSORTMENTS

PART NUMBER INDEXES

Quick Disconnect Couplers – G95 Series

G959 Series (Agricultural QD Adapters – Ball Valve Style) - Continued

International Harvester Old Style to ISO Style



Descr	#		
8MIHC-8FISO	G95964-0808	7252-89645	3,000

ISO Style to International Harvester Old Style



Descr	#		
8MISO-8FIHC	G95965-0808	7252-89655	3,000

ISO Style to John Deere Old Style (Double Shutoff)



Descr	#		
8MISO-8FJDDSO	G95966-0808	7252-89665	3,000

ISO Style to International Harvester Old Style (Double Shutoff)



Descr	#		
8MISO-8FIHCDSO	G95967-0808	7252-89675	3,000

EQUIPMENT

HOSE/CPLG. SELECTION

TECH. DATA

EXT. & VERY HIGH PRESS. HOSE

GS CPLGS.

PCM CPLGS.

PCS CPLGS.

HIGH & MED. PRESS. HOSE

MEGACRIMP® CPLGS.

PC CPLGS.

FIELD ATTACHABLE CPLGS.

AIR BRAKE HOSE & CPLGS.

MEGATECH™ C5 HOSE & CPLGS.

LOW PRESS. HOSE & CPLGS.

C14 HOSE & CPLGS.

POLARSEAL® HOSE & CPLGS.

PWR. STG. HOSE & CPLGS.

THERMO-PLASTIC HOSE & CPLGS.

ADAPTERS

QUICK DISCONNECT CPLGS.

ACCESSORIES & ASSORTMENTS

PART NUMBER INDEXES



Quick Disconnect Couplers

Interchange Cross-Reference Chart (Competitor to Gates)

EQUIPMENT
HOSE/CPLG. SELECTION
TECH. DATA
EXT. & VERY HIGH PRESS. HOSE
GS CPLGS.
PCM CPLGS.
PCS CPLGS.
HIGH & MED. PRESS. HOSE
MEGACRIMP® CPLGS.
PC CPLGS.
FIELD ATTACHABLE CPLGS.
AIR BRAKE HOSE & CPLGS.
MEGATECH™ C5 HOSE & CPLGS.
LOW PRESS. HOSE & CPLGS.
C14 HOSE & CPLGS.
POLARSEAL® HOSE & CPLGS.
PWR. STG. HOSE & CPLGS.
THERMO-PLASTIC HOSE & CPLGS.
ADAPTERS
QUICK DISCONNECT CPLGS.
ACCESSORIES & ASSORT-MENTS
PART NUMBER INDEXES

Aeroquip	GATES
5100-S2-12B	G95111-1212
5100-S2-16B	G95111-1616
5100-S2-20B	G95111-2020
5100-S2-24B	G95111-2424
5100-S5-12B	G95121-1212
5100-S5-16B	G95121-1616
5100-S5-20B	G95121-2020
5100-S5-24B	G95121-2424
5601-12-12S	G95621-1212
5601-16-16S	G95621-1616
5601-4-4S	G95621-0404
5601-6-6S	G95621-0606
5601-8-10S†	G95621-0808
5602-12-12S	G95611-1212
5602-16-16S	G95611-1616
5602-4-4S	G95611-0404
5602-6-6S	G95611-0606
5602-8-10S†	G95611-0808
FD45-1002-12-12	G94511-1212
FD45-1002-16-16	G94511-1616
FD45-1002-4-4	G94511-0404
FD45-1002-6-6	G94511-0606
FD45-1002-8-10†	G94511-0808
FD45-1003-12-12	G94521-1212
FD45-1003-16-16	G94521-1616
FD45-1003-4-4	G94521-0404
FD45-1003-6-6	G94521-0606
FD45-1003-8-10†	G94521-0808
FD49-1001-04-04	G94921-0404
FD49-1001-06-06	G94921-0606
FD49-1001-08-06	G94921-0608
FD49-1002-06-06	G94911-0606
FD49-1002-08-06	G94911-0608
FD49-1004-08-06	G94912-0608
FD49-1005-08-06	G94922-0608
FD89-1001-06-06	G94921-0606
FD89-1001-08-06	G94921-0608
FD89-1001-12-12	G94921-1212
FD89-1001-16-16	G94921-1616
FD89-1002-04-04	G94911-0404
FD89-1002-06-06	G94911-0606
FD89-1002-08-06	G94911-0608
FD89-1002-08-08	G94911-0808

†Gates -8 body size connects with this competitor's -10 sizes and offers better flow.

Dynaquip	GATES
DHP-12120	G94511-1212
DHP-16160	G94511-1616
DHP-440	G94511-0404
DHP-660	G94511-0606
DHP-880	G94511-0808
DHS-12120	G94521-1212
DHS-16160	G94521-1616
DHS-440	G94521-0404
DHS-660	G94521-0606
DHS-880	G94521-0808

Faster	GATES
2FF134 NPT F	G94921-1212
2FF134-34SAE F	G94921-1212
2FF158-34SAE F	G94922-1212
2FF11 NPT F	G94921-1616
2FF11-1SAE F	G94922-1616
2FF12 NPT F	G94921-0808
2FF12 NPT M	G94911-0808
2FF12-12SAE F	G94922-0808
2FF12-12SAE M	G94912-0808
2FF12-34SAE F	G94922-0812
2FF12-34SAE M	G94912-0812
2FF14 NPT F	G94921-0404
2FF14 NPT M	G94911-0404
2FFN312 NPT M	G94911-0608
2FFN38 NPT F	G94921-0606
2FFN38 NPT M	G94911-0606

Faster (cont.)	GATES
2FFN38-12 NPT F	G94921-0608
2FFN38-12SAE F	G94922-0608
2FFN38-12SAE M	G94912-0608
3FF11 NPT M	G94911-1616
3FF11-1SAE M	G94912-1616
3FF134 NPT M	G94911-1212
3FF134-34SAE M	G94912-1212
3FF158-34SAE M	G94912-1012
ANV-12F	G95621-0808
ANV-12M	G95611-0808
ANV-14F	G95621-0404
ANV-14M	G95611-0404
ANV-1F	G95621-1616
ANV-1M	G95611-1616
ANV-34F	G95621-1212
ANV-34M	G95611-1212
ANV-38F	G95621-0606
ANV-38M	G95611-0606
FB16-1F	G95121-1616
FB16-1M	G95111-1616
FB20-114F	G95121-2020
FB20-114M	G95111-2020
FF-38-F	G94921-0606
FF-38-M	G94911-0606
HNV-1-F	G94521-1616
HNV-1-M	G94511-1616
HNV-12-F	G94521-0808
HNV-12-M	G94511-0808
HNV-14-F	G94521-0404
HNV-14-M	G94511-0404
HNV-34-F	G94521-1212
HNV-34-M	G94511-1212
HNV-38-F	G94521-0606
HNV-38-M	G94511-0606

Foster	GATES
H2S	G94521-0404
H3S	G94521-0606
H4S	G94521-0808
H6S	G94521-1212
H8S	G94521-1616
K2S	G94511-0404
K3S	G94511-0606
K4S	G94511-0808
K6S	G94511-1212
K8S	G94511-1616

Hansen	GATES
2-H16	G94521-0404
2-K16	G94511-0404
3-H21	G94521-0606
3-K21	G94511-0606
4-H26	G94521-0808
4-K26	G94511-0808
6-FFP-38F	G94911-0606
6-FFS-38F	G94921-0606
6-H31	G94521-1212
6-K31	G94511-1212
8-H36	G94521-1616
8-K36	G94511-1616
QA 29221 00	G94921-0606
QA 29222 00	G94911-0606
QA 29231 00	G94921-0608
QA 29232 00	G94911-0608

Hoffman	GATES
2-HP	G94511-0404
2-HS	G94521-0404
3-HP	G94511-0606
3-HS	G94521-0606
4-HP	G94511-0808
4-HS	G94521-0808
6-HP	G94511-1212
6-HS	G94521-1212
8-HP	G94511-1616
8-HS	G94521-1616

Parker	GATES
6105-12	G95111-1212
6105-16	G95111-1616
6105-20	G95111-2020
6105-24	G95111-2424
6125-12	G95121-1212
6125-16	G95121-1616
6125-20	G95121-2020
6125-24	G95121-2424
6601-12-12	G95621-1212
6601-16-16	G95621-1616
6601-4-4	G95621-0404
6601-6-6	G95621-0606
6601-8-10†	G95621-0808
6602-12-12	G95611-1212
6602-16-16	G95611-1616
6602-4-4	G95611-0404
6602-6-6	G95611-0606
6602-8-10†	G95611-0808
FE-501-8FP-NL	G94921-0808
FE-501-12FO-NL	G94922-0812
FE-502-12FO	G94912-0812
FE-502-12FP	G94911-0808
FE-621-12FO-NL	G94922-1212
FE-622-12FO	G94912-1012
FF-371-6FP	G94921-0606
FF-371-8FB	G94922-0608
FF-371-8FO	G94922-0608
FF-371-8FP	G94921-0608
FF-372-6FP	G94911-0606
FF-372-8FB	G94912-0608
FF-372-8FO	G94912-0608
FF-372-8FP	G94911-0608
H2-62	G94521-0404
H2-63	G94511-0404
H3-62	G94521-0606
H3-63	G94511-0606
H4-62	G94521-0808
H4-63	G94511-0808
H6-62	G94521-1212
H6-63	G94511-1212
H8-62	G94521-1616
H8-63	G94511-1616

†Gates -8 body size connects with this competitor's -10 sizes and offers better flow.

Parker (Pioneer)	GATES
4010-2	G94011-0404
4010-2P	G94111-0404
4010-3	G94011-0606
4010-3	G94111-0606
4050-15	G94022-0808
4050-2	G94021-0404
4050-2P	G94121-0404
4050-3*	G94021-0606D
4050-4	G94021-0808
4050-4P	G94121-0808
4050-5*	G94021-0812D
4056-4MB	G94221-0808
4060-4MB	G95961-0808
4065-4L	G95966-0808
4065-4MB	G95962-0808
4067-4MB	G95963-0808
4070-4MB	G95964-0808
4075-4L	G95967-0808
4075-4MB	G95965-0808
4110-5	G94011-1212
4150-5	G94021-1212
4250-3P	G94121-0606
4250-4	G94021-0808D
5060-15MB	G94212-0808
5060-4MB	G94211-0808
5070-4MB	G94311-0808
5080-4MB	G94411-0808
5090-4	G94111-0808
5205-2	G94080-0004

*Single acting sleeve only.



Interchange Cross-Reference Chart (Competitor to Gates)

Parker (Pioneer) (cont.)	GATES
5205-3	G94080-0006
5205-4	G94080-0008
5209-2	G94090-0004
5209-3	G94090-0006
5209-4	G94090-0008
8010-15	G94012-0808
8010-4	G94011-0808
8010-5	G94011-0812

Perfecting	GATES
2HF2	G94521-0404
3HF3	G94521-0606
3HTF3	G94921-0606
3HTF4	G94921-0608
4HF4	G94521-0808
6HF6	G94521-1212
8HF8	G94521-1616
H2F2	G94511-0404
H3F3	G94511-0606
H4F4	G94511-0808
H6F6	G94511-1212
H8F8	G94511-1616
HT3F3	G94911-0606
HT3F4	G94911-0608

Safeway	GATES
FF491-3	G94911-0606
FF491-3-8	G94912-0608
FF491-4	G94911-0608
FF495-3	G94921-0606
FF495-3-8	G94922-0608
FF495-4	G94921-0608
S101-2	G94511-0404
S101-3	G94511-0606
S101-4	G94511-0808
S101-6	G94511-1212
S101-8	G94511-1616
S105-2	G94521-0404
S105-3	G94521-0606
S105-4	G94521-0808
S105-6	G94521-1212
S105-8	G94521-1616
S11-15	G94212-0808
S11-4	G94211-0808
S12-4	G94311-0808
S13-4	G94411-0808
S21F-6	G94011-1212
S25-15	G94022-0808
S25-4	G94021-0808
S25-4-1	G95961-0808
S25-4-2	G95964-0808
S25-4-20	G94221-0808
S25-4-3	G95962-0808
S25-4-3D	G95966-0808
S25-4-4	G95963-0808
S25-4-7	G95965-0808
S25-4-7D	G95967-0808
S25-4P	G94121-0808
S25A-2	G94021-0404
S25A-2P	G94121-0404
S25F-6	G94021-1212
S41-2	G94011-0404
S41-2P	G94111-0404
S41-3	G94011-0606
S41-3P	G94111-0606
S44-2	G94080-0004
S44-3	G94080-0006
S44-4	G94080-0008
S45-3	G94021-0606D
S45-3P	G94121-0606
S45-4	G94021-0808D
S45-6	G94021-0812D
S49-2	G94090-0004
S49-3	G94090-0006
S49-4	G94090-0008
S561-2	G95611-0404

Safeway (cont.)	GATES
S561-3	G95611-0606
S561-4	G95611-0808
S561-6	G95611-1212
S561-8	G95611-1616
S565-2	G95621-0404
S565-3	G95621-0606
S565-4	G95621-0808
S565-6	G95621-1212
S565-8	G95621-1616
S71-15	G94012-0808
S71-4	G94011-0808
S71-4P	G94111-0808
S71-6	G94011-0812

Snap-Tite	GATES
60N4-4F	G94111-0404
60N6-6F	G94111-0606
60PDCP-4	G94090-0004
60PDCP-6	G94090-0006
60PDCP-4	G94080-0004
60PDCP-6	G94080-0006
61C12-12F	G95621-1212
61C16-16F	G95621-1616
61C4-4F	G95621-0404
61C6-6F	G95621-0606
61C8-8F	G95621-0808
61PDCP-12	G95690-0012
61PDCP-16	G95690-0016
61PDCP-4	G95690-0004
61N12-12F	G95611-1212
61N16-16F	G95611-1616
61N4-4F	G95611-0404
61N6-6F	G95611-0606
61N8-8F	G95611-0808
61PDCP-12	G95680-0012
61PDCP-16	G95680-0016
61PDCP-4	G95680-0004
61PDCP-6	G95680-0006
63N8-8F	G94111-0808
71-1C6-4F	G95021-0604
71-1C6-6F	G95021-0606
71-1C8-8F	G95021-0808
71-1N6-4F	G95011-0604
71-1N6-6F	G95011-0606
71-1N8-8F	G95011-0808
71-2C12-12F	G95021-1212
71-2C16-16F	G95021-1616
71-2N12-12F	G95011-1212
71-2N16-16F	G95011-1616
71PDC-12	G95080-0012
71PDC-16	G95080-0016
71PDC-6	G95080-0006
71PDC-8	G95080-0008
71PDC-12	G95090-0012
71PDC-16	G95090-0016
71PDC-6	G95090-0006
71PDC-8	G95090-0008
72C12-12F	G94521-1212
72C16-16F	G94521-1616
72C4-4F	G94521-0404
72C6-6F	G94521-0606
72C8-8F	G94521-0808
72N12-12F	G94511-1212
72N16-16F	G94511-1616
72N4-4F	G94511-0404
72N6-6F	G94511-0606
72N8-8F	G94511-0808
72PDCP-12	G94590-0012
72PDCP-16	G94590-0016
72PDCP-4	G94590-0004
72PDCP-6	G94590-0006

Snap-Tite (cont.)	GATES
72PDCP-8	G94590-0008
72PDCP-12	G94580-0012
72PDCP-16	G94580-0016
72PDCP-4	G94580-0004
72PDCP-6	G94580-0006
72PDCP-8	G94580-0008
74C4-4EF	G94922-0404
74C4-4F	G94921-0404
74C4-4RP	G94925-0404
74C6-6F	G94921-0606
74C6-8EF	G94922-0608
74C6-8F	G94921-0608
74C8-8EF	G94922-0808
74C8-8F	G94921-0808
74C8-8RP	G94925-0808
74C8-10EB	G94923-0810
74C8-12EF	G94922-0812
74C10-12EB	G94923-1012
74C10-12EF	G94922-1012
74C12-12EF	G94922-1212
74C12-12F	G94921-1212
74C12-12RP	G94925-1212
74C16-16EF	G94922-1616
74C16-16F	G94921-1616
74C16-16RP	G94925-1616
74N4-4EF	G94912-0404
74N4-4F	G94911-0404
74N4-4RP	G94915-0404
74N6-6F	G94911-0606
74N6-6F	G94911-0606
74N6-8EF	G94912-0608
74N6-8F	G94911-0608
74N8-10EB	G94913-0810
74N8-8EF	G94912-0808
74N8-8F	G94911-0808
74N8-12EF	G94912-0812
74N8-8RP	G94915-0808
74N10-12EB	G94913-1012
74N10-12EF	G94912-1012
74N12-12EF	G94912-1212
74N12-12F	G94911-1212
74N12-12RP	G94915-1212
74N16-16EF	G94912-1616
74N16-16F	G94911-1616
74N16-16RP	G94915-1616
74PDC-6	G94980-0006
74PDC-6	G94990-0006
75C12-12F	G95221-1212
75C16-16F	G95221-1616
75C20-20F	G95221-2020
75C24-24F	G95221-2424
75C32-32F	G95221-3232
75MDC-12	G95290-0012
75MDC-16	G95290-0016
75MDC-20	G95290-0020
75MDC-24	G95290-0024
75MDC-32	G95290-0032
75MDP-12	G95280-0012
75MDP-16	G95280-0016
75MDP-20	G95280-0020
75MDP-24	G95280-0024
75MDP-32	G95280-0032
75N12-12F	G95211-1212
75N16-16F	G95211-1616
75N20-20F	G95211-2020
75N24-24F	G95211-2424
75N32-32F	G95211-3232
78DC-12	G95190-0012
78DC-16	G95190-0016
78DC-20	G95190-0020
78DC-24	G95190-0024

EQUIPMENT

HOSE/CPLG. SELECTION

TECH. DATA

EXT. & VERY HIGH PRESS. HOSE

GS CPLGS.

PCM CPLGS.

PCS CPLGS.

HIGH & MED. PRESS. HOSE

MEGACRIMP® CPLGS.

PC CPLGS.

FIELD ATTACHABLE CPLGS.

AIR BRAKE HOSE & CPLGS.

MEGATECH™ C5 HOSE & CPLGS.

LOW PRESS. HOSE & CPLGS.

C14 HOSE & CPLGS.

POLARSEAL® HOSE & CPLGS.

PWR. STG. HOSE & CPLGS.

THERMO-PLASTIC HOSE & CPLGS.

ADAPTERS

QUICK DISCONNECT CPLGS.


ACCESSORIES & ASSORTMENTS

PART NUMBER INDEXES



Tube Nuts and Sleeves Female Flareless Nut



Descr	#		∅		H1 (")
4FFN	G60050-0004	7334-40495	1/4	7/16-20	9/16
5FFN	G60050-0005	7334-40505	5/16	1/2-20	5/8
6FFN	G60050-0006	7334-40515	5/8	9/16-18	11/16
8FFN	G60050-0008	7334-40425	1/2	3/4-16	7/8
10FFN	G60050-0010	7334-40525	5/8	7/8-14	1
12FFN	G60050-0012	7334-40535	3/4	1-1/16-12	1-1/4
16FFN	G60050-0016	7334-40545	1	1-5/16-12	1-1/2

Female Flareless Sleeve



Descr	#		A (")
4FFS	G60051-0004	7334-40555	1/4
5FFS	G60051-0005	7334-40565	5/16
6FFS	G60051-0006	7334-40575	3/8
8FFS	G60051-0008	7334-40435	1/2
10FFS	G60051-0010	7334-40585	5/8
12FFS	G60051-0012	7334-40595	3/4
16FFS	G60051-0016	7334-40605	1

EQUIPMENT

HOSE/CPLG.
SELECTION

TECH. DATA

EXT. &
VERY HIGH
PRESS. HOSE

GS CPLGS.

PCM CPLGS.

PCS CPLGS.

HIGH & MED.
PRESS. HOSEMEGACRIMP®
CPLGS.

PC CPLGS.

FIELD
ATTACHABLE
CPLGS.AIR BRAKE
HOSE &
CPLGS.MEGATECH™
C5
HOSE &
CPLGS.LOW PRESS.
HOSE &
CPLGS.C14 HOSE
& CPLGS.POLARSEAL®
HOSE &
CPLGS.PWR. STG.
HOSE &
CPLGS.THERMO-
PLASTIC
HOSE &
CPLGS.


ADAPTERS

QUICK
DISCONNECT
CPLGS.ACCESSORIES
& ASSORT-
MENTSPART NUMBER
INDEXES



Tube Nuts and Sleeves


Tube Sleeve for JIC Threads



Descr	#		A (")
4TS	G60394-0004	7253-23905	1/4
5TS	G60394-0005	7253-23915	5/16
6TS	G60394-0006	7253-23925	3/8
8TS	G60394-0008	7253-23935	1/2
10TS	G60394-0010	7253-23945	5/8
12TS	G60394-0012	7253-23955	3/4
14TS	G60394-0014	7253-23965	7/8
16TS	G60394-0016	7253-23975	1
20TS	G60394-0020	7253-23985	1-1/4
24TS	G60394-0024	7253-23995	1-1/2
32TS	G60394-0032	7253-24005	2

Tube Sleeve Nut for JIC Threads



Descr	#			H1 (")
4TSN	G60395-0004	7238-01105	7/16-20	9/16
5TSN	G60395-0005	7238-01115	1/2-20	5/8
6TSN	G60395-0006	7238-01125	9/16-18	11/16
8TSN	G60395-0008	7238-01135	3/4-16	7/8
10TSN	G60395-0010	7238-01145	7/8-14	1
12TSN	G60395-0012	7238-01155	1-1/16-12	1-1/4
14TSN	G60395-0014	7238-01165	1-3/16-12	1-3/8
16TSN	G60395-0016	7238-01175	1-5/16-12	1-1/2
20TSN	G60395-0020	7238-01185	1-5/8-12	2
24TSN	G60395-0024	7238-01195	1-7/8-12	2-1/4

EQUIPMENT

HOSE/CPLG.
SELECTION

TECH. DATA

EXT. &
VERY HIGH
PRESS. HOSE

GS CPLGS.

PCM CPLGS.

PCS CPLGS.

HIGH & MED.
PRESS. HOSEMEGACRIMP®
CPLGS.

PC CPLGS.


FIELD
ATTACHABLE
CPLGS.AIR BRAKE
HOSE &
CPLGS.MEGATECH®
C5
HOSE &
CPLGS.LOW PRESS.
HOSE &
CPLGS.C14 HOSE
& CPLGS.POLARSEAL®
HOSE &
CPLGS.PWR. STG.
HOSE &
CPLGS.THERMO-
PLASTIC
HOSE &
CPLGS.

ADAPTERS

QUICK
DISCONNECT
CPLGS.ACCESSORIES
& ASSORT-
MENTSPART NUMBER
INDEXES

Tube Nuts and Sleeves Locknuts for Bulkhead Fittings



Descr	#			H1 (")
4LN	G60399-0004	7253-24605	7/16-20	11/16
5LN	G60399-0005	7253-24615	1/2-20	3/4
6LN	G60399-0006	7253-24625	9/16-18	13/16
8LN	G60399-0008	7253-24635	3/4-16	1
10LN	G60399-0010	7253-24645	7/8-14	1-1/8
12LN	G60399-0012	7253-24655	1-1/16-12	1-3/8
16LN	G60399-0016	7253-24665	1-5/16-12	1-5/8

Metric Bite Sleeve



Descr	#		A (mm)
6BS	G64787-0006	7253-26815	6
8BS	G64787-0008	7253-26835	8
10BS	G64787-0010	7253-26855	10
12BS	G64787-0012	7253-26875	12
14BS	G64787-0014	7253-26895	14
15BS	G64787-0015	7253-26905	15
16BS	G64787-0016	7253-26915	16
18BS	G64787-0018	7253-26925	18
20BS	G64787-0020	7253-26935	20
22BS	G64787-0022	7253-26945	22
25BS	G64787-0025	7253-26955	25
28BS	G64787-0028	7253-26965	28
30BS	G64787-0030	7253-26975	30
35BS	G64787-0035	7253-26985	35
38BS	G64787-0038	7253-26995	38
42BS	G64787-0042	7253-27005	42

EQUIPMENT

HOSE/CPLG.
SELECTION

TECH. DATA

EXT. &
VERY HIGH
PRESS. HOSE

GS CPLGS.

PCM CPLGS.

PCS CPLGS.

HIGH & MED.
PRESS. HOSEMEGACRIMP®
CPLGS.

PC CPLGS.

FIELD
ATTACHABLE
CPLGS.AIR BRAKE
HOSE &
CPLGS.MEGATECH™
C5
HOSE &
CPLGS.LOW PRESS.
HOSE &
CPLGS.C14 HOSE
& CPLGS.POLARSEAL®
HOSE &
CPLGS.PWR. STG.
HOSE &
CPLGS.THERMO-
PLASTIC
HOSE &
CPLGS.


ADAPTERS

QUICK
DISCONNECT
CPLGS.ACCESSORIES
& ASSORT-
MENTSPART NUMBER
INDEXES

Tube Nuts and Sleeves

Metric Bite Nut



Descr	#			A (mm)
6MNL	G64788-0006	7253-27105	M12X1.5	6
6MNH	G64789-0006	7253-27115	M14X1.5	6
8MNL	G64788-0008	7253-27125	M14X1.5	8
8MNH	G64789-0008	7253-27135	M16X1.5	8
10MNL	G64788-0010	7253-27145	M16X1.5	10
10MNH	G64789-0010	7253-27155	M18X1.5	10
12MNL	G64788-0012	7253-27165	M18X1.5	12
12MNH	G64789-0012	7253-27175	M20X1.5	12
14MNH	G64789-0014	7253-27195	M22X1.5	14
15MNL	G64788-0015	7253-27185	M22X1.5	15
16MNH	G64789-0016	7253-27205	M24X1.5	16
18MNL	G64788-0018	7253-27215	M26X1.5	18
20MNH	G64789-0020	7253-27225	M30X2.0	20
22MNL	G64788-0022	7253-27235	M30X2.0	22
25MNH	G64789-0025	7253-27245	M36X2.0	25
28MNL	G64788-0028	7253-27255	M36X2.0	28
30MNH	G64789-0030	7253-27265	M42X2.0	30
35MNL	G64788-0035	7253-27275	M45X2.0	35
38MNH	G64789-0038	7253-27285	M52X2.0	38
42MNL	G64788-0042	7253-27295	M52X2.0	42

EQUIPMENT

HOSE/CPLG.
SELECTION

TECH. DATA

EXT. &
VERY HIGH
PRESS. HOSE

GS CPLGS.

PCM CPLGS.

PCS CPLGS.

HIGH & MED.
PRESS. HOSEMEGACRIMP®
CPLGS.

PC CPLGS.

FIELD
ATTACHABLE
CPLGS.AIR BRAKE
HOSE &
CPLGS.MEGATECH™
C5
HOSE &
CPLGS.LOW PRESS.
HOSE &
CPLGS.C14 HOSE
& CPLGS.POLARSEAL®
HOSE &
CPLGS.PWR. STG.
HOSE &
CPLGS.THERMO-
PLASTIC
HOSE &
CPLGS.

ADAPTERS

QUICK
DISCONNECT
CPLGS.ACCESSORIES
& ASSORT-
MENTSPART NUMBER
INDEXES

O-Rings**

O-Rings for Straight Thread Boss Fittings

(90 Durometer Hardness)



Descr	#		↔	Wall (In.)
3OR	G60248-0003	7254-0003	19/64	1/16
4OR	G60248-0004	7254-0004	11/32	5/64
5OR	G60248-0005	7254-0005	13/32	5/64
6OR	G60248-0006	7254-0006	15/32	5/64
8OR	G60248-0008	7254-0008	41/64	3/32
10OR	G60248-0010	7254-0010	3/4	3/32
12OR	G60248-0012	7254-0012	59/64	7/64
14OR	G60248-0014	7254-0014	1-3/64	7/64
16OR	G60248-0016	7254-0016	1-11/64	7/64
20OR	G60248-0020	7254-0020	1-15/32	7/64

O-Rings for Flat-Face Fittings

(90 Durometer Hardness)



Descr	#		Ref. Coupling Size (In.)	*Arp. No.
4ORFF	G60698-0004	7254-0125	1/4	011
6ORFF	G60698-0006	7254-0126	3/8	012
8ORFF	G60698-0008	7254-0127	1/2	014
10ORFF	G60698-0010	7254-0128	5/8	016
12ORFF	G60698-0012	7254-0129	3/4	018
16ORFF	G60698-0016	7254-0130	1	021
20ORFF	G60698-0020	7254-0131	1-1/4	025
24ORFF	G60698-0024	7254-0132	1-1/2	029

**Gates Standard O-Rings are made of Nitrile. See page C53 for more information.

*Standard O-Ring number.

(CAUTION:) These O-Rings are compounded from a Nitrile polymer for use with petroleum-base hydraulic fluids, water and glycol and oil-water emulsions.

DO NOT USE these O-Rings with phosphate esters, diesters or phosphate ester emulsion hydraulic fluids. Instead, use O-Rings made of Viton, EPDM or CPE polymers or other materials compatible with the fluids.

EQUIPMENT

HOSE/CPLG. SELECTION

TECH. DATA

EXT. & VERY HIGH PRESS. HOSE

GS CPLGS.

PCM CPLGS.

PCS CPLGS.

HIGH & MED. PRESS. HOSE

MEGACRIMP® CPLGS.

PC CPLGS.

FIELD ATTACHABLE CPLGS.

AIR BRAKE HOSE & CPLGS.

MEGATECH™ C5 HOSE & CPLGS.

LOW PRESS. HOSE & CPLGS.

C14 HOSE & CPLGS.

POLARSEAL® HOSE & CPLGS.

PWR. STG. HOSE & CPLGS.

THERMO-PLASTIC HOSE & CPLGS.

ADAPTERS

QUICK DISCONNECT CPLGS.

ACCESSORIES & ASSORTMENTS

PART NUMBER INDEXES

O-Rings

O-Rings for Code 61, Code 62 and Caterpillar-Style Flange Fittings

(90 Durometer Hardness)



Descr	#		⊕	Wall (In.)
8FLOR	G60898-0008	7254-0001	3/4	1/8
10FLOR	G60898-0010	7254-0142	55/64	1/8
12FLOR	G60898-0012	7254-0007	1	1/8
16FLOR	G60898-0016	7254-0009	1-5/16	1/8
20FLOR	G60898-0020	7254-0011	1-1/2	1/8
24FLOR	G60898-0024	7254-0013	1-7/8	1/8
32FLOR	G60898-0032	7254-0015	2-1/4	1/8
40FLOR	G60898-0040	7254-0133	2-3/4	1/8
48FLOR	G60898-0048	7254-0134	3-3/8	1/8
56FLOR	G60898-0056	7254-0135	3-7/8	1/8
64FLOR	G60898-0064	7254-0136	4-3/8	1/8

O-Rings for Female British Standard Parallel Pipe (BSPP Couplings) (70 Durometer Hardness)



Descr	#		⊕ (mm)	Wall (mm)
40RFBSPP	G64095-0004	7254-1166	6.5	1.0
60RFBSPP	G64095-0006	7254-1154	7.1	1.6
80RFBSPP	G64095-0008	7254-1157	11.1	1.6
100RFBSPP	G64095-0010	7254-1159	12.1	1.6
120RFBSPP	G64095-0012	7254-1162	17.1	1.6
160RFBSPP	G64095-0016	7254-1164	22.1	1.6
200RFBSPP	G64095-0020	7254-1165	29.1	1.6

EQUIPMENT

HOSE/CPLG.
SELECTION

TECH. DATA

EXT. &
VERY HIGH
PRESS. HOSE

GS CPLGS.

PCM CPLGS.

PCS CPLGS.

HIGH & MED.
PRESS. HOSE

MEGACRIMP®
CPLGS.

PC CPLGS.

FIELD
ATTACHABLE
CPLGS.

AIR BRAKE
HOSE &
CPLGS.

MEGATECH®
C5
HOSE &
CPLGS.

LOW PRESS.
HOSE &
CPLGS.

C14 HOSE
& CPLGS.

POLARSEAL®
HOSE &
CPLGS.

PWR. STG.
HOSE &
CPLGS.

THERMO-
PLASTIC
HOSE &
CPLGS.

ADAPTERS

QUICK
DISCONNECT
CPLGS.

ACCESSORIES
& ASSORT-
MENTS

PART NUMBER
INDEXES



O-Rings

O-Rings for DIN Light & Heavy Series (MegaCrimp® and GlobalSpiral™ Couplings)

(70 Durometer Hardness)



Descr*	#		↔	Wall (mm)
6ORDH	G64781-0006	7254-0206	4.0	1.5
8ORDH	G64781-0008	7254-0207	6.0	1.5
10ORDH	G64781-0010	7254-0208	7.5	1.5
12ORDH	G64781-0012	7254-0209	9.0	1.5
14ORDH	G64781-0014	7254-1132	10.0	2.0
15/16ORDL/H	G64781-0016	7254-0200	12.0	2.0
18ORDL	G64780-0018	7254-0201	15.0	2.0
20ORDH	G64781-0020	7254-0210	16.3	2.4
22ORDL	G64780-0022	7254-0202	20.0	2.0
25ORDH	G64781-0025	7254-0211	20.3	2.4
28ORDL	G64780-0028	7254-0203	26.0	2.0
30ORDH	G64781-0030	7254-0212	25.3	2.4
35ORDL	G64780-0035	7254-0204	32.0	2.5
38ORDH	G64781-0038	7254-0213	33.3	2.4
42ORDL	G64780-0042	7254-0205	38.0	2.5

*ORDH works for both DIN light and DIN heavy, unless otherwise noted.

O-Rings for DIN Heavy Series (PC, PCM & PCS Couplings)

(70 Durometer Hardness)



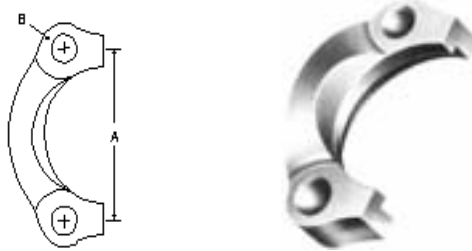
Descr	#		↔	Wall (mm)
8ORDIN	G64782-0008	7254-0154	6.00	1.50
10ORDIN	G64782-0010	7254-0151	7.10	1.60
12ORDIN	G64782-0012	7254-0153	9.10	1.60
14ORDIN	G64782-0014	7254-0150	10.50	1.80
16ORDIN	G64782-0016	7254-0149	11.90	1.80
20ORDIN	G64782-0020	7254-0152	16.60	2.40
25ORDIN	G64782-0025	7254-0144	21.60	2.40
30ORDIN	G64782-0030	7254-0146	27.60	2.40
38ORDIN	G64782-0038	7254-0145	34.60	2.40



Flange Fittings

Flange Half Sets (Code 61 – SAE J518)

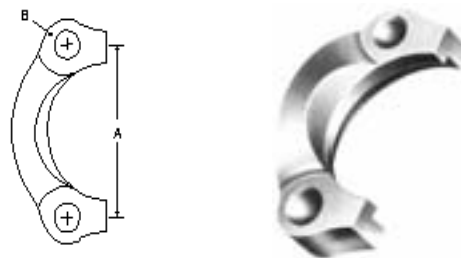
Each set contains 2 flange halves, 1 O-Ring, and 4 bolts (Grade 8) with lock washers.



Descr	#		Nom. Flg. Size (")	A (")	B (")
8CFHS	G60899-0008	7253-07015	1/2	1.50	0.34
12CFHS	G60899-0012	7253-07025	3/4	1.88	0.41
16CFHS	G60899-0016	7253-07035	1	2.06	0.41
20CFHS	G60899-0020	7253-07045	1-1/4	2.31	0.47
24CFHS	G60899-0024	7253-07055	1-1/2	2.75	0.53
32CFHS	G60899-0032	7253-07065	2	3.06	0.53
40CFHS	G60899-0040	7253-01305	2-1/2	3.50	0.54
48CFHS	G60899-0048	7253-01315	3	4.19	0.66
56CFHS	G60899-0056	7253-01325	3-1/2	4.75	0.66
64CFHS	G60899-0064	7253-01335	4	4.75	0.66

Flange Half Sets (Code 62 – SAE J518)

Each set contains 2 flange halves, 1 O-Ring and 4 bolts (Grade 8) with lock washers.



Descr	#		Nom. Flg. Size (")	A (")	B (")
8FHHS	G60929-0008	7253-09775	1/2	1.55	0.34
12FHHS	G60929-0012	7253-09785	3/4	2.00	0.41
16FHHS	G60929-0016	7253-09795	1	2.25	0.47
20FHHS	G60929-0020	7253-09805	1-1/4	2.63	0.53
24FHHS	G60929-0024	7253-09815	1-1/2	3.13	0.66
32FHHS	G60929-0032	7253-09825	2	3.81	0.78

EQUIPMENT

HOSE/CPLG. SELECTION

TECH. DATA

EXT. & VERY HIGH PRESS. HOSE

GS CPLGS.

PCM CPLGS.

PCS CPLGS.

HIGH & MED. PRESS. HOSE

MEGACRIMP® CPLGS.

PC CPLGS.

FIELD ATTACHABLE CPLGS.

AIR BRAKE HOSE & CPLGS.

MEGATECH® C5 HOSE & CPLGS.

LOW PRESS. HOSE & CPLGS.

C14 HOSE & CPLGS.

POLARSEAL® HOSE & CPLGS.

PWR. STG. HOSE & CPLGS.

THERMO-PLASTIC HOSE & CPLGS.

ADAPTERS

QUICK DISCONNECT CPLGS.

ACCESSORIES & ASSORTMENTS

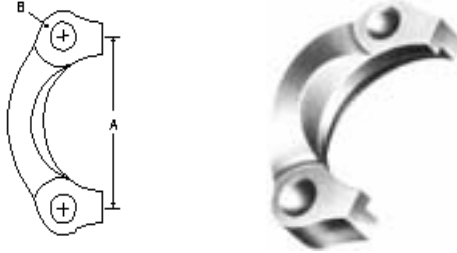
PART NUMBER INDEXES



Flange Fittings

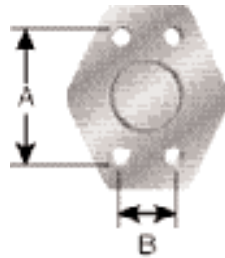
Caterpillar-Style Flange Half Sets

Each set contains 2 flange halves, 1 O-Ring and 4 bolts (Grade 8) with lock washers.



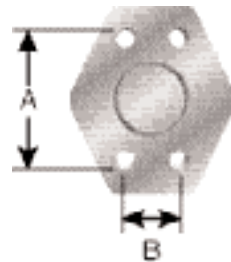
Descr	#		Nom. Flg. Size (In.)	A (")	B (")
12CATFHS	G60959-0012	7253-37025	3/4	2.00	0.41
16CATFHS	G60959-0016	7253-37035	1	2.25	0.47
20CATFHS	G60959-0020	7253-37045	1-1/4	2.63	0.53
24CATFHS	G60959-0024	7253-37055	1-1/2	3.13	0.66
32CATFHS	G60959-0032	7253-37065	2	3.81	0.78

Code 61 Flange Cap



Descr	#		Nom. Flg. Size (In.)	A (")	B (")
12FL-CAP	G60897-0012	7253-66115	3/4	1.88	0.41
16FL-CAP	G60897-0016	7253-66125	1	2.06	0.41
20FL-CAP	G60897-0020	7253-66135	1 1/4	2.31	0.47
24FL-CAP	G60897-0024	7253-66145	1 1/2	2.75	0.53
32FL-CAP	G60897-0032	7253-66155	2	3.06	0.53

Code 62 Flange Cap



Descr	#		Nom. Flg. Size (In.)	A (")	B (")
12FLH-CAP	G60927-0012	7253-66165	3/4	2.00	0.41
16FLH-CAP	G60927-0016	7253-66175	1	2.25	0.47
20FLH-CAP	G60927-0020	7253-66185	1 1/4	2.63	0.53
24FLH-CAP	G60927-0024	7253-66195	1 1/2	3.13	0.66
32FLH-CAP	G60927-0032	7253-66205	2	3.81	0.78



Gates OE-Style Clamp Collars

To locate clamps and protect hose

Previously available only through equipment dealerships, clamp collars are common on many types of construction equipment. The collars are actually crimped onto a hydraulic hose, reducing hose movement and minimizing abrasion.

Crimping Instructions

Care must be taken when crimping clamp collars onto a hydraulic hose. If crimp is too tight, hose will be crushed, dramatically reducing its service life. If crimp is too loose, collar could slide along hose's length causing abrasion and eventual hose cover failure.

Remember: Clamp collars must be crimped *before* the hose couplings.

Use the following instructions to determine crimp diameter, which can then be used to find crimping setting in **Gates' Crimp Data Manual (428-7365 Auto./35019 Ind.)** The required clamp collar for a specific hydraulic hose is provided in **Table 1**.

- 1. Measure hose's outside diameter** at the location where clamp collar will be crimped. This can be accomplished by using a pie tape or by using the average hose outside diameter measured with a dial caliper.
- 2. Measure wall thickness of clamp collar** with a dial caliper.
- 3. Obtain crimp diameter** by adding hose outside diameter to twice the clamp collar wall thickness (see formula below).

$$\text{Crimp Diameter} = (\text{Hose O.D.}) + (2 \times .065)$$

When crimping clamp collar, the crimp die should be located in the collar center, which will result in a 1/8" flare on each side of the collar.



Table 1

Description	Part Number	Product Number	Hydraulic Hose Applications
CC1.10	G52000-0208	7334-0858	8M2T
CC1.12	G52000-0210	7334-45805	10M2T, 10G2, 10M3K
CC1.20	G52000-0210S	7334-37015	12M2T, 12G2, 12M4K
CC1.25	G52000-0212	7334-45885	12M2T, 12G2, 12M4K
CC1.37	G52000-0412	7334-45895	12C12, 12G4K

Table 2

Crimping Dies – MobileCrimp® 4-20			
Description	Part Number	Product Number	Hydraulic Hose Applications
MCC3	78590	7482-0981	10M2T, 10G2
MCC4	78591	7482-0982	12M2T, 12G2, 12C12

Crimping Dies – Power Crimp® 707			
Description	Part Number	Product Number	Hydraulic Hose Applications
CC-7C3	78941	7482-1122	10M2T, 10G2
CC-7C4	78942	7482-1123	12G2, 12M2T, 12C12M, 12G4K, 12M4K

Crimping Dies – OmniCrimp® 21			
Description	Part Number	Product Number	Hydraulic Hose Applications
OM331	78297	7482-0733	10M2T, 10G2, 12G2, 12M2T, 12C12M, 12G4K, 12M4K

Crimping Dies – GC32XD™			
Description	Part Number	Product Number	Hydraulic Hose Applications
32-331	78888	7482-7156	10M2T, 10G2, 12G2, 12M2T, 12C12M, 12G4K, 12M4K

EQUIPMENT
HOSE/CPLG. SELECTION
TECH. DATA
EXT. & VERY HIGH PRESS. HOSE
GS CPLGS.
PCM CPLGS.
PCS CPLGS.
HIGH & MED. PRESS. HOSE
MEGACRIMP® CPLGS.
PC CPLGS.
FIELD ATTACHABLE CPLGS.
AIR BRAKE HOSE & CPLGS.
MEGATECH™ C5 HOSE & CPLGS.
LOW PRESS. HOSE & CPLGS.
C14 HOSE & CPLGS.
POLARSEAL® HOSE & CPLGS.
PWR. STG. HOSE & CPLGS.
THERMO-PLASTIC HOSE & CPLGS.
ADAPTERS
QUICK DISCONNECT CPLGS.
ACCESSORIES & ASSORTMENTS
PART NUMBER INDEXES



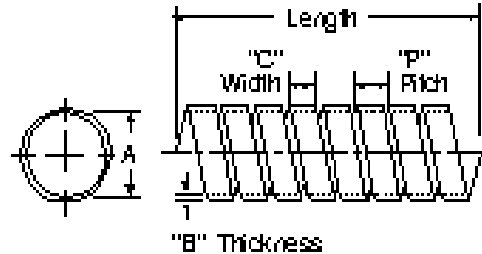
Spring Guards

How To Order Gates Spring Guards

In the selection charts on the following pages, find the proper Dash Number in far left-hand column, and move horizontally until you arrive in the vertical column headed by the appropriate hose description. At this point, you'll find the Part Number or Product Number for the recommended Spring Guard.

To order—Specify the Part/Product Number and the spring guard length desired (in feet).

NOTE: For your convenience, both Selection Charts have been simplified. In some cases, it may be possible to use the next smaller spring guard. To check if this is possible, compare O.D. of hose to I.D. of spring guard. Allow 1/32" for installation.



Flat Armor Spring Guards

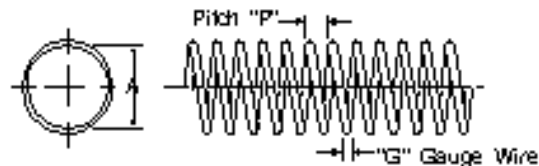
flat armor SPECIFICATIONS

Part No.	Product No.	"A" (In.) (+.015)	"B" (In.)	"C" (In.)	"P" (In.)
G82801-0008	7277-0500	.550	.019	3/8	1/2
G82801-0010	7277-0533	.609	.032	1/4	3/8
G82801-0009	7277-0501	.656	.019	3/8	1/2
G82801-0011	7277-0502	.719	.019	3/8	1/2
G82801-0013	7277-0534	.797	.032	3/8	1/2
G82801-0012	7277-0503	.812	.028	1/4	3/8
G82801-0014	7277-0504	.875	.028	1/2	5/8
G82801-0015	7277-0505	.953	.028	1/2	5/8
G82801-0016	7277-0506	1.000	.028	1/2	5/8
G82801-0017	7277-0530	1.093	.028	1/2	5/8
G82801-0019	7277-0507	1.219	.028	1/2	5/8
G82801-0020	7277-0508	1.281	.028	1/2	5/8
G82801-0022	7277-0532	1.375	.028	1/2	5/8
G82801-0025	7277-0520	1.562	.028	1/2	5/8
G82801-0026	7277-0509	1.625	.028	1/2	5/8
G82801-0027	7277-0529	1.687	.028	1/2	5/8
G82801-0028	7277-0525	1.797	.028	1/2	5/8
G82801-0029	7277-0531	1.844	.028	1/2	5/8
G82801-0033	7277-0527	2.093	.028	1/2	5/8
G82801-0037	7277-0528	2.343	.028	1/2	5/8
G82801-0046	7277-0526	2.875	.028	1/2	5/8

Plated Wire Spring Guards

Plated Wire SPECIFICATIONS

Part No.	Product No.	"A" (In.) (+.015)	"G" (In.)	"P" (In.)	Part No.	Product No.	"A" (In.) (+.015)	"G" (In.)	"P" (In.)
G83801-0009	7277-0521	.550	14 (.080)	7/32	G83801-0018	7277-0522	1.122	14 (.080)	7/32
G83801-0010	7277-0510	.676	14 (.080)	7/32	G83801-0020	7277-0516	1.278	11 (.120)	11/32
G83801-0011	7277-0535	.682	16 (.065)	7/32	G83801-0021	7277-0517	1.340	11 (.120)	11/32
G83801-0012	7277-0511	.738	14 (.080)	7/32	G83801-0025	7277-0518	1.578	11 (.120)	11/32
G83801-0014	7277-0512	.852	14 (.080)	7/32	G83801-0026	7277-0519	1.625	11 (.120)	11/32
G83801-0015	7277-0513	.915	14 (.080)	7/32	G83801-0029	7277-0524	1.847	14 (.080)	13/32
G83801-0016	7277-0514	.977	14 (.080)	7/32	G83801-0040	7277-0523	2.112	14 (.080)	13/32
G83801-0017	7277-0515	1.040	14 (.080)	7/32	G83801-0034	7277-0548	2.12	11 (.120)	11/32





Flat Armor Spring Guards (Zinc-Plated Carbon Steel) Selection Chart

HIGH AND MEDIUM PRESSURE HOSES							
Dash Size	EFG6K G6K EFG5K G5K, CPS	12LW 16LW C12M	G2/G2H MCPB G2L G2AT-HMP	G1 G1H M2T®	M3K	G3H (C3H)	GTH (C6H)
-3	—	—	G82801-0010 7277-0533	G82801-0008 7277-0500	—	G82801-0010 7277-0533	G82801-0008 7277-0500
-4	—	—	G82801-0009 7277-0501	G82801-0010 7277-0533	G82801-0008 7277-0500	G82801-0010 7277-0533	G82801-0010 7277-0533
-5	—	—	—	G82801-0011 7277-0502	—	G82801-0011 7277-0502	G82801-0010 7277-0533
-6	—	—	G82801-0013 7277-0534	G82801-0013 7277-0534	G82801-0009 7277-0501	G82801-0013 7277-0534	G82801-0011 7277-0502
-8	—	G82801-0016 7277-0506	G82801-0015 7277-0505	G82801-0014 7277-0504	G82801-0012 7277-0503	G82801-0016 7277-0506	G82801-0012 7277-0503
-10	—	—	G82801-0017 7277-0530	G82801-0016 7277-0506	G82801-0017 7277-0530	—	G82801-0015 7277-0505
-12	—	G82801-0020 7277-0508	G82801-0019 7277-0507	G82801-0019 7277-0507	G82801-0019 7277-0507	G82801-0022 7277-0507	G82801-0019 7277-0532
-14	—	—	—	—	G82801-0025 7277-0520	—	—
-16	G82801-0011 7277-0520	G82801-0025 7277-0520	G82801-0025 7277-0520	G82801-0025 7277-0520	—	G82801-0026 7277-0509	G82801-0025 7277-0520
-20	G82801-0033 7277-0527	G82801-0033 7277-0527	G82801-0033 7277-0527	G82801-0029 7277-0531	—	G82801-0029 7277-0531	—
-24	G82801-0037 7277-0528	G82801-0037 7277-0528	G82801-0037 7277-0528	G82801-0033 7277-0527	—	—	—
-32	G82801-0046 7277-0526	G82801-0046 7277-0526	G82801-0046 7277-0526	G82801-0046 7277-0526	—	—	—

LOW PRESSURE & SPECIALTY HOSES							
Dash Size	RLA	C5C, C5D	C5E	GMV G4H	RLC	LOC LOL	GT7 GT7NC GT8 GT8NC
-3	G82801-0008 7277-0500	—	—	—	—	G82801-0008 7277-0500	G82801-0008 7277-0500
-4	G82801-0010 7277-0533	G82801-0010 7277-0533	G82801-0008 7277-0500	—	—	G82801-0008 7277-0500	G82801-0008 7277-0500
-5	G82801-0009 7277-0501	G82801-0009 7277-0501	G82801-0010 7277-0533	—	—	G82801-0009 7277-0501	G82801-0010 7277-0533
-6	G82801-0011 7277-0502	G82801-0013 7277-0534	G82801-0009 7277-0501	—	—	G82801-0013 7277-0534	G82801-0011 7277-0502
-8	G82801-0014 7277-0504	G82801-0012 7277-0503	G82801-0013 7277-0534	—	—	G82801-0013 7277-0534	G82801-0014 7277-0504
-10	G82801-0016 7277-0506	G82801-0016 7277-0506	G82801-0014 7277-0504	—	—	G82801-0016 7277-0506	—
-12	G82801-0019 7277-0507	G82801-0019 7277-0507	G82801-0016 7277-0506	G82801-0022 7277-0532	—	G82801-0017 7277-0530	G82801-0019 7277-0507
-16	G82801-0025 7277-0520	G82801-0022 7277-0532	G82801-0020 7277-0508	G82801-0026 7277-0509	G82801-0028 7277-0525	—	G82801-0022 7277-0532
-18-	—	—	—	—	G82801-0029 7277-0531	—	—
-20	—	G82801-0025 7277-0520	—	G82801-0033 7277-0527	G82801-0033 7277-0527	—	—
-24	—	G82801-0028 7277-0525	—	G82801-0037 7277-0528	G82801-0037 7277-0528	—	—
-28	—	—	—	—	G82801-0046 7277-0526	—	—
-32	—	G82801-0037 7277-0528	—	G82801-0046 7277-0526	G82801-0046 7277-0526	—	—

EQUIPMENT
HOSE/CPLG. SELECTION
TECH. DATA
EXT. & VERY HIGH PRESS. HOSE
GS CPLGS.
PCM CPLGS.
PCS CPLGS.
HIGH & MED. PRESS. HOSE
MEGACRIMP® CPLGS.
PC CPLGS.
FIELD ATTACHABLE CPLGS.
AIR BRAKE HOSE & CPLGS.
MEGATECH® C5 HOSE & CPLGS.
LOW PRESS. HOSE & CPLGS.
C14 HOSE & CPLGS.
POLARSEAL® HOSE & CPLGS.
PWR. STG. HOSE & CPLGS.
THERMO-PLASTIC HOSE & CPLGS.
ADAPTERS
QUICK DISCONNECT CPLGS.
ACCESSORIES & ASSORTMENTS
PART NUMBER INDEXES



Accessories

Plated Wire Spring Guards (Zinc-Plated Carbon Steel) Selection Chart

EQUIPMENT

HOSE/CPLG.
SELECTION

TECH. DATA

EXT. &
VERY HIGH
PRESS. HOSE

GS CPLGS.

PCM CPLGS.

PCS CPLGS.

HIGH & MED.
PRESS. HOSEMEGACRIMP®
CPLGS.

PC CPLGS.

FIELD
ATTACHABLE
CPLGS.AIR BRAKE
HOSE &
CPLGS.MEGATECH™
C5
HOSE &
CPLGS.LOW PRESS.
HOSE &
CPLGS.C14 HOSE
& CPLGS.POLARSEAL®
HOSE &
CPLGS.PWR. STG.
HOSE &
CPLGS.THERMO-
PLASTIC
HOSE &
CPLGS.

ADAPTERS

QUICK
DISCONNECT
CPLGS.ACCESSORIES
& ASSORT-
MENTSPART NUMBER
INDEXES

HIGH AND MEDIUM PRESSURE HOSES

Dash Size	EFG6K G6K EFG5K G5K, CPS	12LW 16LW C12M	G2 G2H MCPB, G2L G2AT-HMP	G1 G1H M2T®	M3K	G3H (C3H)	GTH (C6H)
-3	—	—	G83801-0010 7277-0510	G83801-0009 7277-0521	—	G83801-0009 7277-0521	G83801-0009 7277-0521
-4	—	—	G83801-0010 7277-0510	G83801-0009 7277-0521	G83801-0009 7277-0521	G83801-0010 7277-0510	G83801-0009 7277-0521
-5	—	—	—	G83801-0010 7277-0510	—	G83801-0012 7277-0511	G83801-0010 7277-0510
-6	—	—	G83801-0014 7277-0512	G83801-0012 7277-0511	G83801-0010 7277-0510	G83801-0014 7277-0512	G83801-0010 7277-0510
-8	—	G83801-0016 7277-0514	G83801-0015 7277-0513	G83801-0015 7277-0513	G83801-0014 7277-0512	G83801-0016 7277-0514	G83801-0014 7277-0512
-10	—	—	G83801-0018 7277-0522	G83801-0017 7277-0515	G83801-0018 7277-0522	—	G83801-0016 7277-0514
-12	—	G83801-0020 7277-0516	G83801-0020 7277-0516	G83801-0020 7277-0516	G83801-0020 7277-0516	G83801-0021 7277-0517	G83801-0018 7277-0522
-16	G83801-0029 7277-0524	G83801-0025 7277-0518	G83801-0025 7277-0518	G83801-0025 7277-0518	G83801-0029 7277-0524	G83801-0025 7277-0518	—
-20	—	G83801-0040 7277-0523	G83801-0040 7277-0523	G83801-0029 7277-0524	—	G83801-0029 7277-0524	—
-24	—	—	G83801-0040 7277-0523	G83801-0040 7277-0523	—	—	—

LOW PRESSURE AND SPECIALTY HOSES

Dash Size	RLA	C5C, C5D	C5E	GMV G4H	RLC	LOC, LOL	GT7, GT7NC, GT8, GT8NC
-3	G83801-0009 7277-0521	—	—	—	—	G83801-0009 7277-0521	G83801-0009 7277-0521
-4	G83801-0009 7277-0521	G83801-0010 7277-0510	G83801-0009 7277-0521	—	—	G83801-0009 7277-0521	G83801-0009 7277-0521
-5	G83801-0010 7277-0510	G83801-0010 7277-0510	G83801-0010 7277-0510	—	—	G83801-0010 7277-0510	G83801-0010 7277-0510
-6	G83801-0012 7277-0511	G83801-0012 7277-0511	G83801-0010 7277-0510	—	—	G83801-0011 7277-0535	G83801-0010 7277-0510
-8	G83801-0014 7277-0512	G83801-0014 7277-0512	G83801-0014 7277-0512	—	—	G83801-0014 7277-0512	G83801-0014 7277-0512
-10	G83801-0016 7277-0514	G83801-0016 7277-0514	G83801-0015 7277-0513	—	—	G83801-0016 7277-0514	—
-12	G83801-0018 7277-0522	G83801-0018 7277-0522	G83801-0017 7277-0515	—	—	G83801-0018 7277-0522	G83801-0018 7277-0522
-16	G83801-0025 7277-0518	G83801-0020 7277-0516	G83801-0020 7277-0516	—	G83801-0029 7277-0524	—	G83801-0025 7277-0518
-18	—	—	—	—	G83801-0029 7277-0524	—	—
-20	—	G83801-0025 7277-0518	—	G83801-0029 7277-0524	G83801-0040 7277-0523	—	—
-24	—	G83801-0029 7277-0524	—	—	—	—	—



Hose Guards

Plastic Protective Coil Sleeves

Economical, lightweight plastic sleeving protects hose from water, air, gasoline, oil and hydraulic fluids. Effective temperature range from -40°F to 250°F (-40°C to 121°C).




Part No.	Product No.	Description	"A" Coil I.D. (In.)	"B" Strip Width (In.)	Thickness (In.)	Continuous Length Pkg. (Ft.)
G81900-0004	7277-1151	CS1151	1/4	1/4	.040	100
G81900-0006	7277-1152	CS1152	3/8	1/4	.040	100
G81900-0008	7277-1153	CS1153	1/2	3/8	.070	100
G81900-0010	7277-1154	CS1154	5/8	3/8	.070	50
G81900-0012	7277-1155	CS1155	3/4	3/8	.070	50
G81900-0016	7277-1156	CS1156	1	5/8	.115	50
G81900-0022	7277-1157	CS1157	1-3/8	5/8	.115	25
G81900-0030	7277-1158	CS1158	1-7/8	5/8	.115	25

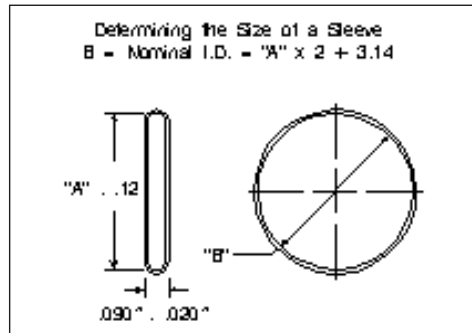
Nylon Protective Sleeve

Nylon Protective Sleeve Solves Abrasion Problems

Gates Nylon Sleeves perform a dual role: (1) they provide excellent abrasion resistance to protect individual hoses; and (2) they can be used to bundle several hose assemblies together for maximum protection. Downtime and maintenance costs are reduced. These Nylon Sleeves are unique because they form an extra protective layer against abrasive forces. Specifically, thousands of tiny Nylon filaments, woven into the texturized yarn, "friz" into a self-renewing shield that is extremely resistant to severe abrasion. **This nylon sleeving has MSHA flame-resistance approval.**



Nylon Sleeve Rolled Up



Nylon Sleeve Covering Hydraulic Assembly

Desc.	"A" Inside Flat (In.)	"B" Sleeve I.D. (In.)	25' Package Part No.	300' Package* Part No.	300' Package* Product No.
HG10	1.07	.68	—	G81800-0010	7277-1067
HG14	1.42	.90	G81801-0014	G81800-0014	7277-1010
HG16	1.67	1.06	G81801-0016	G81800-0016	7277-1011
HG20	1.92	1.22	G81801-0020	G81800-0020	7277-1012
HG24	2.24	1.42	G81801-0024	G81800-0024	7277-1013
HG26	2.50	1.59	G81801-0026	G81800-0026	7277-1377
HG28	2.85	1.81	G81801-0028	G81800-0028	7277-1014
HG32	3.44	2.19	G81801-0032	G81800-0032	7277-1015
HG38	3.74	2.38	G81801-0038	G81800-0038	7277-1016
HG42	4.12	2.62	—	G81800-0042	7277-1018
HG46	4.53	2.88	—	G81800-0046	7277-1024
HG64	6.91	4.40	—	—	7277-1276

300' package contains a maximum of three pieces.

Be sure to heat the cut edges of the Nylon Hose Sleeve. You may have to use a banded clamp or nylon tie to fasten the sleeve securely.

NOTE: Do not use the Nylon Sleeve where ambient temperatures exceed 250°F.

EQUIPMENT

HOSE/CPLG. SELECTION

TECH. DATA

EXT. & VERY HIGH PRESS. HOSE

GS CPLGS.

PCM CPLGS.

PCS CPLGS.

HIGH & MED. PRESS. HOSE

MEGACRIMP® CPLGS.

PC CPLGS.

FIELD ATTACHABLE CPLGS.

AIR BRAKE HOSE & CPLGS.

MEGATECH™ C5 HOSE & CPLGS.

LOW PRESS. HOSE & CPLGS.

C14 HOSE & CPLGS.

POLARSEAL® HOSE & CPLGS.

PWR. STG. HOSE & CPLGS.

THERMO-PLASTIC HOSE & CPLGS.

ADAPTERS

QUICK DISCONNECT CPLGS.

ACCESSORIES & ASSORTMENTS

PART NUMBER INDEXES



PolySleeve™ High-Density Polyethylene Hose Wrap

Gates PolySleeve is a spiral wrap designed to protect or bundle hoses for appearance and safety. PolySleeve protects hoses from chaffing, rubbing, crushing, ultraviolet rays and other hazards that cause hose failures. It can be an easy and economical way to protect equipment, reduce downtime, improve sighting and improve overall appearance. PolySleeve can be installed easily—even after the hose assembly or assemblies are in place. The edges are rounded, so installers won't cut their hands. Just wrap a section of Gates PolySleeve in the abrasion area or wrap it around any number of hoses for better appearance or safety. It is offered in either black or yellow in a full range of sizes.

This product is made of heavy-wall, high-density polyethylene (HDPE) and has a wide temperature range. At -40° it starts to become somewhat brittle, and at 280° it starts to become soft. After temperature is normalized, PolySleeve returns to its original state quickly. PolySleeve is made with an anti-static material, so it won't build up a static charge.

- Safe, affordable protection for hydraulic and pneumatic lines
- Easy to install before or after assembly fabrication or installation
- Guards against harsh environmental conditions for reduced downtime
- Comes with rounded edges both inside and out for added safety
- Available in two colors (black or yellow), multiple sizes for individual hoses or bundling
- Effective temperature range from -40°F to 280°F (-40°C to 138°C)



PolySleeve™ Selection Chart

Dash Size	Hose							
	G2	M2T®	M3K	G1	GT7	GT8	C12	EF65K
-4	8PSB 8PSY	8PSB 8PSY	8PSB 8PSY	8PSB 8PSY	8PSB 8PSY	8PSB 8PSY		
-6	12PSB 12PSY	12PSB 12PSY	12PSB 12PSY	12PSB 12PSY	12PSB 12PSY	12PSB 12PSY	12PSB 12PSY	
-8	16PSB 16PSY	16PSB 16PSY	12PSB 12PSY 16PSB 16PSY	12PSB 12PSY	12PSB 12PSY	12PSB 12PSY	16PSB 16PSY	16PSB 16PSY
-10	16PSB 16PSY	16PSB 16PSY	16PSB 16PSY	16PSB 16PSY				20PSB 20PSY
-12	20PSB 20PSY	20PSB 20PSY	20PSB 20PSY	20PSB 20PSY	16PSB 16PSY	16PSB 16PSY	20PSB 20PSY	20PSB 20PSY
-16	24PSB 24PSY	20PSB 20PSY 24PSB 24PSY	24PSB 24PSY	24PSB 24PSY	20PSB 20PSY		24PSB 24PSY	24PSB 24PSY
-20	28PSB 28PSY			24PSB 24PSY			28PSB 28PSY	28PSB 28PSY
-24	28PSB 28PSY			28PSB 28PSY			28PSB 28PSY	36PSB 36PSY
-32	44PSB 44PSY			36PSB 36PSY			44PSB 44PSY	44PSB 44PSY

SPECIFICATIONS

Description	Part No.	Prod. No.	Coil I.D. (In.)	Fits Min. Hose O.D. (In.)	Fits Max. Hose O.D. (In.)	Wall Thickness (In.)	Carton Length (Ft.)	Color
6PSB	G80901-0006	7277-1174	0.38	0.38	0.52	0.060	165	Black
8PSB	G80901-0008	7277-1175	0.50	0.52	0.64	0.070	66	Black
12PSB	G80901-0012	7277-1176	0.63	0.63	0.85	0.080	66	Black
16PSB	G80901-0016	7277-1177	0.84	0.86	1.08	0.080	66	Black
20PSB	G80901-0020	7277-1178	1.06	1.10	1.35	0.100	66	Black
24PSB	G80901-0024	7277-1179	1.34	1.36	1.74	0.120	66	Black
28PSB	G80901-0028	7277-1180	1.73	1.75	2.18	0.120	66	Black
36PSB	G80901-0036	7277-1181	2.17	2.19	2.61*	0.160	66	Black
44PSB	G80901-0044	7277-1182	2.60	2.62	3.11*	0.180	66	Black
48PSB	G80901-0048	7277-1183	3.10	3.12	3.95*	0.220	66	Black
56PSB	G80901-0056	7277-1184	3.90	3.95	4.25*	0.220	40	Black
6PSY	G80902-0006	7277-1185	0.38	0.38	0.52	0.060	165	Yellow
8PSY	G80902-0008	7277-1186	0.50	0.52	0.64	0.070	66	Yellow
12PSY	G80902-0012	7277-1187	0.63	0.63	0.85	0.080	66	Yellow
16PSY	G80902-0016	7277-1188	0.84	0.86	1.08	0.080	66	Yellow
20PSY	G80902-0020	7277-1189	1.06	1.10	1.35	0.100	66	Yellow
24PSY	G80902-0024	7277-1190	1.34	1.36	1.74	0.120	66	Yellow
28PSY	G80902-0028	7277-1191	1.73	1.75	2.18	0.120	66	Yellow
36PSY	G80902-0036	7277-1192	2.17	2.19	2.61*	0.160	66	Yellow
44PSY	G80902-0044	7277-1193	2.60	2.62	3.11*	0.180	66	Yellow
48PSY	G80902-0048	7277-1194	3.10	3.12	3.95*	0.220	66	Yellow
56PSY	G80902-0056	7277-1195	3.90	3.95	4.25*	0.220	40	Yellow




HeatGuard™ Protective Sheathing

HeatGuard is a completely non-asbestos, heat resistant, protective sleeving. Its special silicone coating can also withstand a broad range of solvents and fuels. It goes on easily over most hoses and couplings, with only hose clamps or wire ties required for fastening.

Best of all, HeatGuard can pay for itself in reduced replacement and maintenance costs. It is available in two grades—HeatGuard™ and HeatGuard™ Hi-Temp. Contact Hose Product Application for details.

HeatGuard™ is knitted coated fiberglass; temperature range: -65°F to +500°F (-54°C to +260°C) for continuous exposure.



SPECIFICATIONS			
Description	Part No.	Prod. No.	I.D. (In.)
HTG-4	G81100-0004	7277-1571	1/4
HTG-5	G81100-0005	7277-1572	.31
HTG-6	G81100-0006	7277-1573	3/8
HTG-7	G81100-0007	7277-1574	.44
HTG-8	G81100-0008	7277-1575	.50
HTG-9	G81100-0009	7277-1576	.56
HTG-10	G81100-0010	7277-1577	.62
HTG-11	G81100-0011	7277-1578	.69
HTG-12	G81100-0012	7277-1579	.75
HTG-13	G81100-0013	7277-1580	.81
HTG-14	G81100-0014	7277-1581	.88
HTG-15	G81100-0015	7277-1582	1 5/16
HTG-16	G81100-0016	7277-1196	1
HTG-18	G81100-0018	7277-1197	1.12
HTG-20	G81100-0020	7277-1583	1 1/4
HTG-22	G81100-0022	7277-1584	1.38
HTG-24	G81100-0024	7277-1585	1 1/2

SPECIFICATIONS			
Description	Part No.	Prod. No.	I.D. (In.)
HTG-26	G81100-0026	7277-1586	1.62
HTG-28	G81100-0028	7277-1587	1.75
HTG-30	G81100-0030	7277-1588	1.88
HTG-32	G81100-0032	7277-1589	2
HTG-34	G81100-0034	7277-1590	2.12
HTG-36	G81100-0036	7277-1591	2 1/4
HTG-38	G81100-0038	7277-1592	2.38
HTG-40	G81100-0040	7277-1593	2 1/2
HTG-42	G81100-0042	7277-1594	2.62
HTG-44	G81100-0044	7277-1595	2
HTG-46	G81100-0046	7277-1596	2.88
HTG-48	G81100-0048	7277-1597	3
HTG-50	G81100-0050	7277-1598	3.12
HTG-52	G81100-0052	7277-1599	3.25
HTG-56	G81100-0056	7277-1600	3
HTG-60	G81100-0060	7277-1601	3.75
HTG-64	G81100-0064	7277-1602	4.00

HeatGuard™ Selection Chart

Dash Size	C5C, C5D, C5M	C5E	G1	G2	M3K	M2T, M4K, M5K, M6K	C12M, G4K	C12, G3K	G5K, G6K	GMV	C14/C14NC
2			HTG-12	HTG-12							
4	HTG-12	HTG-12	HTG-12	HTG-14	HTG-12	HTG-12					HTG-8
5	HTG-14	HTG-14	HTG-14		HTG-14						HTG-10
6	HTG-16		HTG-16	HTG-16	HTG-14	HTG-16	HTG-16		HTG-16		HTG-12
8	HTG-16	HTG-16	HTG-18	HTG-18	HTG-16	HTG-16	HTG-18		HTG-18	HTG-16	HTG-14
10	HTG-18	HTG-18	HTG-18	HTG-18	HTG-18	HTG-18			HTG-22		HTG-14
12	HTG-22	HTG-18	HTG-22	HTG-22	HTG-22	HTG-22	HTG-24		HTG-24	HTG-24	HTG-46
16	HTG-24	HTG-24	HTG-26	HTG-28	HTG-28	HTG-26	HTG-28		HTG-28	HTG-28	HTG-20
20	HTG-28	HTG-28	HTG-32	HTG-34			HTG-32		HTG-32	HTG-32	
24	HTG-32		HTG-36	HTG-38				HTG-38	HTG-40	HTG-36	
32	HTG-38		HTG-44	HTG-48				HTG-44	HTG-48	HTG-44	
36	HTG-50									HTG-48	
40										HTG-52	
48										HTG-60	

EQUIPMENT

HOSE/CPLG. SELECTION

TECH. DATA

EXT. & VERY HIGH PRESS. HOSE

GS CPLGS.

PCM CPLGS.

PCS CPLGS.

HIGH & MED. PRESS. HOSE

MEGACRIMP® CPLGS.

PC CPLGS.

FIELD ATTACHABLE CPLGS.

AIR BRAKE HOSE & CPLGS.

MEGATECH® C5 HOSE & CPLGS.

LOW PRESS. HOSE & CPLGS.

C14 HOSE & CPLGS.

POLARSEAL® HOSE & CPLGS.

PWR. STG. HOSE & CPLGS.

THERMO-PLASTIC HOSE & CPLGS.

ADAPTERS

QUICK DISCONNECT CPLGS.

ACCESSORIES & ASSORTMENTS

PART NUMBER INDEXES



Vinyl Bend Restrictors

Protects Hose Near The Coupling

Gates tapered PVC sleeve reduces bending stress in the hose near the coupling to prevent damage, such as in power wash applications. Installed during hose assembly, this smoothly-finished product withstands temperatures from -40°F to +200°F (-40°C to +93°C).

Below are key features, benefits and specifications of Gates Hose Bend Restrictor.



Features

Benefits

Tapered Design

Reduces bending stress near the hose-coupling junction so extra long, more trouble-free hose life can be expected.

Smooth Finish

Will not scratch finish on equipment being washed. Attractive appearance enhances look of quality.

Wide Temperature

Helps give extra long service life for both hot and cold power wash assemblies.

Friction Fit

No adhesives or clamps required to hold bend restrictor in place on hose assembly. Saves assembly cost.

SPECIFICATIONS

Part No.	Product No.	Description	I.D. (In.)	Length (In.)	Color	Hose Size and Type	Pkg.
G80700-0404	7277-10555	HBR-1055	.53	5.3	Black	4GT7/4GT7NC	42
G80700-0204	7277-10505	HBR-1050	.63	5.5	Black	4G1, 4G1H, 4G2, 4M3K, 4M2T, 4PC3500	39
G80700-0106	7277-10515	HBR-1051	.73	6.0	Black	6G1, 6G1H, 6M3K, 6M2T, 6GT7, 6PC3000, 6PC4000, 4PC6000	27
G80700-0206	7277-10545	HBR-1054	.77	7.0	Black	6G2	45
G80705-0206	7277-10975	HBR-1097	.76	7.0	Red	6G2	300
G80700-0108	7277-10525	HBR-1052	.84	7.0	Black	8G1, 8G1H, 6PC5000	38
G80700-0208	7277-10905	HBR-1056	.910	7.0	Black	8PC2500	190
G80705-0108	7277-10985	HBR-1098	.91	7.0	Red	8PC2500	190
G80700-0110	7277-10535	HBR-1053	1.00	8.0	Black	10G1, 10G1H, 10M2T	30

EQUIPMENT

HOSE/CPLG. SELECTION

TECH. DATA

EXT. & VERY HIGH PRESS. HOSE

GS CPLGS.

PCM CPLGS.

PCS CPLGS.

HIGH & MED. PRESS. HOSE

MEGACRIMP® CPLGS.

PC CPLGS.

FIELD ATTACHABLE CPLGS.

AIR BRAKE HOSE & CPLGS.

MEGATECH™ C5 HOSE & CPLGS.

LOW PRESS. HOSE & CPLGS.

C14 HOSE & CPLGS.

POLARSEAL® HOSE & CPLGS.

PWR. STG. HOSE & CPLGS.

THERMO-PLASTIC HOSE & CPLGS.

ADAPTERS

QUICK DISCONNECT CPLGS.

ACCESSORIES & ASSORTMENTS

PART NUMBER INDEXES



Component Assortments

Stop searching and start saving with these great hydraulic assortments. For once, all your hydraulic components will be in one place. And they are organized by size and style.

O-Ring (OR, FLOR, ORFF) Assortment Kit

Part Number: 85001

Product Number: 7369-0001



O-Rings for Straight-Thread Boss Fittings		
Descr	#	Quantity
4OR	G60248-0004	10
6OR	G60248-0006	10
8OR	G60248-0008	10
10OR	G60248-0010	10
12OR	G60248-0012	10
16OR	G60248-0016	10
20OR	G60248-0020	5

O-Rings for Code 61 & 62 Flange Fittings		
Descr	#	Quantity
12FLOR	G60898-0012	10
16FLOR	G60898-0016	10
20FLOR	G60898-0020	10

O-Rings for Flat-Face Fittings		
Descr	#	Quantity
4ORFF	G60698-0004	10
6ORFF	G60698-0006	10
8ORFF	G60698-0008	10
10ORFF	G60698-0010	10
12ORFF	G60698-0012	10
16ORFF	G60698-0016	10

Flat-Face Plug (MFFOR) and Cap (FFOR) Kit

Part Number: 85002

Product Number: 7369-0002



Flat-Face O-Ring Caps		
Descr	#	Quantity
4FFOR-CAP	G60701-0004	2
6FFOR-CAP	G60701-0006	2
8FFOR-CAP	G60701-0008	2
10FFOR-CAP	G60701-0010	2
12FFOR-CAP	G60701-0012	2
16FFOR-CAP	G60701-0016	2

Flat-Face O-Ring Plugs		
Descr	#	Quantity
4MFFOR-PLUG	G60702-0004	2
6MFFOR-PLUG	G60702-0006	2
8MFFOR-PLUG	G60702-0008	2
10MFFOR-PLUG	G60702-0010	2
12MFFOR-PLUG	G60702-0012	2
16MFFOR-PLUG	G60702-0016	2

- EQUIPMENT
- HOSE/CPLG. SELECTION
- TECH. DATA
- EXT. & VERY HIGH PRESS. HOSE
- GS CPLGS.
- PCM CPLGS.
- PCS CPLGS.
- HIGH & MED. PRESS. HOSE
- MEGACRIMP® CPLGS.
- PC CPLGS.
- FIELD ATTACHABLE CPLGS.
- AIR BRAKE HOSE & CPLGS.
- MEGATECH™ C5 HOSE & CPLGS.
- LOW PRESS. HOSE & CPLGS.
- C14 HOSE & CPLGS.
- POLARSEAL® HOSE & CPLGS.
- PWR. STG. HOSE & CPLGS.
- THERMO-PLASTIC HOSE & CPLGS.
- ADAPTERS
- QUICK DISCONNECT CPLGS.
- ACCESSORIES & ASSORTMENTS
- PART NUMBER INDEXES



Component Assortments – Continued

JIC Plug (MJ) and Cap (FJ) Kit

Part Number: 85003

Product Number: 7369-0003



*Space for plugs and caps, but not included in kit.

Male 37° Flare (JIC) Plug		
Descr	#	Quantity
4MJ-PLUG	G60402-0004	2
5MJ-PLUG	G60402-0005	2
6MJ-PLUG	G60402-0006	2
8MJ-PLUG	G60402-0008	2
10MJ-PLUG	G60402-0010	2
12MJ-PLUG	G60402-0012	2
14MJ-PLUG	G60402-0014	Optional*
16MJ-PLUG	G60402-0016	2
20MJ-PLUG	G60402-0020	Optional*

Female 37° Flare (JIC) Cap		
Descr	#	Quantity
4FJ-CAP	G60401-0004	2
5FJ-CAP	G60401-0005	2
6FJ-CAP	G60401-0006	2
8FJ-CAP	G60401-0008	2
10FJ-CAP	G60401-0010	2
12FJ-CAP	G60401-0012	2
16FJ-CAP	G60401-0016	2
20FJ-CAP	G60401-0020	Optional*

Male Pipe (MP) and O-Ring Boss (MB) Plug Kit

Part Number: 85004

Product Number: 7369-0004



*Space for plugs, but not included in kit.

Male Pipe Plug		
Descr	#	Quantity
2MP-PLUG	G60102-0002	2
4MP-PLUG	G60102-0004	2
6MP-PLUG	G60102-0006	2
8MP-PLUG	G60102-0008	2
12MP-PLUG	G60102-0012	2
16MP-PLUG	G60102-0016	2
20MP-PLUG	G60102-0020	Optional*
24MP-PLUG	G60102-0024	Optional*

Male O-Ring Boss Plug		
Descr	#	Quantity
4MB-PLUG	G60250-0004	2
5MB-PLUG	G60250-0005	2
6MB-PLUG	G60250-0006	2
8MB-PLUG	G60250-0008	2
10MB-PLUG	G60250-0010	2
12MB-PLUG	G60250-0012	2
16MB-PLUG	G60250-0016	1

- EQUIPMENT
- HOSE/CPLG. SELECTION
- TECH. DATA
- EXT. & VERY HIGH PRESS. HOSE
- GS CPLGS.
- PCM CPLGS.
- PCS CPLGS.
- HIGH & MED. PRESS. HOSE
- MEGACRIMP® CPLGS.
- PC CPLGS.
- FIELD ATTACHABLE CPLGS.
- AIR BRAKE HOSE & CPLGS.
- MEGATECH™ C5 HOSE & CPLGS.
- LOW PRESS. HOSE & CPLGS.
- C14 HOSE & CPLGS.
- POLARSEAL® HOSE & CPLGS.
- PWR. STG. HOSE & CPLGS.
- THERMO-PLASTIC HOSE & CPLGS.
- ADAPTERS
- QUICK DISCONNECT CPLGS.
- ACCESSORIES & ASSORTMENTS
- PART NUMBER INDEXES



Air Brake SureLok™ Coupling Assortments

Air Line Repair Kit

Part No.: 85111
Product Number: 7369-0111



Descr	Part No.	Quantity
2AB-2MP	G31100-0202	2 ea.
4AB-2MP	G31100-0402	2 ea.
4AB-4MP	G31100-0404	2 ea.
4AB-6MP	G31100-0406	1 ea.
6AB-2MP	G31100-0602	1 ea.
6AB-4MP	G31100-0604	1 ea.
4AB-2MP90	G31104-0402	1 ea.
4AB-4MP90	G31104-0404	1 ea.
6AB-4MP90	G31104-0604	1 ea.
2AB-2AB	G31400-0202	2 ea.
3AB-3AB	G31400-0303	2 ea.
4AB-4AB	G31400-0404	2 ea.
6AB-6AB	G31400-0606	2 ea.
2AB-2AB-2AB	G31450-0202	1 ea.
3AB-3AB-3AB	G31450-0303	1 ea.
4AB-4AB-4AB	G31450-0404	1 ea.
6AB-6AB-6AB	G31450-0606	1 ea.
Tubing Cutter	78015	1 ea.

Transmission Line Repair Kit

Part No.: 85113
Product Number: 7369-0113



Descr	Part No.	Quantity
2AB-2MP	G31100-0202	2 ea.
2.5AB-1MP	G31100-2501	2 ea.
2.5AB-2MP	G31100-2502	2 ea.
2AB-2MP90	G31104-0202	1 ea.
2.5AB-2MP90	G31104-2502	1 ea.
2AB-2AB	G31400-0202	2 ea.
2.5AB-2.5AB	G31400-2525	2 ea.
3AB-3AB	G31400-0303	2 ea.
2NABTAX100	H30002-02	2 ft.
2.5NABTAX100	H30002-25	2 ft.
3NABTAX100	H30002-03	2 ft.
Tubing Cutter	78015	1 ea.
Nylon Cable Ties	-	20 ea.

Air Brake Repair Kit

Part No.: 85112
Product Number: 7369-0112



Descr	Part No.	Quantity
6AB-4MP	G31100-0604	2 ea.
6AB-6MP	G31100-0606	2 ea.
6AB-8MP	G31100-0608	2 ea.
8AB-4MP	G31100-0804	1 ea.
8AB-6MP	G31100-0806	2 ea.
8AB-8MP	G31100-0808	2 ea.
6AB-6AB	G31400-0606	2 ea.
8AB-6AB	G31400-0806	2 ea.
8AB-8AB	G31400-0808	2 ea.
6AB-6MP90	G31104-0606	1 ea.
6AB-8MP90	G31104-0608	1 ea.
8AB-4MP90	G31104-0804	1 ea.
8AB-6MP90	G31104-0806	1 ea.
8AB-8MP90	G31104-0808	1 ea.
6AB-6AB-6AB	G31450-0606	2 ea.
8AB-8AB-8AB	G31450-0808	2 ea.
Tubing Cutter	78015	1 ea.

Tubing Repair Kit

Part No.: 85114
Product Number: 7369-0114



Descr	Part No.	Quantity
2AB-2AB	G31400-0202	2 ea.
2.5AB-2.5AB	G31400-2525	2 ea.
3AB-3AB	G31400-0303	2 ea.
4AB-4AB	G31400-0404	2 ea.
6AB-4AB	G31400-0604	1 ea.
6AB-6AB	G31400-0606	2 ea.
8AB-6AB	G31400-0806	1 ea.
8AB-8AB	G31400-0808	2 ea.
10AB-10AB	G31400-1010	2 ea.
12AB-12AB	G31400-1212	2 ea.
2NABTAX100	H30002-02	2 ft.
2.5NABTAX100	H30002-25	2 ft.
3NABTAX100	H30002-03	2 ft.
4NABTAX100	H30002-04	2 ft.
5NABTAX100	H30002-05	2 ft.
6NABTAX100	H30002-06	2 ft.
8NABTAX100	H30002-08	2 ft.
10NABTAX50	H30002-10	1 ft.
12NABTAX50	H30002-12	1 ft.
Tubing Cutter	78015	1 ea.
Nylon Cable Ties	-	20 ea.

EQUIPMENT

HOSE/CPLG. SELECTION

TECH. DATA

EXT. & VERY HIGH PRESS. HOSE

GS CPLGS.

PCM CPLGS.

PCS CPLGS.

HIGH & MED. PRESS. HOSE

MEGACRIMP® CPLGS.

PC CPLGS.

FIELD ATTACHABLE CPLGS.

AIR BRAKE HOSE & CPLGS.

MEGATECH™ C5 HOSE & CPLGS.

LOW PRESS. HOSE & CPLGS.

C14 HOSE & CPLGS.

POLARSEAL® HOSE & CPLGS.

PWR. STG. HOSE & CPLGS.

THERMO-PLASTIC HOSE & CPLGS.

ADAPTERS

QUICK DISCONNECT CPLGS.

ACCESSORIES & ASSORTMENTS

PART NUMBER INDEXES



Air Brake – Continued

Small SureLok™ Assortment

This small SureLok™ assortment is a basic starter package for the jobber or fleet. The SureLok coupling allows for repairs or replacement of J844 nylon air brake lines without the need of tools.

Assortment Contains:

- 4 Sizes of Hoses
- 16 Coupling Configurations
- 158 Individual Couplings



Part Number:
A33001

Product Number:
7369-3001

FLEET

Descr	#	Quantity	Descr	#	Quantity
4NABTAX100	H30002-04	1	4AB-4AB	G31400-0404	10
6NABTAX100	H30002-06	1	6AB-6AB	G31400-0606	10
8NABTAX100	H30002-08	1	8AB-8AB	G31400-0808	10
10NABTAX50	H30003-10	1	10AB-10AB	G31400-1010	5
4AB-2MP	G31100-0402	10	4AB-4AB-4AB	G31450-0404	10
4AB-4MP	G31100-0404	10	6AB-6AB-6AB	G31450-0606	10
6AB-6MP	G31100-0606	10	8AB-8AB-8AB	G31450-0808	10
8AB-6MP	G31100-0806	10	8GH-S	G33031-0508	1
8AB-8MP	G31100-0808	10	8GH-U	G33031-0608	1
10AB-8MP	G31100-1008	5	8GH-E	G33031-0708	1
4AB-4MP90	G31104-0404	10	6GHSEAL	G33032-0006	10
6AB-6MP90	G31104-0606	10	Hose Cutter	78015	2
8AB-8MP90	G31104-0808	5			

EQUIPMENT

HOSE/CPLG. SELECTION

TECH. DATA

EXT. & VERY HIGH PRESS. HOSE

GS CPLGS.

PCM CPLGS.

PCS CPLGS.

HIGH & MED. PRESS. HOSE

MEGACRIMP® CPLGS.

PC CPLGS.

FIELD ATTACHABLE CPLGS.

AIR BRAKE HOSE & CPLGS.

MEGATECH™ C5 HOSE & CPLGS.

LOW PRESS. HOSE & CPLGS.

C14 HOSE & CPLGS.

POLARSEAL® HOSE & CPLGS.

PWR. STG. HOSE & CPLGS.

THERMO-PLASTIC HOSE & CPLGS.

ADAPTERS

QUICK DISCONNECT CPLGS.

ACCESSORIES & ASSORTMENTS

PART NUMBER INDEXES

Air Brake – Continued

Large SureLok™ Assortment

The large SureLok assortment is perfect for the jobber or fleet. SureLok couplings allow for repairs or replacement of J844 nylon air brake lines without tools. Along with the SureLok couplings, this assortment features brass field attachable couplings for SAE J1402 DOT All hose.

Assortment Contains:

- 7 Sizes of Hoses
- 51 Coupling Configurations
- 318 Individual Couplings



Part Number:
A33002

Product Number: 7369-3002

Descr	#	Quantity	Descr	#	Quantity
2NABTAX 100	H30002-02	1	4AB-4AB	G31400-0404	10
3NABTAX 100	H30002-03	1	6AB-6AB	G31400-0606	10
4NABTAX100	H30002-04	1	8AB-8AB	G31400-0808	10
6NABTAX100	H30002-06	1	10AB-10AB	G31400-1010	5
8NABTAX100	H30002-08	1	12AB-12AB	G31400-1212	2
10NABTAX50	H30003-10	1	2B-2AB-2AB	G31450-0202	10
12NABTAX50	H30003-12	1	4AB-4AB-4AB	G31450-0404	10
12' Coiled Air Brake Hoses	G30050-1208	1	6AB-6AB-6AB	G31450-0606	10
4AB-2MP	G31100-0402	10	8AB-8AB-8AB	G31450-0808	10
4AB-4MP	G31100-0404	10	10AB-10A-10AB	G31450-1010	5
6AB-4MP	G31100-0604	10	4MP-ATDV	G33021-0004	1
6AB-6MP	G31100-0606	10	6MP-CV	G33027-0006	1
6AB-8MP	G31100-0608	10	8MP-CV	G33027-0008	1
8AB-6MP	G31100-0806	10	6MAB-4MP	G33030-0604	10
8AB-8MP	G31100-0808	10	6MAB-6MP	G33030-0606	10
10AB-8MP	G31100-1008	5	8MAB-6MP	G33030-0806	10
12AB-8MP	G31100-1208	2	8MAB-8MP	G33030-0808	10
12AB-12MP	G31100-1212	2	8GH-S	G33031-0508	1
4AB-2MP90	G31104-0402	10	8GH-U	G33031-0608	1
4AB-4MP90	G31104-0404	10	8GH-E	G33031-0708	1
6AB-4MP90	G31104-0604	10	6GHSEAL	G33032-0006	10
6AB-6MP90	G31104-0606	10	6ABR-4MP	G33100-0604	2
8AB-6MP90	G31104-0806	5	6ABR-6MP	G33100-0606	2
8AB-8MP90	G31104-0808	5	6ABR-8MP	G33100-0608	2
10AB-8MP90	G31104-1008	2	8ABR-6MP	G33100-0806	2
12AB-8MP90	G31104-1208	2	8ABR-8MP	G33100-0808	2
12AB-12MP90	G31104-1212	2	6ABRSG-4MP	G33110-0604	2
4AB-4AB-4MPX	G31142-0404	5	6ABRSG-6MP	G33110-0606	2
6AB-6AB-6MPX	G31142-0606	5	6ABRSG-8MP	G33110-0608	2
8AB-8AB-8MPX	G31142-0808	5	8ABRSG-6MP	G33110-0806	2
2AB-2AB	G31400-0202	5	8ABRSG-8MP	G33110-0808	2
3AB-3AB	G31400-0303	5	Hose Cutter	78015	2

EQUIPMENT

HOSE/CPLG. SELECTION

TECH. DATA

EXT. & VERY HIGH PRESS. HOSE

GS CPLGS.

PCM CPLGS.

PCS CPLGS.

HIGH & MED. PRESS. HOSE

MEGACRIMP® CPLGS.

PC CPLGS.

FIELD ATTACHABLE CPLGS.

AIR BRAKE HOSE & CPLGS.

MEGATECH™ C5 HOSE & CPLGS.

LOW PRESS. HOSE & CPLGS.

C14 HOSE & CPLGS.

POLARSEAL® HOSE & CPLGS.

PWR. STG. HOSE & CPLGS.

THERMO-PLASTIC HOSE & CPLGS.

ADAPTERS

QUICK DISCONNECT CPLGS.

ACCESSORIES & ASSORTMENTS

PART NUMBER INDEXES



Air Brake – Continued

Small Compression Assortment

Handy, small compression assortment is a basic starter package for the jobber or fleet. This assortment features brass compression couplings for J844 nylon air brake hose.

Assortment Contains:

- 4 Sizes of Hoses
- 31 Coupling Configurations
- 211 Individual Couplings



Part Number:
A33003

Product Number:
7369-3003

Descr	#	Quantity	Descr	#	Quantity.
4NABTAX100	H30002-04	1	8ABC-8MP	G32100-0808	5
6NABTAX100	H30002-06	1	10ABC-8MP	G32100-1008	2
8NABTAX100	H30002-08	1	4ABC-2MP90	G32104-0402	5
10NABTAX50	H30003-10	1	4ABC-4MP90	G32104-0404	5
4TSI-ABC	G32040-0004	10	6ABC-6MP90	G32104-0606	5
6TSI-ABC	G32040-0006	10	8ABC-8MP90	G32104-0808	5
8TSI-ABC	G32040-0008	10	10ABC-8MP90	G32104-1008	2
10TSI-ABC	G32040-0010	10	4ABC-4ABC	G32400-0404	5
4TS-ABC	G32050-0004	10	6ABC-6ABC	G32400-0606	5
6TS-ABC	G32050-0006	10	8ABC-8ABC	G32400-0808	5
8TS-ABC	G32050-0008	10	10ABC-10ABC	G32400-1010	2
10TS-ABC	G32050-0010	10	4ABC-4ABC-4ABC	G32450-0404	5
4TSN-ABC	G32060-0004	10	6ABC-6ABC-6ABC	G32450-0606	5
6TSN-ABC	G32060-0006	10	8ABC-8ABC-8ABC	G32450-0808	5
8TSN-ABC	G32060-0008	10	10ABC-10ABC-10ABC	G32450-1010	2
10TSN-ABC	G32060-0010	5	8GH-S	G33031-0508	1
4ABC-2MP	G32100-0402	5	8GH-U	G33031-0608	1
4ABC-4MP	G32100-0404	5	8GH-E	G33031-0708	1
6ABC-6MP	G32100-0606	5	6GHSEAL	G33032-0006	10
8ABC-6MP	G32100-0806	5	Hose Cutter	78015	2

EQUIPMENT

HOSE/CPLG.
SELECTION

TECH. DATA

EXT. &
VERY HIGH
PRESS. HOSE

GS CPLGS.

PCM CPLGS.

PCS CPLGS.

HIGH & MED.
PRESS. HOSEMEGACRIMP®
CPLGS.

PC CPLGS.

FIELD
ATTACHABLE
CPLGS.AIR BRAKE
HOSE &
CPLGS.MEGATECH™
C5
HOSE &
CPLGS.LOW PRESS.
HOSE &
CPLGS.C14 HOSE
& CPLGS.POLARSEAL®
HOSE &
CPLGS.PWR. STG.
HOSE &
CPLGS.THERMO-
PLASTIC
HOSE &
CPLGS.

ADAPTERS

QUICK
DISCONNECT
CPLGS.ACCESSORIES
& ASSORT-
MENTSPART NUMBER
INDEXES



Air Brake – Continued

Large Compression Assortment

The large compression assortment is perfect for the jobber or fleet. This assortment features both brass compression couplings for J844 nylon air brake hose and brass field attachable couplings for SAE J1402 DOT All hose.

Assortment Contains:

- 7 Sizes of Hoses
- 59 Coupling Configurations
- 330 Individual Couplings

Part Number:
A33004

Product Number:
7369-3004



Descr	#	Quantity	Descr	#	Quantity	Descr	#	Quantity
2NABTAX 100	H30002-02	1	6ABC-8MP	G32100-0608	5	4MP-ATDV	G33021-0004	1
3NABTAX 100	H30002-03	1	8ABC-6MP	G32100-0806	5	6MP-CV	G33027-0006	1
4NABTAX100	H30002-04	1	8ABC-8MP	G32100-0808	5	8MP-CV	G33027-0008	1
6NABTAX100	H30002-06	1	10ABC-8MP	G32100-1008	5	6MAB-4MP	G33030-0604	10
8NABTAX100	H30002-08	1	12ABC-12MP	G32100-1212	2	6MAB-6MP	G33030-0606	10
10NABTAX50	H30003-10	1	4ABC-2MP90	G32104-0402	5	8MAB-6MP	G33030-0806	10
12NABTAX50	H30003-12	1	4ABC-4MP90	G32104-0404	5	8MAB-8MP	G33030-0808	10
4TSI-ABC	G32040-0004	10	6ABC-6MP90	G32104-0606	5	8GH-S	G33031-0508	1
6TSI-ABC	G32040-0006	10	8ABC-6MP90	G32104-0806	5	8GH-U	G33031-0608	1
8TSI-ABC	G32040-0008	10	8ABC-8MP90	G32104-0808	5	8GH-E	G33031-0708	1
10TSI-ABC	G32040-0010	10	10ABC-8MP90	G32104-1008	2	6GHSEAL	G33032-0006	10
12TSI-ABC	G32040-0012	5	12ABC-12MP90	G32104-1212	2	6ABR-4MP	G33100-0604	2
4TS-ABC	G32050-0004	10	4ABC-4ABC	G32400-0404	5	6ABR-6MP	G33100-0606	2
6TS-ABC	G32050-0006	10	6ABC-6ABC	G32400-0606	5	6ABR-8MP	G33100-0608	2
8TS-ABC	G32050-0008	10	8ABC-8ABC	G32400-0808	5	8ABR-6MP	G33100-0806	2
10TS-ABC	G32050-0010	10	10ABC-10ABC	G32400-1010	2	8ABR-8MP	G33100-0808	2
12TS-ABC	G32050-0012	5	12ABC-12ABC	G32400-1212	2	6ABRSG-4MP	G33110-0604	2
4TSN-ABC	G32060-0004	10	4ABC-4ABC90	G32404-0404	5	6ABRSG-6MP	G33110-0606	2
6TSN-ABC	G32060-0006	10	6ABC-6ABC90	G32404-0606	5	6ABRSG-8MP	G33110-0608	2
8TSN-ABC	G32060-0008	10	8ABC-8ABC90	G32404-0808	5	8ABRSG-6MP	G33110-0806	2
10TSN-ABC	G32060-0010	5	10ABC-10ABC90	G32404-1010	2	8ABRSG-8MP	G33110-0808	2
12TSN-ABC	G32060-0012	5	4ABC-4ABC-4ABC	G32450-0404	5	Hose Cutter	78015	2
4ABC-2MP	G32100-0402	5	6ABC-6ABC-6ABC	G32450-0606	5			
4ABC-4MP	G32100-0404	5	8ABC-8ABC-8ABC	G32450-0808	5			
6ABC-6MP	G32100-0606	5	10ABC-10ABC-10ABC	G32450-1010	2			

EQUIPMENT

HOSE/CPLG.
SELECTION

TECH. DATA

EXT. &
VERY HIGH
PRESS. HOSE

GS CPLGS.

PCM CPLGS.

PCS CPLGS.

HIGH & MED.
PRESS. HOSE

MEGACRIMP®
CPLGS.

PC CPLGS.

FIELD
ATTACHABLE
CPLGS.

AIR BRAKE
HOSE &
CPLGS.

MEGATECH™
C5
HOSE &
CPLGS.

LOW PRESS.
HOSE &
CPLGS.

C14 HOSE
& CPLGS.

POLARSEAL®
HOSE &
CPLGS.

PWR. STG.
HOSE &
CPLGS.

THERMO-
PLASTIC
HOSE &
CPLGS.

ADAPTERS

QUICK
DISCONNECT
CPLGS.

ACCESSORIES
& ASSORT-
MENTS

PART NUMBER
INDEXES



Air Brake – Continued

Rubber Air Brake & C14 Assembly Assortments

Assortment Part Number: 91181

Part No.	Descr	Length	Unit Count
87147	10C14-10FJSX-10FJSX-36	36"	1
87149	10C14-10FJSX-10FJSX-48	48"	1
87152	10C14-10FJSX-10FJSX-54	54"	1
87154	10C14-10FJSX-10FJSX-84	84"	1
27245	3/8" Hose 1/4" MPT Fixed & Swivel	20"	1
27246	3/8" Hose 1/4" MPT Fixed & Swivel	24"	1
27248	3/8" Hose 1/4" MPT Fixed & Swivel	30"	1
27252	1/2" Hose 3/8" MPT Fixed & Swivel	18"	1
27253	1/2" Hose 3/8" MPT Fixed & Swivel	20"	1
27254	1/2" Hose 3/8" MPT Fixed & Swivel	24"	2
27255	1/2" Hose 3/8" MPT Fixed & Swivel	28"	2
27256	1/2" Hose 3/8" MPT Fixed & Swivel	30"	2
27257	1/2" Hose 3/8" MPT Fixed & Swivel	32"	1
27258	1/2" Hose 3/8" MPT Fixed & Swivel	36"	2
27259	1/2" Hose 3/8" MPT Fixed & Swivel	42"	2
27266	3/8" Hose 3/8" MPT Fixed & Swivel	24"	2
27267	3/8" Hose 3/8" MPT Fixed & Swivel	26"	1
27268	3/8" Hose 3/8" MPT Fixed & Swivel	28"	2
27269	3/8" Hose 3/8" MPT Fixed & Swivel	30"	1
27270	3/8" Hose 3/8" MPT Fixed & Swivel	32"	1
27272	3/8" Hose 3/8" MPT Fixed & Swivel	36"	1
27275	3/8" Hose 3/8" MPT Fixed & Swivel	42"	1
27279	3/8" Hose 3/8" MPT Fixed & Swivel	48"	1
27281	3/8" Hose 3/8" MPT Fixed & Swivel	60"	1
—	Assembly Merchandisers	—	2
—	Content Sheet	—	1
—	Part No. Decals	—	24

Assortment Part Number: 91182

Part No.	Descr	Length	Unit Count
87149	10C14-10FJSX-10FJSX-48	48"	1
87152	10C14-10FJSX-10FJSX-54	54"	1
27246	3/8" Hose 1/4" MPT Fixed & Swivel	24"	1
27254	1/2" Hose 3/8" MPT Fixed & Swivel	24"	2
27255	1/2" Hose 3/8" MPT Fixed & Swivel	28"	1
27256	1/2" Hose 3/8" MPT Fixed & Swivel	30"	2
27258	1/2" Hose 3/8" MPT Fixed & Swivel	36"	2
27259	1/2" Hose 3/8" MPT Fixed & Swivel	42"	1
27266	3/8" Hose 3/8" MPT Fixed & Swivel	24"	2
27268	3/8" Hose 3/8" MPT Fixed & Swivel	28"	1
27269	3/8" Hose 3/8" MPT Fixed & Swivel	30"	1
27272	3/8" Hose 3/8" MPT Fixed & Swivel	36"	1
—	Assembly Merchandisers	—	1
—	Content Sheet	—	1
—	Part No. Decals	—	12





Adapters



Bonded Seals

Part Number: 85041

Product Number: 7369-5041

Descr	#	Quantity
2BBDs	G64075-0002	Optional*
4BBDs	G64075-0004	10
6BBDs	G64075-0006	10
8BBDs	G64075-0008	10
10BBDs	G64075-0010	10
12BBDs	G64075-0012	10
16BBDs	G64075-0016	10
20BBDs	G64075-0020	Optional*
24BBDs	G64075-0024	Optional*
32BBDs	G64075-0032	Optional*
6MBDS	G64775-0006	10
8MBDS	G64775-0008	10
10MBDS	G64775-0010	10
12MBDS	G64775-0012	10
14MBDS	G64775-0014	10
16MBDS	G64775-0016	10
18MBDS	G64775-0018	10
20MBDS	G64775-0020	10
22MBDS	G64775-0022	10
24MBDS	G64775-0024	Optional*
26MBDS	G64775-0026	Optional*
27MBDS	G64775-0027	Optional*
30MBDS	G64775-0030	Optional*
33MBDS	G64775-0033	Optional*
36MBDS	G64775-0036	Optional*
42MBDS	G64775-0042	Optional*

*Space for bonded seals, but not included in kit.



British

Part Number: 85042

Product Number: 7369-5042

Descr	#	Quantity
2MBSPOR-PLUG	G64094-0002	2
4MBSPOR-PLUG	G64094-0004	2
6MBSPOR-PLUG	G64094-0006	2
8MBSPOR-PLUG	G64094-0008	2
12MBSPOR-PLUG	G64094-0012	Optional*
16MBSPOR-PLUG	G64094-0016	Optional*
20MBSPOR-PLUG	G64094-0020	Optional*
2MBSP-PLUG	G64099-0002	2
4MBSP-PLUG	G64099-0004	2
6MBSP-PLUG	G64099-0006	2
8MBSP-PLUG	G64099-0008	2
10MBSP-PLUG	G64099-0010	2
12MBSP-PLUG	G64099-0012	2
16MBSP-PLUG	G64099-0016	Optional*
20MBSP-PLUG	G64099-0020	Optional*
24MBSP-PLUG	G64099-0024	Optional*
32MBSP-PLUG	G64099-0032	Optional*
2MBSPT-PLUG	G64098-0002	2
4MBSPT-PLUG	G64098-0004	2
6MBSPT-PLUG	G64098-0006	2
8MBSPT-PLUG	G64098-0008	2
10MBSPT-PLUG	G64098-0010	2
12MBSPT-PLUG	G64098-0012	2
16MBSPT-PLUG	G64098-0016	Optional*
20MBSPT-PLUG	G64098-0020	Optional*
24MBSPT-PLUG	G64098-0024	Optional*
32MBSPT-PLUG	G64098-0032	Optional*
2FBSPP-CAP	G64097-0002	2
4FBSPP-CAP	G64097-0004	2
6FBSPP-CAP	G64097-0006	2
8FBSPP-CAP	G64097-0008	2
10FBSPP-CAP	G64097-0010	2
12FBSPP-CAP	G64097-0012	2
16FBSPP-CAP	G64097-0016	Optional*
20FBSPP-CAP	G64097-0020	Optional*
24FBSPP-CAP	G64097-0024	Optional*
32FBSPP-CAP	G64097-0032	Optional*

*Space for plugs and caps, but not included in kit.

EQUIPMENT
HOSE/CPLG. SELECTION
TECH. DATA
EXT. & VERY HIGH PRESS. HOSE
GS CPLGS.
PCM CPLGS.
PCS CPLGS.
HIGH & MED. PRESS. HOSE
MEGACRIMP® CPLGS.
PC CPLGS.
FIELD ATTACHABLE CPLGS.
AIR BRAKE HOSE & CPLGS.
MEGATECH™ C5 HOSE & CPLGS.
LOW PRESS. HOSE & CPLGS.
C14 HOSE & CPLGS.
POLARSEAL® HOSE & CPLGS.
PWR. STG. HOSE & CPLGS.
THERMO-PLASTIC HOSE & CPLGS.
ADAPTERS
QUICK DISCONNECT CPLGS.
ACCESSORIES & ASSORTMENTS
PART NUMBER INDEXES



Adapters – Continued



DIN Light

Part Number: 85043

Product Number: 7369-5043



DIN Heavy

Part Number: 85044

Product Number: 7369-5044

Descr	#	Quantity
6MDL-PLUG	G64792-0006	2
8MDL-PLUG	G64792-0008	2
10MDL-PLUG	G64792-0010	2
12MDL-PLUG	G64792-0012	2
15MDL-PLUG	G64792-0015	2
18MDL-PLUG	G64792-0018	2
22MDL-PLUG	G64792-0022	2
28MDL-PLUG	G64792-0028	Optional*
35MDL-PLUG	G64792-0035	Optional*
42MDL-PLUG	G64792-0042	Optional*
6FDL-CAP	G64793-0006	2
8FDL-CAP	G64793-0008	2
10FDL-CAP	G64793-0010	2
12FDL-CAP	G64793-0012	2
15FDL-CAP	G64793-0015	2
18FDL-CAP	G64793-0018	2
22FDL-CAP	G64793-0022	2
28FDL-CAP	G64793-0028	Optional*
35FDL-CAP	G64793-0035	Optional*
42FDL-CAP	G64793-0042	Optional*

*Space for plugs and caps, but not included in kit.

Descr	#	Quantity
8MDH-PLUG	G64794-0008	2
10MDH-PLUG	G64794-0010	2
12MDH-PLUG	G64794-0012	2
14MDH-PLUG	G64794-0014	2
16MDH-PLUG	G64794-0016	2
20MDH-PLUG	G64794-0020	2
25MDH-PLUG	G64794-0025	2
30MDH-PLUG	G64794-0030	Optional*
38MDH-PLUG	G64794-0038	Optional*
8FDH-CAP	G64795-0008	2
10FDH-CAP	G64795-0010	2
12FDH-CAP	G64795-0012	2
14FDH-CAP	G64795-0014	2
16FDH-CAP	G64795-0016	2
20FDH-CAP	G64795-0020	2
25FDH-CAP	G64795-0025	2
30FDH-CAP	G64795-0030	Optional*
38FDH-CAP	G64795-0038	Optional*

*Space for plugs and caps, but not included in kit.

EQUIPMENT
HOSE/CPLG. SELECTION
TECH. DATA
EXT. & VERY HIGH PRESS. HOSE
GS CPLGS.
PCM CPLGS.
PCS CPLGS.
HIGH & MED. PRESS. HOSE
MEGACRIMP® CPLGS.
PC CPLGS.
FIELD ATTACHABLE CPLGS.
AIR BRAKE HOSE & CPLGS.
MEGATECH™ C5 HOSE & CPLGS.
LOW PRESS. HOSE & CPLGS.
C14 HOSE & CPLGS.
POLARSEAL® HOSE & CPLGS.
PWR. STG. HOSE & CPLGS.
THERMO-PLASTIC HOSE & CPLGS.
ADAPTERS
QUICK DISCONNECT CPLGS.
ACCESSORIES & ASSORTMENTS
PART NUMBER INDEXES



Adapters – Continued



Metric

Part Number: 85045
Product Number: 7369-5045

Descr	#	Quantity
8MM-PLUG	G64790-0008	2
10MM-PLUG	G64790-0010	2
12MM-PLUG	G64790-0012	2
14MM-PLUG	G64790-0014	2
16MM-PLUG	G64790-0016	2
18MM-PLUG	G64790-0018	2
20MM-PLUG	G64790-0020	2
22MM-PLUG	G64790-0022	2
24MM-PLUG	G64790-0024	2
26MM-PLUG	G64790-0026	2
30MM-PLUG	G64790-0030	2
22MKB-PLUG	G63980-0022	2



Japanese

Part Number: 85046
Product Number: 7369-5046

Descr	#	Quantity
4FK-CAP	G65597-0004	2
6FK-CAP	G65597-0006	2
8FK-CAP	G65597-0008	2
10FK-CAP	G65597-0010	2
12FK-CAP	G65597-0012	2
16FK-CAP	G65597-0016	Optional*
4MK-PLUG	G65599-0004	2
6MK-PLUG	G65599-0006	2
8MK-PLUG	G65599-0008	2
10MK-PLUG	G65599-0010	2
12MK-PLUG	G65599-0012	2
16MK-PLUG	G65599-0016	Optional*
4FJIS-CAP	G65097-0004	2
6FJIS-CAP	G65097-0006	2
8FJIS-CAP	G65097-0008	2
12FJIS-CAP	G65097-0012	2
16FJIS-CAP	G65097-0016	2
20FJIS-CAP	G65097-0020	Optional*
24FJIS-CAP	G65097-0024	Optional*
32FJIS-CAP	G65097-0032	Optional*
4MJIS-PLUG	G65099-0004	2
6MJIS-PLUG	G65099-0006	2
8MJIS-PLUG	G65099-0008	2
12MJIS-PLUG	G65099-0012	2
6MJIS-PLUG	G65099-0016	2
20MJIS-PLUG	G65099-0020	Optional*
24MJIS-PLUG	G65099-0024	Optional*
32MJIS-PLUG	G65099-0032	Optional*

*Space for plugs and caps, but not included in kit.

EQUIPMENT

HOSE/CPLG. SELECTION

TECH. DATA

EXT. & VERY HIGH PRESS. HOSE

GS CPLGS.

PCM CPLGS.

PCS CPLGS.

HIGH & MED. PRESS. HOSE

MEGACRIMP® CPLGS.

PC CPLGS.

FIELD ATTACHABLE CPLGS.

AIR BRAKE HOSE & CPLGS.

MEGATECH™ C5 HOSE & CPLGS.

LOW PRESS. HOSE & CPLGS.

C14 HOSE & CPLGS.

POLARSEAL® HOSE & CPLGS.

PWR. STG. HOSE & CPLGS.

THERMO-PLASTIC HOSE & CPLGS.

ADAPTERS

QUICK DISCONNECT CPLGS.

ACCESSORIES & ASSORTMENTS

PART NUMBER INDEXES



Part Number Indexes

Page Number Reference

EQUIPMENT

HOSE/CPLG. SELECTION

TECH. DATA

EXT. & VERY HIGH PRESS. HOSE

GS CPLGS.

PCM CPLGS.

PCS CPLGS.

HIGH & MED. PRESS. HOSE

MEGACRIMP® CPLGS.

PC CPLGS.

FIELD ATTACHABLE CPLGS.

AIR BRAKE HOSE & CPLGS.

MEGATECH™ C5 HOSE & CPLGS.

LOW PRESS. HOSE & CPLGS.

C14 HOSE & CPLGS.

POLARSEAL® HOSE & CPLGS.

PWR. STG. HOSE & CPLGS.

THERMO-PLASTIC HOSE & CPLGS.

ADAPTERS

QUICK DISCONNECT CPLGS.

ACCESSORIES & ASSORT-MENTS

PART NUMBER INDEXES

Part No.	Description	Page
G20100	GS-MP	D5
G20102	GS-MPAPI	D5
G20103	GS-MPLH	D5
G20120	GS-MB	D6
G20140	GS-FMX	D6
G20145	GS-FMX45	D6
G20149	GS-FMX90	D7
G20150	GS-FMX90	D7
G20151	GS-FMX90	D7
G20165	GS-MJ	D7
G20170	GS-FJX	D8
G20172	GS-FJX30M	D8
G20174	GS-FJX45S	D9
G20175	GS-FJX45/GS-FJX45M	D9
G20177	GS-FJX60	D9
G20179	GS-FJX90S	D10
G20180	GS-FJX90M	D10
G20181	GS-FJX90L	D10
G20182	GS-FJX90XL	D10
G20225	GS-MFFOR	D11
G20230	GS-FFORX	D11
G20234	GS-FFORX45/GS-FFORX45S	D12
G20239	GS-FFORX90S	D13
G20240	GS-FFORX90M	D13
G20241	GS-FFORX90L	D13
G20248	GS-FFORX135	D14
G20300	GS-FL/GS-FLK	D14
G20301	GS-FLL	D15
G20302	GS-FL22M	D15
G20304	GS-FL30M	D16
G20306	GS-FL45S	D16
G20307	GS-FL45/GS-FL45M	D16
G20309	GS-FL60M	D17
G20311	GS-FL67/GS-FL67S/GS-FL67M	D17
G20313	GS-FL90	D18
G20314	GS-FL90S	D18
G20315	GS-FL90M/GS-FLK90	D18
G20316	GS-FL90L	D18
G20317	GS-FL90	D18
G20318	GS-FL90	D18
G20225	GS-FL90	D18
G20323	GS-FL100	D19
G20325	GS-FL110	D19
G20331	GS-FL135	D19
G20350	GS-FLH	D20
G20352	GS-FLH22M	D20
G20354	GS-FLH30M	D21
G20357	GS-FLH45M	D21
G20359	GS-FLH60M	D22
G20360	GS-FLH67M	D22
G20364	GS-FLH90S	D23
G20365	GS-FLH90M	D23
G20366	GS-FLH90	D23
G20367	GS-FLH90	D23
G20400	GS-FLC	D24
G20402	GS-FLC22	D24
G20404	GS-FLC30	D25
G20407	GS-FLC45	D25
G20408	GS-FLC45	D25
G20409	GS-FLC60	D26
G20410	GS-FLC67	D26
G20415	GS-FLC90	D27
G20416	GS-FLC90	D27
G20420	GS-FFPL	D35
G20534	GS-HLEC	D27
G20535	GS-HLE	D27
G20537	GS-HLE90	D28
G20615	GS-MDL	D28
G20645	GS-FDLORX	D29
G20650	GS-FDLORX45	D29
G20675	GS-MFG	D35
G20680	GS-FFGX	D35
G20690	GS-FFGX90	D36
G20715	GS-MDH	D30
G20720	GS-FDHORX	D31
G20725	GS-FDHORX45	D31
G20730	GS-FDHORX90	D32
G20735	GS-MKB	D32

Part No.	Description	Page
G20810	GS-MBSPP	D33
G20830	GS-FBSPORX	D33
G20831	GS-FBSPORX45M	D34
G20832	GS-FBSPORX90M	D34
G20910	GS-FKX	D36
G20930	GS-FJISX	D36
G20995	GS1F-2/GS1F-4/GS1F-6	D37
G21100	MGS-MP	D38
G21165	MGS-MJ	D38
G21170	MGS-FJX	D38
G21180	MGS-FJX90M	D38
G21230	MGS-FFORX	D39
G21240	MGS-FFORX90M	D39
G21300	MGS-FL	D39
G21307	MGS-FL45S	D40
G21315	MGS-FL90M	D40
G21350	MGS-FLH	D41
G21715	MGS-MDH	D40
G21720	MGS-FDHORX	D41
G21830	MGS-FBSPORX	D41
G25100	G-MP	E13
G25101	G-MPLN	E13
G25105	G-MPX	E14
G25106	G-MPX90	E14
G25107	G-MPX90L	E14
G25110	G-FP	E15
G25111	G-PPX	E15
G25120	G-MB	E16
G25121	G-MBX	E17
G25122	G-MBX45	E17
G25123	G-MBX90	E18
G25124	G-MBX90	E18
G25130	G-MBAX	E19
G25133	G-MBAX45	E19
G25135	G-MBAX90	E20
G25136	G-MBAX90L	E20
G25165	G-MJ	E21
G25170	G-FJX	E22
G25172	G-FJX30	E23
G25175	G-FJX45	E23
G25179	G-FJX90S	E24
G25180	G-FJX90M	E24
G25181	G-FJX90L	E24
G25183	G-FJX90	E25
G25187	G-FJX90BL	E25
G25195	G-MS	E25
G25200	G-FSX	E26
G25202	G-FSX45	E26
G25203	G-FSX45	E26
G25204	G-FSX90	E27
G25205	G-FSX90	E27
G25206	G-FSX90	E27
G25225	G-MFFOR	E28
G25226	G-MFFORBKHDLN	E27
G25230	G-FFORX	E29
G25234	G-FFORX45S	E30
G25235	G-FFORX45	E30
G25238	G-FFORX67	E30
G25239	G-FFORX90S	E31
G25240	G-FFORX90M	E31
G25241	G-FFORX90L	E31
G25300	G-FL	E32
G25300	G-FLK	E32
G25302	G-FL22M	E32
G25304	G-FL30S/G-FL30M	E33
G25306	1G-FL45S	E33
G25307	G-FL45/G-FL45M/G-FLK45/G-FLK45M	E33
G25308	G-FL60S	E34
G25309	G-FL60M	E34
G25311	G-FL67S/G-FL67M	E34
G25314	G-FL90S	E35
G25315	G-FL90/G-FL90M/G-FLK90	E35
G25316	G-FL90	E35
G25500	G-MIX	E35
G25502	G-MIX45	E36
G25504	G-MIX90	E36
G25510	G-MFA	E37
G25520	G-NASP	E37

Part No.	Description	Page
G25540	G-FABX	E38
G25561	G-FG	E38
G25562	G-FZX	E39
G25563	G-PWX	E39
G25615	G-MDL	E40
G25645	G-FDLORX	E41
G25650	G-FDLORX45	E41
G25655	G-FDLORX90	E42
G25690	G-FFGX	E42
G25715	G-MDH	E43
G25720	G-FDHORX	E43
G25725	G-FDHORX45	E44
G25730	G-FDHORX90	E44
G25750	G-MSP	E45
G25770	G-DBJ	E40
G25795	G-MBSPT	E46
G25810	G-MBSPP	E46
G25830	G-FBSPORX	E47
G25831	G-FBSPORX45	E47
G25832	G-FBSPORX90	E48
G25845	G-FBSPORX90BL	E48
G25850	G-BSPBJ	E39
G25855	G-FBFFX	E49
G25910	G-FKX	E49
G25911	G-FKX45	E50
G25913	G-FKX90	E50
G25930	G-FJISX	E51
G27100	C1T-RMP	E69
G27105	C1T-RMPX	E69
G27120	C1T-RMB	E70
G27165	C1T-RMJ	E70
G27170	C1T-RFJX	E70
G27175	C1T-RFJX45	E71
G27180	C1T-RFJX90	E71
G28100	C2AT-RMP	E72
G28105	C2AT-RMPX	E72
G28120	C2AT-RMB	E73
G28165	C2AT-RMJ	E73
G28170	C2AT-RFJX	E74
G28175	C2AT-RFJX45	E74
G28180	C2AT-RFJX90	E75
G28230	C2AT-RFFORX	E75
G28234	C2AT-RFFORX45S	E76
G28239	C2AT-RFFORX90S	E76
G31050	AB-PLUG	F4
G31100	AB-MP	F4
G31102	AB-MP45	F5
G31104	AB-MP90	F6
G31105	AB-MP-Port90	F6
G31122	AB-MPX45	F7
G31124	AB-MPX90	F7
G31130	MP-AB-AB	F8
G31131	MP-AB-AB	F8
G31132	MP-AB-AB	F8
G31134	AB-AB-MP	F8
G31135	AB-AB-MP	F8
G31136	AB-AB-MP	F8
G31138	AB-AB-MP90	F9
G31140	MPX-AB-AB	F9
G31142	AB-AB-MPX	F10
G31150	AB-FP	F10
G31154	AB-PP90	F11
G31160	AB-AB-FP	F11
G31167	MP-AB-FP	F11
G31300	AB-AB-BKHD	F12
G31350	AB-MFA-BKHD	F12
G31360	AB-FP-BKHD	F12
G31377	AB-GH-BKHD	F13
G31400	AB-AB	F13
G31404	AB-AB90	F14
G31450	AB-AB-AB	F14
G31451	AB-AB-AB	F14
G31452	AB-AB-AB	F14
G31453	AB-AB-AB-MH	F15
G31970	AB-MAN	F15
G32040	TSI-ABC	F17
G32050	TS-ABC	F17
G32060	TSN-ABC	F17



Part Number Indexes



Page Number Reference

Part No.	Description	Page
G32100	ABC-MP	F18
G32102	ABC-MP45	F18
G32104	ABC-MP90	F19
G32130	MP-ABC-ABC	F19
G32134	ABC-ABC-MP	F20
G32150	ABC-FP	F20
G32154	ABC-FP90	F21
G32300	ABC-ABC-BKHD	F21
G32400	ABC-ABC	F22
G32404	ABC-ABC90	F22
G32450	ABC-ABC-ABC	F23
G32601	ABC-MP90-TV	F23
G32602	MP-ABC90-TV	F23
G33021	MP-ATDV	F27
G33027	MP-CV	F27
G33030	MAB-MP	F27
G33031	GH	F28
G33032	GHSEAL	F28
G33050	TS-ABR	F28
G33060	TSN-ABR	F29
G33061	SGN-ABR	F29
G33100	ABR-MP	F29
G33110	ABRSG-MP	F30
G33111	ABRI-MP	F30
G33112	SGABR	F30
G33150	ABR-FP	F31
G33151	ABR-MPA	F31
G33300	FP-FPBKHD	F31
G33301	FP-FPBKHDS	F31
G33302	MP-FPBKHD	F32
G33303	MP-FPBKHD	F32
G33400	ABR-ABR	F32
G33610	MP-MS90-TV	F32
G33612	MS-MS90-TV	F33
G33620	SB-MP90-TV	F33
G33622	SB-MP90-TVP	F34
G33630	FP-MP90-TV	F34
G33650	FP-FP-FP3WTV	F34
G33655	FP-FP-FP4WTV	F35
G33656	FP-FP-FP4WTV-L	F35
G33701	MFA-MFASC	F35
G33705	MFA-MPSC	F36
G33710	MP-FPSC	F36
G33715	FP-FPSC	F36
G33720	MS-MPSC	F37
G33730	MS-MSSC	F37
G33801	MP-ADC	F38
G33805	FP-MPADC	F38
G33832	MP-ADCBN	F39
G33830	MP-ISDC	F38
G33831	MP-ESDC	F39
G33850	ATNKV	F39
G33910	MFA-MPNV	F40
G33915	MP-MPNV	F40
G33920	MP-FPNV	F40
G33930	FP-FPNV	F41
G33940	MS-MPNV	F41
G33945	MS-MP90NV	F41
G33950	MS-MSNV	F42
G33901	MFA-MFANV	F42
G33905	MFA-MP90NV	F43
G34100	C5-RMP	F49
G34100	C5-RMPB	F49
G34120	C5-RMB	F50
G34165	C5-RMJ	F50
G34170	C5-RFJX	F51
G34170	C5-RFJXB	F51
G34175	C5-RFJX45	F51
G34179	C5-RFJX90S	F52
G34180	C5-RFJX90	F52
G34181	C5-RFJX90L	F52
G34195	C5-RMS	F52
G34200	C5-RFSX	F52
G34200	C5-RFSXB	F53
G34202	C5-RFSX45	F53
G34205	C5-RFSX90	F53
G34206	C5-RFSX90L	F53
G34210	C5-RFJSX	F54

Part No.	Description	Page
G34210	C5-RFJSXB	F54
G34211	C5-RFJSX45	F54
G34212	C5-RFJSX90	F55
G34213	C5-RFJSX90L	F55
G34230	C5-RFFORX	F55
G34235	C5-RFFORX45	F56
G34239	C5-RFFORX90S	F56
G34240	C5-RFFORX90	F56
G34500	C5-RMIX	F56
G34502	C5-RMIX45	F57
G34504	C5-RMIX90	F57
G34510	C5-RMFA	F57
G34540	C5-RFABX	F58
G34562	C5-RFZX	F58
G35100	C5E-RMP	F60
G35170	C5E-RFJX	F60
G35175	C5E-RFJX45	F61
G35180	C5E-RFJX90	F61
G35200	C5E-RFSX	F61
G35202	C5E-RFSX45	F62
G35205	C5E-RFSX90	F62
G35210	C5E-RFJSX	F62
G35211	C5E-RFJSX45	F63
G35212	C5E-RFJSX90	F63
G35342	C5E-RFLOS90	F65
G35500	C5E-RMIX	F64
G35502	C5E-RMIX45	F64
G35504	C5E-RMIX90	F64
G35510	C5E-RMFA	F65
G35562	C5E-RFZX	F65
G36100	LOC-RMP	G3
G36105	LOC-RMPX	G3
G36106	LOC-RMP90	G4
G36110	LOC-RFP	G4
G36111	LOC-RFPX	G5
G36165	LOC-RMJ	G5
G36170	LOC-RFJX	G6
G36195	LOC-RMS	G6
G36200	LOC-RFSX	G7
G36210	LOC-RFJSX	G7
G36500	LOC-RMIX	G8
G36508	LOC-RFI	G8
G36520	LOC-RFT	G9
G36535	LOC-RHM	G9
G37100	SB-RMP	G10
G37106	SB-RMP90	G10
G37195	SB-RMS	G11
G37500	SB-RMIX	G11
G37504	SB-RMIX90	G12
G37508	SB-RH	G12
G40100	C14-MP-B	H4
G40100	C14-MP-SS	H4
G40170	C14-FJSX-B	H5
G40170	C14-FJSX-SS	H5
G40170	C14-FJX-B	H6
G40170	C14-FJX-SS	H5
G40175	C14-FJX45	H6
G40179	C14-FJX90	H7
G40200	C14-FSX-B	H7
G40202	C14-FSX45	H8
G40205	C14-FSX90	H8
G40460	C14-ABC-B	H9
G40461	C14-STA-B	H9
G40500	C14-MIXSS	H10
G40502	C14-MIX45/C14-MIX45-SS	H10
G40504	C14-MIX90/C14-MIX90-SS	H11
G40543	C14-TBFLX	H11
G42100	GLP1-MP	G15
G42165	GLP1-MJ	G15
G42170	GLP1-FJX	G15
G42170	GLP5-FJX-B	G16
G42174	GLP1-FJX45S	G16
G42179	GLP1-FJX90S	G16
G42181	GLP1-FJX90L	G17
G43100	GL-MP	G18
G43105	GL-MPX	G18
G43170	GL-FJX	G19
G43179	GL-FJX90S	G19

Part No.	Description	Page
G43180	GL-FJX90M	G19
G43183	GL-FJX90	G19
G43230	GL-FFORX	G20
G43234S	GL-FFORX45S	G20
G43239	GL-FFORX90S	G21
G43240	GL-FFORX90M	G20
G43300	GL-FL	G21
G43302	GL-FL22/GL-FL22M	G22
G43304	GL-FL30/GL-FL30M	G22
G43306	GL-FL45S	G23
G43307	GL-FL45/GL-FL45M	G23
G43308	GL-FL60S	G23
G43309	GL-FL60/GL-FL60M	G23
G43311	GL-FL67/GL-FL67S	G24
G43314	GL-FL90S	G24
G43315	GL-FL90/GL-FL90M	G24
G45195	ACA-MS	I4
G45196	ACA-MS45	I4
G45197	ACA-MS90	I4
G45200	ACA-FSX	I5
G45200	ACA-FSX-S	I5
G45202	ACA-FSX45	I5
G45205	ACA-FSX90/ACA-FSX90S	I6
G45510	ACA-MFA	I7
G45511	ACA-MFA90	I8
G45527	ACA-FBO	I9
G45527	ACA-FBO-S	I9
G45535	ACA-HLE	I19
G45537	ACA-HLE90	I10
G45538	ACA-HLESG	I11
G45539	ACA-HLET	I11
G45541	ACA-HLE180	I10
G45580	ACA-MTON134SP	I15
G45582	ACA-MTON134SP90	I15
G45583	ACA-MTON	I12
G45583	ACA-MTON-S	I13
G45584	ACA-MTON45	I13
G45585	ACA-MTON90/ACA-MTON90-S	I14
G45586	ACA-FTONR12SP	I19
G45587	ACA-FTONR12SP90	I20
G45588	ACA-FTON134SP	I20
G45588	ACA-FTON134SP-S	I21
G45589	ACA-FTON134SP90	I21
G45589	ACA-FTON134SP90-S	I22
G45590	ACA-FTON	I16
G45590	ACA-FTON-S	I16
G45591	ACA-FTON45	I17
G45591	ACA-FTON45-S	I17
G45592	ACA-FTON90/ACA-FTON90-S	I18
G45593	ACA-FTOMN	I24
G45594	ACA-FTOMN45	I24
G45595	ACA-FTOMN90	I25
G45596	ACA-FTON90BL-S	I19
G45597	ACA-MIO	I28
G45597	ACA-MIO-S	I28
G45598	ACA-MIO45	I29
G45599	ACA-MIO90	I29
G45600	ACA-MIOBKHD	I29
G45602	ACA-MIOBKHD90	I30
G45604	ACA-FTDON	I22
G45605	ACA-FTDON45	I23
G45606	ACA-FTDON90	I23
G45607	ACA-FTDOMN	I25
G45608	ACA-FTDOMN45	I26
G45609	ACA-FTDOMN90	I26
G45610	ACA-FTON180	I19
G45611	ACA-MIO134SP	I30
G45613	ACA-MIO134SP90	I31
G45614	ACA-TORSP	I31
G45688	ACA-FTON134SPH	I21
G45935	ACA-MMFA	I8
G45947	ACA-FSLTORSP	I32
G45948	ACA-FSLSP	I32
G45949	ACA-MSL45	I33
G45950	ACA-MSL	I32
G45951	ACA-MSL90	I33
G45952	ACA-FSL	I34
G45953	ACA-FSL90	I34

EQUIPMENT
HOSE/CPLG. SELECTION
TECH. DATA
EXT. & VERY HIGH PRESS. HOSE
GS CPLGS.
PCM CPLGS.
PCS CPLGS.
HIGH & MED. PRESS. HOSE
MEGACRIMP® CPLGS.
PC CPLGS.
FIELD ATTACHABLE CPLGS.
AIR BRAKE HOSE & CPLGS.
MEGATECH™ C5 HOSE & CPLGS.
LOW PRESS. HOSE & CPLGS.
C14 HOSE & CPLGS.
POLARSEAL® HOSE & CPLGS.
PWR. STG. HOSE & CPLGS.
THERMO-PLASTIC HOSE & CPLGS.
ADAPTERS
QUICK DISCONNECT CPLGS.
ACCESSORIES & ASSORTMENTS
PART NUMBER INDEXES



The World's Most Trusted Name in Belts, Hose and Hydraulics.

www.gates.com

Part Number Indexes

Page Number Reference

EQUIPMENT	Part No.	Description	Page
HOSE/CPLG. SELECTION	G45954	ACA-R12SP	I11
	G45955	ACA-FSL45	I34
TECH. DATA	G45956	ACA-R134SP	I12
	G45956	ACA-R134SP-S	I12
EXT. & VERY HIGH PRESS. HOSE	G45957	ACA-R134SP-RL	I28
	G45958	ACA-CFTON90-S	I27
	G45959	ACA-CFTON90BL-S	I27
	G45960	ACA-CFTO134SP90BL-S	I27
GS CPLGS.	G46050	ACFFN	I7, I35
	G46051	ACFFS	I35
PCM CPLGS.	G46052	ACMFFS	I36
	G46090	ACMW	I36
PCS CPLGS.	G46091	CPWTN	I36
	G46092	CPWTK	I36
HIGH & MED. PRESS. HOSE	G46093	VC	I36
	G46094	R12CAP	I37
	G46095	HS134CAP	I37
	G46096	LS134CAP	I37
MEGACRIMP® CPLGS.	G46097	SWOR	I37
	G46098	ACOR	I35, I38
	G46099	FSLOR	I38
	G50510	PS-MFA	J2
PC CPLGS.	G50510	PS-MMFA	J3
	G51100	PCTS-MP	K4
	G51105	PCTS-MPX	K4
FIELD ATTACHABLE CPLGS.	G51106	PCTS-MPX90	K5
	G51110	PCTS-PP	K5
	G51111	PCTS-FPX	K5
	G51120	PCTS-MB	K6
AIR BRAKE HOSE & CPLGS.	G51121	PCTS-MBX	K6
	G51165	PCTS-MJ	K6
	G51170	PCTS-FJX	K7
	G51175	PCTS-FJX45	K7
MEGATECH™ C5 HOSE & CPLGS.	G51176	PCTS-FJX45L	K7
	G51179	PCTS-FJX90S	K8
	G51180	PCTS-FJX90L	K8
	G51200	PCTS-FSX	K8
LOW PRESS. HOSE & CPLGS.	G51210	PCTS-FJSX	K9
	G51230	PCTS-FFORX	K9
	G51235	PCTS-FFORX45	K9
	G51239	PCTS-FFORX90S	K10
C14 HOSE & CPLGS.	G51241	PCTS-FFORX90L	K10
	G51930	PCTS-FJSX	K10
	G52000	CC1	N10
	G60050	FFN	E38, N1
POLARSEAL® HOSE & CPLGS.	G60051	FFS	E38, N1
	G60102	MP-PLUG	L3
	G60110	MP-MP	L3
	G60115	MP-MP90	L4
PWR. STG. HOSE & CPLGS.	G60130	MP-FPS	L4
	G60132	MP-FPL	L5
	G60136	MP-FP90	L5
	G60140	MP-FPX	L6
THERMO-PLASTIC HOSE & CPLGS.	G60142	MP-FPX45	L7
	G60144	MP-FPX90	L8
	G60152	FP-FP	L8
	G60156	FP-FP90	L9
ADAPTERS	G60160	FP-FPX	L9
	G60162	FP-FPX45	L10
	G60164	FP-FPX90	L10
	G60181	FP-FP-FP	L11
QUICK DISCONNECT CPLGS.	G60183	FP-FP-MP	L11
	G60184	FPX-FPX-FPX	L12
	G60186	FPX-FPX-MP	L12
	G60240	MZ-MP	L12
ACCESSORIES & ASSORT-MENTS	G60248	OR	L14, N5
	G60250	MB-PLUG	L13
	G60275	MB-FP	L13
	G60285	MB-FPX	L14
PART NUMBER INDEXES	G60287	MB-FPX45	L14
	G60289	MB-FPX90	L15
	G60291	FB-MP	L15
	G60301	MB-MJ	L16
	G60308	MB-MJ45	L17
	G60312	MB-MJ90	L18
	G60350	MJ-MJ-MB	L19
	G60352	MB-MJ-MJ	L19
	G60394	TS	N2

Part No.	Description	Page
G60395	TSN	N2
G60399	LN	L20, N3
G60401	FJ-CAP	L20
G60402	MJ-PLUG	L21
G60405	MJ-FBO	L21
G60410	MJ-MJ	L22
G60420	MJ-FJ	L22
G60422	MJ-FJX90	L23
G60424	MJ-FJX45	L23
G60445	MJ-BKHD	L24
G60446	MJ-BKHD45	L24
G60447	MJ-BKHD90	L25
G60469	MJ-MJ-MJ	L25
G60470	MJ-MJ-FJX	L26
G60471	MJ-MJ-BKHD	L26
G60472	MJ-BKHD-MJ	L27
G60473	MJ-FJX-MJ	L27
G60490	MJ-MP	L28
G60497	MJ-MP45	L29
G60499	MJ-MP90	L30
G60510	MJ-FP	L31
G60514	MJ-FP90	L32
G60520	FJX-MP	L32
G60524	FJX-MP90	L33
G60530	FJX-FP	L33
G60541	MJBKHD-MP	L34
G60551	MJ-MJ-MP	L34
G60600	FPB-CAP	L35
G60601	MPB-PLUG	L35
G60605	MP-MPB	L36
G60610	MP-MPB90	L36
G60612	MP-MP-MPB	L37
G60614	MP-FPB	L37
G60615	MP-FPB	L37
G60620	MP-FPB90	L38
G60625	FI-MP	L38
G60630	FI-FP	L39
G60631	FP-FPB	L39
G60632	FP-FPB	L40
G60635	FP-FPB45	L40
G60637	FP-FPB90	L41
G60640	FP-FP-FPB	L41
G60641	FP-MP-FPB	L42
G60642	FP-FP-MPB	L42
G60643	FS-CAP	L43
G60644	MS-PLUG	L43
G60645	MS-MS	L44
G60648	MS-MS90	L44
G60650	MS-MP	L45
G60652	MS-MP45	L46
G60654	MS-MP90	L47
G60657	MS-MS-MP	L48
G60659	MP-MS-MS	L49
G60660	MS-FP	L50
G60664	MS-FP90	L51
G60669	MS-MS-MS	L52
G60670	MS-MS-MS	L52
G60671	MS-MS-MS	L52
G60680	MS-CROSS	L53
G60684	STS	L53
G60685	STSN	L54
G60690	MS-MP-CV	L54
G60691	MI-PLUG	L54
G60693	FI-FI	L55
G60698	ORFF	L57, N5
G60701	FFOR-CAP	L55
G60702	MFFOR-PLUG	L56
G60724	MFFOR-FFORX90	L56
G60742	MFFOR-MFFOR-FFORX	L57
G60748	MFFOR-KHDT	L60
G60770	MFFOR-MP	L57
G60800	MFFOR-MB	L58
G60801	MFFOR-MBL	L58
G60805	MFFOR-MB45	L58
G60810	MFFOR-MB90	L59
G60820	MFFOR-MFFOR-MB	L59
G60821	MFFOR-MB-MFFOR	L60
G60880	FFORX-MJ	L60

Part No.	Description	Page
G60897	FL-CAP	L61, N9
G60898	F.LOR	L62, N6
G60899	CFHS	N8
G60900	FL-MJ	L61
G60901	FL4K-MJ/FL5K-MJ	L62
G60905	FL-MJ45	L62
G60906	FL4K-MJ45/FL5K-MJ45	L63
G60910	FL-MJ90	L63
G60911	FL4K-MJ90/FL5K-MJ90	L64
G60915	FL4K-MFFOR/FL5K-MFFOR	L64
G60920	FL4K-MFFOR45/FL5K-MFFOR45	L65
G60925	FL3K-MFFOR90	L65
G60925	FL4K-MFFOR90	L65
G60925	FL5K-MFFOR90	L65
G60927	FLH-CAP	L66, N9
G60929	FHHS	L66, N8
G60930	FLH6K-MJ	L67
G60935	FLH6K-MJ45	L67
G60940	FLH6K-MJ90	L68
G60945	FLH4K-MFFOR/FLH6K-MFFOR	L68
G60950	FLH4K-MFFOR45/FLH6K-MFFOR45	L69
G60955	FLH4K-MFFOR90/FLH6K-MFFOR90	L69
G60959	CATHS	N9
G62150	MBSPT-MJ	L70
G62153	MBSPT-MJ45	L71
G62155	MBSPT-MJ90	L72
G62200	MBSPP-MP	L73
G62220	MBSPP-FP	L74
G62300	MBSPP-MJ	L75
G62305	MBSPP-MJ45	L76
G62310	MBSPP-MJ90	L77
G62320	MBSPP-FJX	L78
G62450	MBSPPOR-MJ	L79
G62460	MBSPPOR-MJ90	L79
G62470	MBSPPOR-MFFOR	L80
G62471	MBSPPOR-MFFORL	L81
G62473	MBSPPOR-MFFOR45	L81
G62475	MBSPPOR-MFFOR90	L81
G62500	FBSP-MP	L82
G62520	FBSP-FP	L82
G62550	FBSP-MJ	L83
G62605	FBSPX-MP90	L83
G62650	FBSPX-MJ	L84
G62660	FBSPX-FJX	L85
G62801	FBFFOR-MJ	L85
G63099	MMOR-PLUG	L86
G63120	MM-FP	L87
G63150	MM-MJ	L88
G63160	MM-MJ90	L89
G63350	MDL-MJ	L90
G63450	FDLX-MJ	L91
G63650	MDH-MJ	L92
G63750	FDHX-MJ	L93
G63911	FL5K-MDH90	L65
G63980	MKB-PLUG	L93
G63990	MKB-MJ	L93
G64075	BBDS	L94
G64094	MBSPPOR-PLUG	L94
G64095	ORFBSP	N6
G64097	FBSP-CAP	L95
G64098	MBSPT-PLUG	L95
G64099	MBSPP-PLUG	L95
G64350	MBSPP-FBSPX	L96
G64775	MBDS	L97
G64780	ORDL	N7
G64781	ORDH	N7
G64782	ORDIN	N7
G64787	BS	E45, J3, N3
G64788	MNL	E45, J3, N4
G64789	MNH	E45, J3, N4
G64790	MM-PLUG	L97
G64792	MDL-PLUG	L98
G64793	FDL-CAP	L98
G64794	MDH-PLUG	L99
G64795	FDH-CAP	L99
G65097	FJIS-CAP	L100
G65099	MJIS-PLUG	L100
G65100	FJIS-MJ	L101



Part Number Indexes



Page Number Reference

Part No.	Description	Page
G65597	FK-CAP	L101
G65599	MK-PLUG	L101
G65600	FK-MJ	L102
G65700	MK-MK	L102
G65750	MK-MJ	L102
G65800	MK-FK90	L103
G65950	MK-FK-MK	L103
G80700	HBR	N17
G80705	HBR	N17
G80901	PSB	N15
G80902	PSY	N15
G81100	HTG	N16
G81801	HG	N14
G81900	CS	N14
G82801	FSG	N11
G83801	RSG	N11
G89170	C14-FJSX-FJSX	H2
G89460	C14-ABC-ABC	H2
G89461	C14-STA-STA	H2
G89462	C14-STA-ABC	H3
G89502	PTA	H3
G89504	PTA	H3
G94011	MQBA-FP	M2
G94012	MQBA-FB	M2
G94021	FQBA-FP	M2
G94021	FQBADA-FP	M2
G94022	FQBA-FB	M2
G94025	QDAOR	M2
G94080	QDADP	M2, M3
G94090	QDADC	M2, M3
G94111	MQPA-FP	M3
G94121	FQPA-FP	M3
G94211	MQBAJD-FP	M4
G94212	MQBAJD-FB	M4
G94221	FQBAJD-FP	M4
G94311	MQBAIHC-FP	M4
G94411	MQBAJIC-FP	M5
G94511	MQPI-FP	M5
G94521	FQPI-FP	M6
G94525	QDIOR	M6
G94526	QDIBR	M6
G94580	QDIDP	M6
G94590	QDIDC	M5
G94911	CPMOFF-FP	M7
G94911	MQFF-FP	M7
G94912	CPMOFF-FB	M7
G94912	MQFF-FB	M7
G94913	MQFF-BKHD	M7
G94915	MQFF-FBPP	M8
G94921	CPFOFF-FP	M8
G94921	FQFF-FP	M8
G94922	CPFOFF-FB	M8
G94922	FQFF-FB	M8
G94923	FQFF-BKHD	M9
G94925	FQFF-FBPP	M9
G94980	QDFFDP	M8, M9
G94981	QDFFDP/C	M7
G94990	QDFFDC	M8
G94991	QDFFDC	M8
G95011	MQFFH-FP	M10
G95021	FQFFH-FP	M10
G95080	QDFFHDP	M10
G95090	QDFFHDC	M10
G95111	MQW-FP	M11
G95121	FQW-FP	M11
G95180	QWDP	M11
G95190	QWDC	M11
G95211	MQWH-FP	M12
G95221	FQWH-FP	M12
G95280	QWHDP	M12
G95290	QWHDC	M12
G95311	MQFFVH-FP	M13
G95321	FQFFVH-FP	M13
G95611	MQP-FP	M14
G95621	FQP-FP	M14
G95625	QDOR	M14
G95626	QDBR	M14
G95680	QDDP	M14

Part No.	Description	Page
G95690	QDDC	M14
G95961	MJD-FISO	M15
G95962	MISO-FJD	M15
G95963	MIHC-FJD	M15
G95964	MIHC-FISO	M16
G95965	MISO-FIHC	M16
G95966	MISO-FJDDSO	M16
G95967	MISO-FIHCDSO	M16
80001	3-2MP	E54
80002	3-4MP	E54
80003	4-2MP	E54
80004	4-4MP	E54
80005	4-6MP	E54
80006	4-8MP	E54
80007	5-4MP	E54
80008	6-4MP	E54
80009	6-6MP	E54
80011	6-8MP	E54
80012	8-6MP	E54
80013	8-8MP	E54
80014	8-12MP	E54
80015	10-8MP	E54
80017	12-8MP	E54
80018	12-12MP	E54
80019	12-16MP	E54
80020	14-16MP	E54
80021	16-12MP	E54
80023	16-16MP	E54
80024	20-20MP	E54
80025	24-24MP	E54
80026	32-32MP	E54
80027	4-6MPLN	E54
80029	4-4MPLN	E54
80031	3-2MPX	E55
80032	4-4MPX	E55
80033	4-6MPX	E55
80034	4-8MPX	E55
80035	6-4MPX	E55
80036	6-6MPX	E55
80037	6-8MPX	E55
80038	8-6MPX	E55
80039	8-8MPX	E55
80041	10-12MPX	E55
80042	12-8MPX	E55
80043	12-12MPX	E55
80044	16-16MPX	E55
80061	3-2FP	E56
80062	4-2FP	E56
80063	4-4FP	E56
80064	4-6FP	E56
80065	6-4FP	E56
80067	6-6FP	E56
80068	6-8FP	E56
80069	8-6FP	E56
80071	8-8FP	E56
80072	12-12FP	E56
80120	3-2MPG	E55
80128	8-6FJX	E54
80131	3-3FJX	E58
80132	3-4FJX	E58
80133	3-5FJX	E54
80134	4-4FJX	E58
80135	4-5FJX	E58
80136	4-6FJX	E58
80137	5-5FJX	E58
80138	5-6FJX	E58
80139	6-6FJX	E58
80140	3-2MPGB	E55
80141	6-8FJX	E58
80142	6-10FJX	E58
80143	8-8FJX	E58
80144	8-10FJX	E58
80145	8-12FJX	E58
80146	10-8FJX	E58
80147	10-10FJX	E58
80148	10-12FJX	E58
80149	10-14FJX	E58
80151	12-10FJX	E58

Part No.	Description	Page
80152	12-12FJX	E58
80153	12-14FJX	E58
80154	12-16FJX	E58
80156	16-12FJX	E58
80157	16-14FJX	E58
80158	16-16FJX	E58
80159	16-20FJX	E58
80160	16-16MPB	E54
80161	20-20FJX	E58
80162	24-24FJX	E58
80163	32-32FJX	E58
80164	20-24FJX	E54
80165	32-32MPB	E54
80166	4-4FSX	E59
80167	4-5FSX	E59
80168	4-6FSX	E59
80169	6-6FSX	E59
80171	6-8FSX	E59
80172	8-8FSX	E59
80173	8-10FSX	E59
80174	12-12FSX	E59
80179	32-32HLE	E64
80181	3-4MJ	E57
80182	4-4MJ	E57
80183	4-5MJ	E57
80184	4-6MJ	E57
80185	5-6MJ	E57
80186	6-6MJ	E57
80187	6-8MJ	E57
80188	6-10MJ	E57
80189	8-8MJ	E57
80190	10-8MJ	E57
80191	8-10MJ	E57
80192	8-12MJ	E57
80193	10-10MJ	E57
80194	10-12MJ	E57
80195	12-12MJ	E57
80196	12-14MJ	E57
80197	12-16MJ	E57
80199	16-16MJ	E57
80201	16-20MJ	E57
80202	20-20MJ	E57
80204	24-24MJ	E57
80205	32-32MJ	E57
80210	24PCS-24FKX	D60
80211	4-4MS	E59
80213	6-6MS	E59
80214	6-8MS	E59
80215	8-8MS	E59
80216	8-10MS	E59
80217	12-12MS	E59
80239	24-24FKX	E66
80240	5-6FSX	E59
80300	32C2-40FL	E62
80310	32C2-40FL90	E64
80323	24-24FL	E62
80324	24-32FL	E62
80325	32-32FL	E62
80333	24-24FL22	E62
80334	24-32FL22	E62
80335	32-32FL22	E62
80343	24-24FL30	E62
80344	24-32FL30	E62
80345	32-32FL30	E62
80353	24-24FL45	E63
80354	24-32FL45	E63
80355	32-32FL45	E63
80363	24-24FL60	E63
80364	24-32FL60	E63
80365	32-32FL60	E63
80373	24-24FL67	E63
80374	24-32FL67	E63
80375	32-32FL67	E63
80383	24-24FL90	E64
80384	24-32FL90	E64
80385	32-32FL90	E64
80387	24C2-24FL90L	E64
80391	4-4FPX	E56

- EQUIPMENT
- HOSE/CPLG. SELECTION
- TECH. DATA
- EXT. & VERY HIGH PRESS. HOSE
- GS CPLGS.
- PCM CPLGS.
- PCS CPLGS.
- HIGH & MED. PRESS. HOSE
- MEGACRIMP® CPLGS.
- PC CPLGS.
- FIELD ATTACHABLE CPLGS.
- AIR BRAKE HOSE & CPLGS.
- MEGATECH™ C5 HOSE & CPLGS.
- LOW PRESS. HOSE & CPLGS.
- C14 HOSE & CPLGS.
- POLARSEAL® HOSE & CPLGS.
- PWR. STG. HOSE & CPLGS.
- THERMO-PLASTIC HOSE & CPLGS.
- ADAPTERS
- QUICK DISCONNECT CPLGS.
- ACCESSORIES & ASSORTMENTS
- PART NUMBER INDEXES



The World's Most Trusted Name in Belts, Hose and Hydraulics.

www.gates.com

Part Number Indexes

Page Number Reference

EQUIPMENT	Part No.	Description	Page	Part No.	Description	Page	Part No.	Description	Page
HOSE/CPLG. SELECTION	80392	6-6FPX	E56	81328	24PCS-32FL90M	D57	83184	32PCM-32FLH90L	D47
	80393	8-8FPX	E56	81329	24PCS-32FL90L	D57	83194	42BS	E45
	80394	12-12FPX	E56	81335	24PCS-24MBSPP	D60	83224	42MNL	E65
TECH. DATA	80395	16-16FPX	E56	81336	32PCS-32MBSPP	D60	83254	24PCM-32FL	D44
	80400	6-8FBO	E66	81337	32PCS-32FL90M	D37	83275	32PCM-32MJ	D42
	80401	4-4FBO	E66	81338	32PCS-32FL90L	D37	83301	3C2-3MIX	E61
EXT. & VERY HIGH PRESS. HOSE	80402	4-5FBO	E66	81339	24PCS-24FL120	D58	83302	3C2-3MIX45S	E61
	80403	6-6FBO	E66	81340	32PCS-32FL125	D58	83303	3C2-3MIX90S	E61
	80404	8-8FBO	E66	81390	6PCS1F	D61	83314	24PCM-24MP	D42
GS CPLGS.	80405	8-10FBO	E66	81391	8PCS1F	D61	83315	32PCM-32MP	D42
	80406	12-12FBO	E66	81392	12PCS1F	D61	83324	24PCM-24MJ	D42
	80407	12-16FBO	E66	81393	16PCS1F-M3K	D61	83328	24PCM-24FJX	D43
PCM CPLGS.	80408	16-16FBO	E66	81394	20PCS1F-M3K	D61	83329	32PCM-32FJX	D43
	80409	20-20FBO	E66	81395	24PCS1F	D61	83338	24PCM-24FL	D44
	80410	3-4FBO	E66	81409	24PCS-24MJ	D52	83339	32PCM-32FL	D44
PCS CPLGS.	80411	24-24FBO	E66	81410	24PCS-24MP	D52	83347	24PCM-24FLH	D45
	80415	3PC2F-4	E68	81411	32PCS-32MP	D52	83348	24PCM-32FLH	D45
	80416	4PC2F-2	E68	81426	24PCS-20MJ	D52	83375	24PCM-24FLH90M	D47
HIGH & MED. PRESS. HOSE	80417	5PC2F-2	E68	81437	32PCS-32MJ	D52	83376	32PCM-32FLH90M	D47
	80418	6PC2F-2	E68	81439	24PCS-32FJX	D53	83380	24PCM-24FLH30	D46
	80419	8PC2F-2	E68	81440	24PCS-24FJX	D53	83381	32PCM-32FLH30	D46
MEGACRIMP® CPLGS.	80422	12PC2F-4	E68	81441	24PCS-20FL	D55	83384	24PCM-24FLH22	D46
	80423	12PC2F-2	E68	81442	32PCS-32FJX	D53	83390	24PCM-24FLH60	D47
	80424	16PC2F-2	E68	81463	24PCS-24FL	D55	83391	32PCM-32FLH60	D47
PC CPLGS.	80425	16PC2F-4	E68	81464	24PCS-32FL	D55	83395	24PCM-24FLH45	D47
	80426	20PC2F-4	E68	81465	32PCS-32FL	D55	83396	32PCM-32FLH45	D47
	80427	20PC2F-2	E68	81466	32PCS-24FL	D55	83398	6PCS-2F	D61
FIELD ATTACHABLE CPLGS.	80428	24PC2F-4	E68	81474	24PCS-24FL22	D55	83399	8PCS-2F	D61
	80429	32PC2F-4	E68	81475	32PCS-32FL22	D55	83400	16PCM-2F	D51
	80447	10PC2F-2C	E68	81476	24PCS-20FL22	D55	83402	24PCM-2F	D51
AIR BRAKE HOSE & CPLGS.	80461	4PC2F-4	E68	81484	24PCS-24FL30	D55	83403	32PCM-2F	D51
	80462	6PC2F-4	E68	81485	32PCS-32FL30	D55	83404	12PCM-2F	D51
	80463	8PC2F-4	E68	81495	24PCS-24FL45	D56	83405	20PCM-2F	D51
MEGATECH™ C5 HOSE & CPLGS.	80468	4PC1F-M2S	E67	81496	24PCS-32FL45	D56	83409	24PCM-24FL30	D44
	80474	8PC1F-M2S	E67	81497	32PCS-32FL45	D56	83413	24PCM-24FL90	D45
	80475	12PC1F-M2S	E67	81498	24PCS-20FL45	D56	83414	32PCM-32FL90	D45
LOW PRESS. HOSE & CPLGS.	80476	10PC2F-2B	E68	81499	32PCS-24FL45	D56	83416	24PCM-24FL45	D44
	80477	10PC1F-M2S	E67	81508	24PCS-24FL60	D56	83417	32PCM-32FL45	D44
	80480	16PC1F-M2S	E67	81509	24PCS-32FL60	D56	83419	10PCM-2F	D51
C14 HOSE & CPLGS.	80481	3PC1FS	E67	81510	32PCS-32FL60	D56	83423	24PCM-24FL60	D45
	80482	4PC1FS	E67	81512	6PC1F-M2S	E67	83424	24PCM-32FLH90M	D47
	80483	5PC1FS	E67	81520	24PCS-24FL67	D56	83434	24PCM-24FLC	D48
POLARSEAL® HOSE & CPLGS.	80484	6PC1FS	E67	81521	24PCS-32FL67	D56	83435	32PCM-32FLC	D48
	80485	8PC1FS	E67	81522	32PCS-32FL67	D56	83464	24PCM-24FLC45	D49
	80486	10PC1FS-M3K	E68	81523	24PCS-16FL67	D56	83465	32PCM-32FLC45	D49
PWR. STG. HOSE & CPLGS.	80487	12PC1FS-M3K	E68	81532	24PCS-24FL90	D57	83468	24PCM-32FL45	D44
	80488	16PC1FS	E67	81533	24PCS-32FL90	D57	83474	24PCM-24FLC60	D49
	80489	20PC1FS	E67	81534	32PCS-32FL90	D57	83484	24PCM-24FLC90	D50
THERMO-PLASTIC HOSE & CPLGS.	80491	24PC1FS	E67	81535	24PCS-20FL90	D57	83485	32PCM-32FLC90	D50
	80492	32PC1FS	E67	81536	32PCS-24FL90	D57	83489	32PCM-32HLE	D50
	80584	4M3KPC	E68	81548	24PCS-24FL110	D57	83562	24PCM-24HLE	D50
ADAPTERS	80585	6M3KPC	E68	81549	32PCS-32FL110	D57	83575	24PCM-24FLC30	D49
	80586	8M3KPC	E68	81573	24PCS-24FLH	D59	83584	24PCM-24FLC22	D48
	80754	12PCS-2F	D61	81574	24PCS-32FLH	D59	83596	24PCM-32FLH45	D47
QUICK DISCONNECT CPLGS.	80755	16PCS-2F	D61	81575	32PCS-32FLH	D59	83603	3C2-6FFORX	E60
	80756	20PCS-2F	D61	81583	24PCS-24FLH45	D59	83661	24-24MFFOR	E61
	80757	24PCS-2F	D61	81584	24PCS-32FLH45	D59	83709	3C2-6FDLX	E64
ACCESSORIES & ASSORTMENTS	80758	32PCS-2F	D61	81585	32PCS-32FLH45	D59	83740	3C2-6FDLX90	E65
	80967	24PCS-24FJISX	D61	81593	24PCS-24FLH90	D59	83788	24C2-42FDLX	E64
	80968	32PCS-32FJISX	D61	81594	24PCS-32FLH90	D59	85027	4PC1F-M2SS	E53
PART NUMBER INDEXES	81034	24PCS-24FFORX	D54	81595	32PCS-32FLH90	D59	85028	6PC1F-M2SS	E53
	81056	24PCS-24FFORX45	D54	83034	32PCS-40FL90	D57	85029	8PC1F-M2SS	E53
	81066	24PCS-24FFORX90S	D54	83041	24PCM-24MPAPI	D42	85030	10PC1F-M2SS	E53
ADAPTERS	81074	24PCS-24FFORX90M	D54	83042	24PCM-24MFFORX	D43	85031	12PC1F-M2SS	E53
	81084	24PCS-24FFORX90L	D54	83043	24PCM-24FLH20	D46	85032	16PC1F-M2SS	E53
	81117	24PCS-24FBSPPX	D60	83044	32PCM-32MPAPI	D42	85200	4-4MP-SS	E52
QUICK DISCONNECT CPLGS.	81118	32PCS-32FBSPPX	D60	83045	24PCM-24FLCL	D48	85201	6-6MP-SS	E52
	81257	24PCS-24FJX90	D53	83046	32PCM-32FLC60	D49	85202	8-8MP-SS	E52
	81258	24-24MPLH	E55	83047	32PCM-32FLH	D45	85203	12-12MP-SS	E52
ADAPTERS	81259	24PCS-24MPAPI	D52	83052	24PCM-24FFORX90M	D43	85204	16-16MP-SS	E52
	81263	24PCS-24FLFF	D58	83057	24C2-24FFORX	E60	85206	4-4FJSX-SS	E53
	81282	32PCS1F-G3K	D61	83058	24C2-24FFORX45	E60	85207	6-6FSX-SS	E52
ADAPTERS	81284	24PCS-24FL90M	D57	83059	24C2-24FFORX90	E60	85208	6-6FJX-SS	E52
	81305	32PCS-32MPAPI	D52	83062	24PCM-24HLEC	D50	85209	8-8FJSX-SS	E53
	81307	24PCS-24FJX45M	D53	83125	3C2-4FJX90S	E58	85210	10-10FJSX-SS	E53
ADAPTERS	81317	24PCS-32FL22	D55	83148	32PCM-32FBSPPORX	D48	85211	12-12FSX-SS	E52
	81318	24PCS-32FL30	D55	83149	24C2-24FJX90S	E58	85212	12-12FJX-SS	E52
	81327	24PCS-24FL90L	D57	83150	24PCM-G6K	D51	85213	16-16FJX-SS	E52
ADAPTERS				83171	24-42MSP	E65			



Part Number Indexes

Old Part Number to New Global Number Reference

Old Part No.	New Global No.	Description
80276	G52000-0210	CC1.12
80277	G52000-0212	CC1.25
80278	G52000-0412	CC1.37
80279	G52000-0210S	CC1.20
80704	G51100-1212	12PCTS-12MP
80705	G51100-1616	16PCTS-16MP
80708	G51170-1212	12PCTS-12FJX
80709	G51170-1616	16PCTS-16FJX
80730	G50510-0604	6PS-4MFA
80731	G50510-0605	6PS-5MFA
80732	G50510-0606	6PS-6MFA
80735	G50510-0608	6PS-M8MFA
80736	G50510-0610	6PS-M10MFA
80737	G50510-0612	6PS-M12MFA
80825	G51105-0202	2PCTS-2MPX
80828	G51105-0302	3PCTS-2MPX
80829	G51105-0304	3PCTS-4MPX
80830	G51100-0202	2PCTS-2MP
80831	G51100-0204	2PCTS-4MP
80832	G51100-0302	3PCTS-2MP
80833	G51100-0304	3PCTS-4MP
80834	G51100-0402	4PCTS-2MP
80835	G51100-0404	4PCTS-4MP
80836	G51100-0406	4PCTS-6MP
80837	G51100-0504	5PCTS-4MP
80838	G51100-0604	6PCTS-4MP
80839	G51100-0606	6PCTS-6MP
80840	G51100-0608	6PCTS-8MP
80841	G51100-0808	8PCTS-8MP
80842	G51105-0404	4PCTS-4MPX
80843	G51105-0504	5PCTS-4MPX
80844	G51105-0606	6PCTS-6MPX
80845	G51105-0808	8PCTS-8MPX
80846	G51106-0404	4PCTS-4MPX90
80847	G51110-0606	6PCTS-6FP
80848	G51105-1212	12PCTS-12MPX
80850	G51170-0203	2PCTS-3FJX
80851	G51170-0204	2PCTS-4FJSX
80852	G51170-0304	3PCTS-4FJSX
80853	G51170-0404	4PCTS-4FJSX
80854	G51170-0406	4PCTS-6FJX
80855	G51170-0506	5PCTS-6FJX
80856	G51170-0606	6PCTS-6FJX
80857	G51170-0608	6PCTS-8FJSX
80858	G51170-0808	8PCTS-8FJSX
80859	G51170-0810	8PCTS-10FJSX
80860	G51165-0404	4PCTS-4MJ
80861	G51165-0406	4PCTS-6MJ
80862	G51165-0606	6PCTS-6MJ
80863	G51165-0608	6PCTS-8MJ
80864	G51165-0808	8PCTS-8MJ
80865	G51165-1212	12PCTS-12MJ
80866	G51170-0405	4PCTS-5FJSX
80867	G51170-0505	5PCTS-5FJSX
80868	G51165-0506	5PCTS-6MJ
80869	G51179-0506	5PCTS-6FJX90S
80870	G51179-0404	4PCTS-4FJX90S
80871	G51179-0405	4PCTS-5FJX90S
80872	G51179-0606	6PCTS-6FJX90S
80873	G51179-0608	6PCTS-8FJX90S
80874	G51179-0808	8PCTS-8FJX90S
80875	G51200-0606	6PCTS-6FSX
80876	G51200-1212	12PCTS-12FSX
80877	G51179-1212	12PCTS-12FJX90S
80879	G51181-1212	12PCTS-12FJX90L
80880	G51120-0406	4PCTS-6MB
80881	G51120-0606	6PCTS-6MB

Old Part No.	New Global No.	Description
80883	G51230-0404	4PCTS-4FFORX
80884	G51230-0606	6PCTS-6FFORX
80885	G51230-0808	8PCTS-8FFORX
80886	G51230-0406	4PCTS-6FFORX
80888	G51181-0608	6PCTS-8FJX90L
80889	G51235-0404	4PCTS-4FFORX45
80890	G51235-0606	6PCTS-6FFORX45
80891	G51235-0808	8PCTS-8FFORX45
80892	G51179-0304	3PCTS-4FJX90S
80893	G51176-0606	6PCTS-6FJX45L
80894	G51176-0608	6PCTS-8FJX45L
80895	G51239-0404	4PCTS-4FFORX90S
80896	G51239-0606	6PCTS-6FFORX90S
80897	G51239-0808	8PCTS-8FFORX90S
80898	G51170-0812	8PCTS-12FJX
80899	G51170-1210	12PCTS-10FJX
80902	G51241-0404	4PCTS-4FFORX90L
80903	G51241-0606	6PCTS-6FFORX90L
80904	G51241-0808	8PCTS-8FFORX90L
80905	G51181-0808	8PCTS-8FJX90L
80910	G51175-0404	4PCTS-4FJX45M
80915	G51175-0606	6PCTS-6FJX45
80916	G51175-0608	6PCTS-8FJX45
80918	G51175-1212	12PCTS-12FJX45
80923	G51121-0606	6PCTS-6MBX
80924	G51121-0808	8PCTS-8MBX
80925	G51225-0606	6PCTS-6MFFOR
80926	G51120-0808	8PCTS-8MB
80934	G51181-0506	5PCTS-6FJX90L
80935	G51181-0606	6PCTS-6FJX90L
80940	G51930-0404	4PCTS-4FJISX
80941	G51930-0606	6PCTS-6FJISX
80942	G51930-0808	8PCTS-8FJISX
80950	G51111-0404	4PCTS-4FPX
81177	G27165-0606	6C1T-6RMJ
81178	G27165-0808	8C1T-8RMJ
81179	G27165-0810	8C1T-10RMJ
81180	G27165-1212	12C1T-12RMJ
81181	G27120-0606	6C1T-6RMB
81182	G27120-0608	6C1T-8RMB
81183	G27120-0808	8C1T-8RMB
81184	G27120-0810	8C1T-10RMB
81185	G27105-0404	4C1T-4RMPX
81186	G27105-0606	6C1T-6RMPX
81187	G27105-0808	8C1T-8RMPX
81188	G27105-1212	12C1T-12RMPX
81189	G27175-0404	4C1T-4RFJX45
81190	G27175-0606	6C1T-6RFJX45
81191	G27175-0808	8C1T-8RFJX45
81192	G27175-1212	12C1T-12RFJX45
81193	G27180-0404	4C1T-4RFJX90
81194	G27180-0606	6C1T-6RFJX90
81195	G27180-0608	6C1T-8RFJX90
81196	G27180-0808	8C1T-8RFJX90
81197	G27180-0810	8C1T-10RFJX90
81198	G27180-1212	12C1T-12RFJX90
81210	G27100-0404	4C1T-4RMP
81211	G27100-0606	6C1T-6RMP
81212	G27100-0808	8C1T-8RMP
81213	G27100-1212	12C1T-12RMP
81214	G27100-1616	16C1T-16RMP
81215	G27170-0404	4C1T-4RFJX
81216	G27170-0405	4C1T-5RFJX
81217	G27170-0606	6C1T-6RFJX
81218	G27170-0608	6C1T-8RFJX
81219	G27170-0808	8C1T-8RFJX
81220	G27170-0810	8C1T-10RFJX

Old Part No.	New Global No.	Description
81221	G27170-1212	12C1T-12RFJX
81222	G27170-1616	16C1T-16RFJX
81223	G28100-0404	4C2AT-4RMP
81224	G28100-0606	6C2AT-6RMP
81225	G28100-0808	8C2AT-8RMP
81226	G28100-1212	12C2AT-12RMP
81227	G28100-1616	16C2AT-16RMP
81228	G28100-2020	20C2AT-20RMP
81229	G28170-0404	4C2AT-4RFJX
81230	G28170-0405	4C2AT-5RFJX
81231	G28170-0606	6C2AT-6RFJX
81232	G28170-0608	6C2AT-8RFJX
81233	G28170-0808	8C2AT-8RFJX
81234	G28170-0810	8C2AT-10RFJX
81235	G28170-1212	12C2AT-12RFJX
81236	G28170-1616	16C2AT-16RFJX
81237	G28170-2020	20C2AT-20RFJX
81241	G27100-0402	4C1T-2RMP
81242	G27100-0604	6C1T-4RMP
81243	G27100-0806	8C1T-6RMP
81244	G27100-0812	8C1T-12RMP
81247	G28100-0402	4C2AT-2RMP
81248	G28100-0604	6C2AT-4RMP
81249	G28100-0806	8C2AT-6RMP
81251	G28100-0812	8C2AT-12RMP
81252	G28100-2424	24C2AT-24RMP
81254	G28170-2424	24C2AT-24RFJX
81342	G28165-0606	6C2AT-6RMJ
81343	G28165-0808	8C2AT-8RMJ
81344	G28165-0810	8C2AT-10RMJ
81345	G28165-1212	12C2AT-12RMJ
81346	G28120-0606	6C2AT-6RMB
81347	G28120-0608	6C2AT-8RMB
81348	G28120-0808	8C2AT-8RMB
81349	G28120-0810	8C2AT-10RMB
81350	G28105-0404	4C2AT-4RMPX
81351	G28105-0606	6C2AT-6RMPX
81352	G28105-0808	8C2AT-8RMPX
81353	G28105-1212	12C2AT-12RMPX
81354	G28175-0404	4C2AT-4RFJX45
81355	G28175-0606	6C2AT-6RFJX45
81356	G28175-0808	8C2AT-8RFJX45
81357	G28175-1212	12C2AT-12RFJX45
81358	G28180-0404	4C2AT-4RFJX90
81359	G28180-0606	6C2AT-6RFJX90
81360	G28180-0608	6C2AT-8RFJX90
81361	G28180-0808	8C2AT-8RFJX90
81362	G28180-0810	8C2AT-10RFJX90
81363	G28180-1212	12C2AT-12RFJX90
82151	G81900-0004	1/4" CS1151-100'
82152	G81900-0006	3/8" CS1152-100'
82153	G81900-0008	1/2" CS1153-100'
82154	G81900-0010	5/8" CS1154-50'
82155	G81900-0012	3/4" CS1155-50'
82156	G81900-0016	1" CS1156-50'
82157	G81900-0022	1 3/8" CS1157-25'
82158	G81900-0030	1 7/8" CS1158-25'
82441	G80901-0006	6PSB
82442	G80901-0008	8PSB
82444	G80901-0012	12PSB
82445	G80901-0016	16PSB
82446	G80901-0020	20PSB
82447	G80901-0024	24PSB
82448	G80901-0028	28PSB
82449	G80901-0036	36PSB
82450	G80901-0044	44PSB
82451	G80901-0048	48PSB

EQUIPMENT

HOSE/CPLG. SELECTION

TECH. DATA

EXT. & VERY HIGH PRESS. HOSE

GS CPLGS.

PCM CPLGS.

PCS CPLGS.

HIGH & MED. PRESS. HOSE

MEGACRIMP® CPLGS.

PC CPLGS.

FIELD ATTACHABLE CPLGS.

AIR BRAKE HOSE & CPLGS.

MEGATECH™ C5 HOSE & CPLGS.

LOW PRESS. HOSE & CPLGS.

C14 HOSE & CPLGS.

POLARSEAL® HOSE & CPLGS.

PWR. STG. HOSE & CPLGS.

THERMO-PLASTIC HOSE & CPLGS.

ADAPTERS

QUICK DISCONNECT CPLGS.

ACCESSORIES & ASSORT-MENTS

PART NUMBER INDEXES



Part Number Indexes

Old Part Number to New Global Number Reference

EQUIPMENT	Old Part No. New Global No. Description			Old Part No. New Global No. Description			Old Part No. New Global No. Description		
	HOSE/CPLG. SELECTION	82452	G80901-0056	56PSB	82528	G82801-0037	2 11/32" FSG-5'	82611	G64095-0006
TECH. DATA	82455	G80902-0006	6PSY	82529	G82801-0027	1 11/16" FSG-5'	82612	G64095-0008	80RFBSP
	82456	G80902-0008	8PSY	82530	G82801-0008	35/64" FSG-25'	82613	G64095-0010	100RFBSP
EXT. & VERY HIGH PRESS. HOSE	82458	G80902-0012	12PSY	82531	G82801-0029	1 27/32" FSG-15'	82614	G64095-0012	120RFBSP
	82459	G80902-0016	16PSY	82532	G82801-0011	22/32" FSG-25'	82615	G64095-0016	160RFBSP
GS CPLGS.	82460	G80902-0020	20PSY	82533	G82801-0012	13/16" FSG-25'	82620	G46010-0072	IOT-WHITE
	82461	G80902-0024	24PSY	82534	G82801-0014	7/8" FSG-25'	82621	G46011-0072	IOT-BLUE
PCM CPLGS.	82462	G80902-0028	28PSY	82535	G82801-0015	61/64" FSG-25'	82622	G46011-0057	IOT-ORANGE
	82463	G80902-0036	36PSY	82536	G82801-0016	1" FSG-25'	82623	G46011-0062	IOT-RED
PCS CPLGS.	82464	G80902-0044	44PSY	82537	G82801-0019	1 7/32" FSG-25'	82624	G46010-1072	IOT-BLACK
	82465	G80902-0048	48PSY	82538	G82801-0020	1 9/32" FSG-25'	83185	G64787-0006	6BS
HIGH & MED. PRESS. HOSE	82471	G80700-0106	HBR1050	82539	G82801-0025	1 9/16" FSG-25'	83186	G64787-0008	8BS
	82472	G80700-0108	HBR1052	82540	G82801-0026	1 5/8" FSG-25'	83187	G64787-0010	10BS
MEGACRIMP® CPLGS.	82473	G80700-0110	HBR1053	82541	G83801-0009	35/64" RSG-25'	83188	G64787-0012	12BS
	82474	G80700-0206	HBR1054	82542	G83801-0010	49/64" RSG-25'	83189	G64787-0015	15BS
PC CPLGS.	82475	G80700-0004	HBR1055	82543	G83801-0012	47/64" RSG-25'	83190	G64787-0018	18BS
	82476	G80705-0206	HBR1097	82544	G83801-0014	55/64" RSG-25'	83191	G64787-0022	22BS
FIELD ATTACHABLE CPLGS.	82477	G80705-0108	HBR1098	82545	G83801-0015	59/64" RSG-25'	83192	G64787-0028	28BS
	82481	G81800-0014	14 HGX25'	82546	G83801-0016	63/64" RSG-25'	83193	G64787-0035	35BS
AIR BRAKE HOSE & CPLGS.	82482	G81800-0016	16 HG	82547	G83801-0017	1 3/64" RSG-25'	83194	G64787-0042	42BS
	82483	G81800-0016	16 HGX25'	82548	G83801-0020	1 9/32" RSG-25'	83199	G64787-0014	14BS
MEGATECH™ C5 HOSE & CPLGS.	82484	G81800-0020	20 HG	82549	G83801-0021	1 11/32" RSG-25'	83200	G64787-0016	16BS
	82485	G81801-0020	20 HGX25'	82550	G83801-0025	1 37/64" RSG-25'	83201	G64787-0020	20BS
LOW PRESS. HOSE & CPLGS.	82486	G81800-0024	24 HG	82551	G83801-0026	1 5/8" RSG-25'	83202	G64787-0025	25BS
	82487	G81801-0024	24 HGX25'	82552	G82801-0022	1 3/8" FSG-25'	83203	G64787-0030	30BS
C14 HOSE & CPLGS.	82488	G81800-0028	28 HG	82553	G82801-0010	39/64" FSG-25'	83204	G64787-0038	38BS
	82489	G81801-0028	28 HGX25'	82554	G82801-0013	51/64" FSG-25'	83215	G64788-0006	6MNL
POLARSEAL® HOSE & CPLGS.	82490	G81800-0032	32 HG	82555	G83801-0011	11/16" RSG-25'	83216	G64788-0008	8MNL
	82491	G81801-0032	32 HGX25'	82556	G82801-0017	1 3/32" FSG-25'	83217	G64788-0010	10MNL
PWR. STG. HOSE & CPLGS.	82492	G81800-0038	38 HG	82558	G83801-0034	2 1/8" RSG-7'	83218	G64788-0012	12MNL
	82493	G81801-0038	38 HGX25'	82560	G60698-0004	40RFF	83219	G64788-0015	15MNL
THERMO-PLASTIC HOSE & CPLGS.	82494	G81800-0032	32 HG	82561	G60698-0006	60RFF	83220	G64788-0018	18MNL
	82495	G81800-0026	26 HG	82562	G60698-0008	80RFF	83221	G64788-0022	22MNL
ADAPTERS	82496	G81800-0042	42 HG	82563	G60698-0010	100RFF	83222	G64788-0028	28MNL
	82497	G81801-0026	26 HGX25'	82564	G60698-0012	120RFF	83223	G64788-0035	35MNL
QUICK DISCONNECT CPLGS.	82498	G60898-0010	10FLOR	82565	G60698-0016	160RFF	83224	G64788-0042	42MNL
	82499	G81800-0046	46 HG	82566	G60698-0020	200RFF	83240	G64789-0006	6MNH
ACCESSORIES & ASSORTMENTS	82500	G60248-0003	30R	82567	G60698-0024	240RFF	83241	G64789-0008	8MNH
	82501	G60248-0004	40R	82570	G46098-0006	6ACOR	83242	G64789-0010	10MNH
PART NUMBER INDEXES	82502	G60248-0005	50R	82572	G46098-0008	8ACOR	83243	G64789-0012	12MNH
	82503	G60248-0006	60R	82573	G46098-0010	10ACOR	83244	G64789-0014	14MNH
	82504	G60248-0008	80R	82574	G46098-0012	12ACOR	83245	G64789-0016	16MNH
	82505	G60248-0010	100R	82576	G64782-0008	8ORDIN	83246	G64789-0020	20MNH
	82506	G60248-0012	120R	82577	G64782-0010	10ORDIN	83247	G64789-0025	25MNH
	82507	G60248-0014	140R	82578	G64782-0012	12ORDIN	83248	G64789-0030	30MNH
	82508	G60248-0016	160R	82579	G64782-0014	14ORDIN	83249	G64789-0038	38MNH
	82509	G60248-0020	200R	82580	G64782-0016	16ORDIN	86291	G60144-0202	2MP-2FPX90
	82510	G60898-0008	8FLOR	82581	G64782-0020	20ORDIN	86292	G60144-0608	6MP-8FPX90
	82511	G60898-0012	12FLOR	82582	G64782-0025	25ORDIN	86293	G60144-0806	8MP-6FPX90
	82512	G60898-0016	16FLOR	82583	G64782-0030	30ORDIN	86294	G60144-0812	8MP-12FPX90
	82513	G60898-0020	20FLOR	82584	G64782-0038	38ORDIN	86295	G60160-3232	32FP-32FPX
	82514	G60898-0024	24FLOR	82586	G64780-0018	18ORDL	86296	G60140-0204	2MP-4FPX
	82515	G60898-0032	32FLOR	82587	G64780-0022	22ORDL	86297	G60140-0812	8MP-12FPX
	82517	G60898-0040	40FLOR	82588	G64780-0028	28ORDL	86298	G60140-1620	16MP-20FPX
	82518	G60898-0048	48FLOR	82589	G64780-0035	35ORDL	86299	G60140-3232	32MP-32FPX
	82519	G60898-0056	56FLOR	82590	G64780-0042	42ORDL	86301	G60140-0202	2MP-2FPX
	82520	G60898-0064	64FLOR	82591	G64781-0006	6ORDH	86302	G60140-0404	4MP-4FPX
	82521	G82801-0009	21/32" FSG-25'	82592	G64781-0008	8ORDH	86303	G60140-0604	6MP-4FPX
	82522	G83801-0018	1 1/8" RSG-25'	82593	G64781-0010	10ORDH	86304	G60140-0406	4MP-6FPX
	82523	G83801-0040	2 7/64" RSG-7'	82594	G64781-0012	12ORDH	86305	G60140-0606	6MP-6FPX
	82524	G83801-0029	1 27/32" RSG-10'	82595	G64781-0014	14ORDH	86306	G60140-0806	8MP-6FPX
	82525	G82801-0028	1 51/64" FSG-15'	82596	G64781-0016	15/16ORDL/H	86307	G60140-0608	6MP-8FPX
	82526	G82801-0046	2 7/8" FSG-5'	82597	G64781-0020	20ORDH	86308	G60140-0808	8MP-8FPX
	82527	G82801-0033	2 3/32" FSG-10'	82598	G64781-0025	25ORDH	86309	G60140-1208	12MP-8FPX
				82599	G64781-0030	30ORDH	86311	G60140-1212	12MP-12FPX
				82600	G64781-0038	38ORDH	86312	G60140-1612	16MP-12FPX
				82610	G64095-0004	40RFBSP	86313	G60140-1616	16MP-16FPX



Part Number Indexes

Old Part Number to New Global Number Reference

Old Part No.	New Global No.	Description
86314	G60140-2020	20MP-20FPX
86315	G60140-2424	24MP-24FPX
86316	G60144-0404	4MP-4FPX90
86317	G60144-0406	4MP-6FPX90
86318	G60144-0604	6MP-4FPX90
86319	G60144-0606	6MP-6FPX90
86321	G60144-0804	8MP-4FPX90
86322	G60144-0808	8MP-8FPX90
86323	G60144-1208	12MP-8FPX90
86324	G60144-1212	12MP-12FPX90
86326	G60144-1616	16MP-16FPX90
86327	G60144-1620	16MP-20FPX90
86328	G60144-2020	20MP-20FPX90
86329	G60144-2424	24MP-24FPX90
86331	G60142-0404	4MP-4FPX45
86333	G60142-0606	6MP-6FPX45
86336	G60142-0808	8MP-8FPX45
86337	G60142-1208	12MP-8FPX45
86338	G60142-1212	12MP-12FPX45
86339	G60142-1612	16MP-12FPX45
86341	G60142-1616	16MP-16FPX45
86342	G60142-2020	20MP-20FPX45
86343	G60142-2424	24MP-24FPX45
86345	G60160-0404	4FP-4FPX
86346	G60160-0606	6FP-6FPX
86347	G60160-0808	8FP-8FPX
86348	G60160-1212	12FP-12FPX
86349	G60160-1612	16FP-12FPX
86351	G60160-1616	16FP-16FPX
86352	G60160-2020	20FP-20FPX
86353	G60160-2424	24FP-24FPX
86354	G60164-0404	4FP-4FPX90
86355	G60164-0606	6FP-6FPX90
86356	G60164-0808	8FP-8FPX90
86357	G60164-1212	12FP-12FPX90
86358	G60164-1616	16FP-16FPX90
86361	G34500-0806	8C5-6RMIX
86362	G60162-0404	4FP-4FPX45
86363	G60162-0606	6FP-6FPX45
86364	G60162-0808	8FP-8FPX45
86365	G60162-1212	12FP-12FPX45
86366	G60162-1616	16FP-16FPX45
86367	G34500-0506	5C5-6RMIX
86368	G34502-0404	4C5-4RMIX45
86369	G34502-0606	6C5-6RMIX45
86370	G34502-0808	8C5-8RMIX45
86372	G34500-0404	4C5-4RMIX
86376	G34206-1212	12C5-12RFSX90L
86377	G34504-0608	6C5-8RMIX90
86378	G34504-0806	8C5-6RMIX90
86379	G34504-0808	8C5-8RMIX90
86380	G34500-0605	6C5-5RMIX
86381	G34500-0505	5C5-5RMIX
86382	G34500-0606	6C5-6RMIX
86383	G34500-0608	6C5-8RMIX
86384	G34500-0808	8C5-8RMIX
86385	G34504-0404	4C5-4RMIX90
86386	G34504-0505	5C5-5RMIX90
86387	G34504-0606	6C5-6RMIX90
86388	G34100-2424	24C5-24RMP
86389	G34100-3232	32C5-32RMP
86394	G34170-2020	20C5-20RFJX
86395	G34170-2424	24C5-24RFJX
86396	G34170-3232	32C5-32RFJX
86412	G34100-1612	16C5-12RMP
86413	G34100-1616	16C5-16RMP
86414	G34195-0404	4C5-4RMS

Old Part No.	New Global No.	Description
86415	G34195-0505	5C5-5RMS
86416	G34195-0606	6C5-6RMS
86417	G34195-0808	8C5-8RMS
86418	G34195-1010	10C5-10RMS
86419	G34195-1212	12C5-12RMS
86428	G34100-2020	20C5-20RMP
86431	G34165-0404	4C5-4RMJ
86432	G34165-0505	5C5-5RMJ
86433	G34165-0606	6C5-6RMJ
86434	G34165-0808	8C5-8RMJ
86435	G34165-1010	10C5-10RMJ
86436	G34165-1212	12C5-12RMJ
86437	G34165-1616	16C5-16RMJ
86438	G34230-0404	4C5-4RFFORX
86439	G34235-0404	4C5-4RFFORX45
86440	G34240-0404	4C5-4RFFORX90
86443	G34170-0606	6C5-6RFJX
86446	G34170-1212	12C5-12RFJX
86447	G34170-1616	16C5-16RFJX
86448	G34230-0606	6C5-6RFFORX
86449	G34239-0606	6C5-6RFFORX90S
86450	G34230-0808	8C5-8RFFORX
86451	G34120-0404	4C5-4RMB
86452	G34120-0505	5C5-5RMB
86453	G34120-0606	6C5-6RMB
86454	G34120-0808	8C5-8RMB
86455	G34120-1010	10C5-10RMB
86457	G34120-1616	16C5-16RMB
86458	G34540-0608	6C5-8RFABX
86459	G34540-0808	8C5-8RFABX
86460	G34230-1010	10C5-10RFFORX
86461	G34562-1616	16C5-16RFZX
86464	G34175-0606	6C5-6RFJX45
86467	G34175-1212	12C5-12RFJX45
86468	G34175-1616	16C5-16RFJX45
86470	G34230-1212	12C5-12RFFORX
86471	G34180-0606	6C5-6RFJX90
86474	G34180-1212	12C5-12RFJX90
86475	G34180-1616	16C5-16RFJX90
86478	G34181-0606	6C5-6RFJX90L
86480	G34342-2020	20C5-20RFLOS90
86481	G34181-1212	12C5-12RFJX90L
86482	G34181-1616	16C5-16RFJX90L
86497	G34206-0606	6C5-6RFSX90L
86501	G36100-0402	4LOC-2RMP
86502	G36100-0404	4LOC-4RMP
86503	G36100-0604	6LOC-4RMP
86504	G36100-0606	6LOC-6RMP
86505	G36100-0806	8LOC-6RMP
86506	G36100-0808	8LOC-8RMP
86507	G36100-1008	10LOC-8RMP
86508	G36100-1212	12LOC-12RMP
86511	G36195-0404	4LOC-4RMS
86512	G36195-0405	4LOC-5RMS
86513	G36195-0606	6LOC-6RMS
86514	G36195-0808	8LOC-8RMS
86515	G36100-0502	5LOC-2RMP
86516	G36100-0504	5LOC-4RMP
86521	G36210-0404	4LOC-4RFJSX
86522	G36210-0405	4LOC-5RFJSX
86523	G36200-0606	6LOC-6RFSX
86526	G36200-1212	12LOC-12RFSX
86527	G36210-0505	5LOC-5RFJSX
86528	G36200-0506	5LOC-6RFSX
86533	G36170-0606	6LOC-6RFJX
86534	G36210-0808	8LOC-8RFJSX
86535	G36210-1010	10LOC-10RFJSX

Old Part No.	New Global No.	Description
86536	G36170-1212	12LOC-12RFJX
86537	G36210-0608	6LOC-8RFJSX
86538	G36210-0810	8LOC-10RFJSX
86541	G36500-0403	4LOC-3RMIX
86542	G36500-0404	4LOC-4RMIX
86543	G36500-0405	4LOC-5RMIX
86544	G36500-0606	6LOC-6RMIX
86545	G36500-0808	8LOC-8RMIX
86546	G36500-1010	10LOC-10RMIX
86547	G36500-0504	5LOC-4RMIX
86548	G36500-0505	5LOC-5RMIX
86549	G36500-0506	5LOC-6RMIX
86571	G36535-0404	4LOC-4RHM
86572	G36535-0606	6LOC-6RHM
86573	G36535-0808	8LOC-8RHM
86574	G36535-1010	10LOC-10RHM
86575	G36535-0505	5LOC-5RHM
86577	G36535-1212	12LOC-12RHM
86585	G60186-0202	2FPX-2FPX-2MP
86586	G60186-0404	4FPX-4FPX-4MP
86587	G60186-0606	6FPX-6FPX-6MP
86588	G60186-0808	8FPX-8FPX-8MP
86589	G60186-1212	12FPX-12FPX-12MP
86591	G60186-1616	16FPX-16FPX-16MP
86701	G60410-0404	4MJ-4MJ
86702	G60410-0505	5MJ-5MJ
86703	G60410-0606	6MJ-6MJ
86704	G60410-0808	8MJ-8MJ
86705	G60410-1010	10MJ-10MJ
86706	G60410-1212	12MJ-12MJ
86707	G60410-1616	16MJ-16MJ
86708	G60410-2020	20MJ-20MJ
86711	G60490-0402	4MJ-2MP
86712	G60490-0404	4MJ-4MP
86713	G60490-0406	4MJ-6MP
86714	G60490-0502	5MJ-2MP
86715	G60490-0504	5MJ-4MP
86716	G60490-0602	6MJ-2MP
86717	G60490-0604	6MJ-4MP
86718	G60490-0606	6MJ-6MP
86719	G60490-0608	6MJ-8MP
86720	G60490-0506	5MJ-6MP
86721	G60490-0804	8MJ-4MP
86722	G60490-0806	8MJ-6MP
86723	G60490-0808	8MJ-8MP
86724	G60490-0812	8MJ-12MP
86725	G60490-1006	10MJ-6MP
86726	G60490-1008	10MJ-8MP
86727	G60490-1012	10MJ-12MP
86728	G60490-1208	12MJ-8MP
86729	G60490-1212	12MJ-12MP
86731	G60490-1216	12MJ-16MP
86732	G60490-1612	16MJ-12MP
86733	G60490-1616	16MJ-16MP
86734	G60490-2016	20MJ-16MP
86735	G60490-2020	20MJ-20MP
86737	G60490-2424	24MJ-24MP
86738	G60490-3232	32MJ-32MP
86741	G60510-0402	4MJ-2FP
86742	G60510-0404	4MJ-4FP
86743	G60510-0502	5MJ-2FP
86744	G60510-0504	5MJ-4FP
86745	G60510-0604	6MJ-4FP
86746	G60510-0606	6MJ-6FP
86747	G60510-0806	8MJ-6FP
86748	G60510-0808	8MJ-8FP
86749	G60510-1008	10MJ-8FP

EQUIPMENT
HOSE/CPLG. SELECTION
TECH. DATA
EXT. & VERY HIGH PRESS. HOSE
GS CPLGS.
PCM CPLGS.
PCS CPLGS.
HIGH & MED. PRESS. HOSE
MEGACRIMP® CPLGS.
PC CPLGS.
FIELD ATTACHABLE CPLGS.
AIR BRAKE HOSE & CPLGS.
MEGATECH™ C5 HOSE & CPLGS.
LOW PRESS. HOSE & CPLGS.
C14 HOSE & CPLGS.
POLARSEAL® HOSE & CPLGS.
PWR. STG. HOSE & CPLGS.
THERMO-PLASTIC HOSE & CPLGS.
ADAPTERS
QUICK DISCONNECT CPLGS.
ACCESSORIES & ASSORTMENTS
PART NUMBER INDEXES



Part Number Indexes

Old Part Number to New Global Number Reference

EQUIPMENT	Old Part No.	New Global No.	Description	Old Part No.	New Global No.	Description	Old Part No.	New Global No.	Description
HOSE/CPLG. SELECTION	86751	G60510-1212	12MJ-12FP	86836	G60654-0402	4MS-2MP90	86921	G60312-0404	4MB-4MJ90
	86752	G60510-1616	16MJ-16FP	86837	G60654-0404	4MS-4MP90	86922	G60312-0505	5MB-5MJ90
TECH. DATA	86753	G60510-2020	20MJ-20FP	86838	G60654-0504	5MS-4MP90	86923	G60312-0606	6MB-6MJ90
	86754	G60510-2424	24MJ-24FP	86839	G60654-0604	6MS-4MP90	86924	G60312-0808	8MB-8MJ90
EXT. & VERY HIGH PRESS. HOSE	86758	G60497-0402	4MJ-2MP45	86840	G60654-0406	4MS-6MP90	86925	G60312-1008	10MB-8MJ90
	86759	G60497-0404	4MJ-4MP45	86841	G60654-0606	6MS-6MP90	86926	G60312-1010	10MB-10MJ90
GS CPLGS.	86761	G60497-0502	5MJ-2MP45	86842	G60654-0608	6MS-8MP90	86927	G60312-1212	12MB-12MJ90
	86762	G60497-0504	5MJ-4MP45	86843	G60654-0806	8MS-6MP90	86928	G60312-1414	14MB-14MJ90
PCM CPLGS.	86763	G60497-0604	6MJ-4MP45	86844	G60654-0808	8MS-8MP90	86929	G60312-1616	16MB-16MJ90
	86764	G60497-0606	6MJ-6MP45	86845	G60654-1008	10MS-8MP90	86931	G60900-0808	8FL-8MJ
PCS CPLGS.	86765	G60497-0608	6MJ-8MP45	86846	G60654-1012	10MS-12MP90	86932	G60900-1212	12FL-12MJ
	86766	G60497-0806	8MJ-6MP45	86847	G60654-1208	12MS-8MP90	86933	G60900-1616	16FL-16MJ
HIGH & MED. PRESS. HOSE	86767	G60497-0808	8MJ-8MP45	86848	G60654-1212	12MS-12MP90	86934	G60900-2020	20FL-20MJ
	86768	G60497-0812	8MJ-12MP45	86849	G60654-0502	5MS-2MP90	86935	G60900-2424	24FL-24MJ
MEGACRIMP® CPLGS.	86769	G60497-1006	10MJ-6MP45	86851	G60654-0602	6MS-2MP90	86936	G60900-3232	32FL-32MJ
	86771	G60497-1008	10MJ-8MP45	86852	G60654-0612	6MS-12MP90	86937	G60905-0808	8FL-8MJ45
PC CPLGS.	86772	G60497-1208	12MJ-8MP45	86853	G60654-0804	8MS-4MP90	86938	G60905-1212	12FL-12MJ45
	86773	G60497-1212	12MJ-12MP45	86854	G60654-1006	10MS-6MP90	86939	G60905-1616	16FL-16MJ45
FIELD ATTACHABLE CPLGS.	86774	G60497-1612	16MJ-12MP45	86855	G60654-0812	8MS-12MP90	86941	G60905-2020	20FL-20MJ45
	86775	G60497-1616	16MJ-16MP45	86865	G60287-0606	6MB-6FPX45	86942	G60905-2424	24FL-24MJ45
AIR BRAKE HOSE & CPLGS.	86776	G60497-2020	20MJ-20MP45	86866	G60287-0806	8MB-6FPX45	86943	G60905-3232	32FL-32MJ45
	86777	G60497-2424	24MJ-24MP45	86867	G60287-0808	8MB-8FPX45	86944	G60910-0808	8FL-8MJ90
MEGATECH™ C5 HOSE & CPLGS.	86778	G60497-3232	32MJ-32MP45	86868	G60287-1006	10MB-6FPX45	86945	G60910-1212	12FL-12MJ90
	86779	G60499-0202	2MJ-2MP90	86869	G60287-1008	10MB-8FPX45	86946	G60910-1616	16FL-16MJ90
LOW PRESS. HOSE & CPLGS.	86781	G60499-0402	4MJ-2MP90	86871	G60287-1212	12MB-12FPX45	86947	G60910-2020	20FL-20MJ90
	86782	G60499-0404	4MJ-4MP90	86872	G60289-0404	4MB-4FPX90	86948	G60910-2424	24FL-24MJ90
C14 HOSE & CPLGS.	86783	G60499-0502	5MJ-2MP90	86873	G60289-0604	6MB-4FPX90	86949	G60910-3232	32FL-32MJ90
	86784	G60499-0504	5MJ-4MP90	86874	G60289-0606	6MB-6FPX90	86950	G60940-2420	24FLH6K-20MJ90
POLARSEAL® HOSE & CPLGS.	86785	G60499-0602	6MJ-2MP90	86875	G60289-0806	8MB-6FPX90	86959	G60285-0404	4MB-4FPX
	86786	G60499-0604	6MJ-4MP90	86876	G60289-0808	8MB-8FPX90	86961	G60285-0504	5MB-4FPX
ADAPTERS	86787	G60499-0606	6MJ-6MP90	86877	G60289-0812	8MB-12FPX90	86962	G60285-0508	5MB-8FPX
	86788	G60499-0608	6MJ-8MP90	86878	G60289-1006	10MB-6FPX90	86963	G60285-0604	6MB-4FPX
QUICK DISCONNECT CPLGS.	86789	G60499-0804	8MJ-4MP90	86879	G60289-1008	10MB-8FPX90	86964	G60285-0606	6MB-6FPX
	86790	G60650-0408	4MS-8MP	86881	G60289-1012	10MB-12FPX90	86965	G60285-0804	8MB-4FPX
ACCESSORIES & ASSORT-MENTS	86791	G60499-0806	8MJ-6MP90	86882	G60289-1212	12MB-12FPX90	86966	G60285-0806	8MB-6FPX
	86792	G60499-0808	8MJ-8MP90	86883	G60289-1616	16MB-16FPX90	86967	G60285-0808	8MB-8FPX
PART NUMBER INDEXES	86793	G60499-0812	8MJ-12MP90	86884	G60301-0404	4MB-4MJ	86968	G60285-0812	8MB-12FPX
	86794	G60499-1006	10MJ-6MP90	86885	G60301-0503	5MB-3MJ	86969	G60285-1006	10MB-6FPX
THERMO-PLASTIC HOSE & CPLGS.	86795	G60499-1008	10MJ-8MP90	86886	G60301-0504	5MB-4MJ	86971	G60285-1008	10MB-8FPX
	86796	G60499-1012	10MJ-12MP90	86887	G60301-0505	5MB-5MJ	86972	G60285-1012	10MB-12FPX
ADAPTERS	86797	G60499-1208	12MJ-8MP90	86888	G60301-0604	6MB-4MJ	86973	G60285-1208	12MB-8FPX
	86798	G60499-1212	12MJ-12MP90	86889	G60301-0606	6MB-6MJ	86974	G60285-1212	12MB-12FPX
QUICK DISCONNECT CPLGS.	86799	G60499-1612	16MJ-12MP90	86891	G60301-0608	6MB-8MJ	87144	A40170-1018	10C14-10FJSX-10FJSX-18"
	86800	G60650-0502	5MS-2MP	86892	G60301-0806	8MB-6MJ	87145	A40170-1024	10C14-10FJSX-10FJSX-24"
ADAPTERS	86801	G60499-1616	16MJ-16MP90	86893	G60301-0808	8MB-8MJ	87146	A40170-1030	10C14-10FJSX-10FJSX-30"
	86802	G60499-2016	20MJ-16MP90	86894	G60301-0810	8MB-10MJ	87147	A40170-10-36	10C14-10FJSX-10FJSX-36"
QUICK DISCONNECT CPLGS.	86803	G60499-2020	20MJ-20MP90	86895	G60301-0812	8MB-12MJ	87148	A40170-10-42	10C14-10FJSX-10FJSX-42"
	86804	G60499-2424	24MJ-24MP90	86897	G60301-1008	10MB-8MJ	87149	A40170-1048	10C14-10FJSX-10FJSX-48"
ADAPTERS	86805	G60499-3232	32MJ-32MP90	86898	G60301-1010	10MB-10MJ	87150	A40502-0414	PTA-45
	86808	G60650-0402	4MS-2MP	86899	G60301-1208	12MB-8MJ	87151	A40504-0414	PTA-90
QUICK DISCONNECT CPLGS.	86809	G60650-0404	4MS-4MP	86902	G60301-1212	12MB-12MJ	87152	A40170-1054	10C14-10FJSX-10FJSX-54"
	86810	G60650-0506	5MS-6MP	86903	G60301-1216	12MB-16MJ	87153	A40170-1072	10C14-10FJSX-10FJSX-72"
ADAPTERS	86811	G60650-0406	4MS-6MP	86904	G60301-1610	16MB-10MJ	87154	A40170-1084	10C14-10FJSX-10FJSX-84"
	86812	G60650-0504	5MS-4MP	86905	G60301-1612	16MB-12MJ	87155	A40460-1018	10C14-10ABC-10ABC-18"
QUICK DISCONNECT CPLGS.	86813	G60650-0604	6MS-4MP	86906	G60301-1616	16MB-16MJ	87156	A40460-1024	10C14-10ABC-10ABC-24"
	86814	G60650-0606	6MS-6MP	86907	G60301-2010	20MB-10MJ	87157	A40461-1018	10C14-10STA-10STA-18"
QUICK DISCONNECT CPLGS.	86815	G60650-0608	6MS-8MP	86908	G60301-2012	20MB-12MJ	87158	A40461-1024	10C14-10STA-10STA-24"
	86816	G60650-0804	8MS-4MP	86909	G60301-2016	20MB-16MJ	87159	A40461-1036	10C14-10STA-10STA-36"
ADAPTERS	86817	G60650-0806	8MS-6MP	86911	G60301-2020	20MB-20MJ	87160	A40462-1018	10C14-10STA-10ABC-18"
	86818	G60650-0808	8MS-8MP	86912	G60308-0404	4MB-4MJ45	87161	A40462-1024	10C14-10STA-10ABC-24"
QUICK DISCONNECT CPLGS.	86819	G60650-1008	10MS-8MP	86913	G60308-0505	5MB-5MJ45	87162	A40462-1036	10C14-10STA-10ABC-36"
	86820	G60650-0602	6MS-2MP	86914	G60308-0606	6MB-6MJ45	87163	A40462-1048	10C14-10STA-10ABC-48"
ADAPTERS	86821	G60650-1012	10MS-12MP	86915	G60308-0808	8MB-8MJ45	87164	A40461-1224	12C14-12STA-12STA-24"
	86822	G60650-1208	12MS-8MP	86916	G60308-1010	10MB-10MJ45	87165	A40461-1236	12C14-12STA-12STA-36"
QUICK DISCONNECT CPLGS.	86823	G60650-1212	12MS-12MP	86917	G60308-1212	12MB-12MJ45	87166	A40462-1224	12C14-12STA-12ABC-24"
	86825	G60650-0812	8MS-12MP	86918	G60308-1414	14MB-14MJ45	87167	A40462-1236	12C14-12STA-12ABC-36"
ADAPTERS	86830	G60650-1006	10MS-6MP	86919	G60308-1616	16MB-16MJ45	87168	A40462-1248	12C14-12STA-12ABC-48"



Part Number Indexes

Old Part Number to New Global Number Reference

Old Part No.	New Global No.	Description
87339	G60702-0004	4MFFOR-PLUG
87340	G60702-0006	6MFFOR-PLUG
87341	G60702-0008	8MFFOR-PLUG
87342	G60702-0010	10MFFOR-PLUG
87343	G60702-0012	12MFFOR-PLUG
87344	G60702-0016	16MFFOR-PLUG
87345	G60702-0020	20MFFOR-PLUG
87346	G60702-0024	24MFFOR-PLUG
87347	G60701-0004	4FFOR-CAP
87348	G60701-0006	6FFOR-CAP
87349	G60701-0008	8FFOR-CAP
87350	G60701-0010	10FFOR-CAP
87351	G60701-0012	12FFOR-CAP
87352	G60701-0016	16FFOR-CAP
87353	G60701-0020	20FFOR-CAP
87354	G60701-0024	24FFOR-CAP
87370	G60050-0004	4FFN
87371	G60050-0005	5FFN
87372	G60050-0006	6FFN
87373	G60050-0008	8FFN
87374	G60050-0010	10FFN
87375	G60050-0012	12FFN
87376	G60050-0016	16FFN
87380	G60051-0004	4FFS
87381	G60051-0005	5FFS
87382	G60051-0006	6FFS
87383	G60051-0008	8FFS
87384	G60051-0010	10FFS
87385	G60051-0012	12FFS
87386	G60051-0016	16FFS
87400	G60130-0402	4MP-2FPS
87401	G60130-0602	6MP-2FPS
87402	G60130-0604	6MP-4FPS
87404	G60130-0804	8MP-4FPS
87405	G60130-0806	8MP-6FPS
87406	G60130-1204	12MP-4FPS
87407	G60130-1206	12MP-6FPS
87408	G60130-1208	12MP-8FPS
87410	G60130-1608	16MP-8FPS
87411	G60130-1612	16MP-12FPS
87412	G60130-2012	20MP-12FPS
87413	G60130-2016	20MP-16FPS
87414	G60130-2412	24MP-12FPS
87415	G60130-2416	24MP-16FPS
87416	G60130-2420	24MP-20FPS
87420	G60110-0202	2MP-2MP
87421	G60110-0402	4MP-2MP
87422	G60110-0404	4MP-4MP
87423	G60110-0604	6MP-4MP
87424	G60110-0606	6MP-6MP
87425	G60110-0804	8MP-4MP
87426	G60110-0806	8MP-6MP
87427	G60110-0808	8MP-8MP
87428	G60110-1208	12MP-8MP
87429	G60110-1212	12MP-12MP
87430	G60110-1612	16MP-12MP
87431	G60110-1616	16MP-16MP
87432	G60110-2020	20MP-20MP
87440	G60395-0004	4TSN
87441	G60395-0005	5TSN
87442	G60395-0006	6TSN
87443	G60395-0008	8TSN
87444	G60395-0010	10TSN
87445	G60395-0012	12TSN
87446	G60395-0014	14TSN
87447	G60395-0016	16TSN
87448	G60395-0020	20TSN

Old Part No.	New Global No.	Description
87449	G60395-0024	24TSN
87458	G34179-2020	20C5-20RFJX90S
87459	G34181-2020	20C5-20RFJX90L
87460	G60394-0004	4TS
87461	G60394-0005	5TS
87462	G60394-0006	6TS
87463	G60394-0008	8TS
87464	G60394-0010	10TS
87465	G60394-0012	12TS
87466	G60394-0014	14TS
87467	G60394-0016	16TS
87468	G60394-0020	20TS
87469	G60394-0024	24TS
87470	G60394-0032	32TS
87480	G60422-0404	4MJ-4FJX90
87481	G60422-0606	6MJ-6FJX90
87482	G60422-0808	8MJ-8FJX90
87484	G60422-1010	10MJ-10FJX90
87485	G60422-1212	12MJ-12FJX90
87486	G60422-1616	16MJ-16FJX90
87490	G60136-0202	2MP-2FP90
87491	G60136-0404	4MP-4FP90
87492	G60136-0606	6MP-6FP90
87493	G60136-0808	8MP-8FP90
87494	G60136-1212	12MP-12FP90
87495	G60136-1616	16MP-16FP90
87496	G60136-2020	20MP-20FP90
87500	G60275-0402	4MB-2FP
87501	G60275-0604	6MB-4FP
87502	G60275-0806	8MB-6FP
87503	G60275-1008	10MB-8FP
87504	G60275-1208	12MB-8FP
87505	G60275-1212	12MB-12FP
87506	G60275-1412	14MB-12FP
87507	G60275-1616	16MB-16FP
87510	G60401-0004	4FJ-CAP
87511	G60401-0005	5FJ-CAP
87512	G60401-0006	6FJ-CAP
87513	G60401-0008	8FJ-CAP
87514	G60401-0010	10FJ-CAP
87515	G60401-0012	12FJ-CAP
87516	G60401-0016	16FJ-CAP
87517	G60401-0020	20FJ-CAP
87520	G60102-0002	2MP-PLUG
87521	G60102-0004	4MP-PLUG
87522	G60102-0006	6MP-PLUG
87523	G60102-0008	8MP-PLUG
87524	G60102-0012	12MP-PLUG
87525	G60102-0016	16MP-PLUG
87526	G60102-0020	20MP-PLUG
87527	G60102-0024	24MP-PLUG
87530	G60152-0202	2FP-2FP
87531	G60152-0404	4FP-4FP
87532	G60152-0606	6FP-6FP
87533	G60152-0808	8FP-8FP
87534	G60152-1212	12FP-12FP
87535	G60152-1616	16FP-16FP
87536	G60152-2020	20FP-20FP
87540	G60250-0004	4MB-PLUG
87541	G60250-0005	5MB-PLUG
87542	G60250-0006	6MB-PLUG
87543	G60250-0008	8MB-PLUG
87544	G60250-0010	10MB-PLUG
87545	G60250-0012	12MB-PLUG
87546	G60250-0014	14MB-PLUG
87547	G60250-0016	16MB-PLUG
87548	G60250-0020	20MB-PLUG

Old Part No.	New Global No.	Description
87550	G60445-0404	4MJ-4BKHD
87551	G60445-0505	5MJ-5BKHD
87552	G60445-0606	6MJ-6BKHD
87553	G60445-0808	8MJ-8BKHD
87554	G60445-1010	10MJ-10BKHD
87555	G60445-1212	12MJ-12BKHD
87556	G60445-1616	16MJ-16BKHD
87560	G60399-0004	4LN
87561	G60399-0005	5LN
87562	G60399-0006	6LN
87563	G60399-0008	8LN
87564	G60399-0010	10LN
87565	G60399-0012	12LN
87566	G60399-0016	16LN
87570	G60473-0404	4MJ-4FJX-4MJ
87572	G60473-0606	6MJ-6FJX-6MJ
87573	G60473-0808	8MJ-8FJX-8MJ
87574	G60473-1010	10MJ-10FJX-10MJ
87575	G60473-1212	12MJ-12FJX-12MJ
87576	G60473-1616	16MJ-16FJX-16MJ
87580	G60469-0404	4MJ-4MJ-4MJ
87581	G60469-0606	6MJ-6MJ-6MJ
87582	G60469-0808	8MJ-8MJ-8MJ
87583	G60469-1010	10MJ-10MJ-10MJ
87584	G60469-1212	12MJ-12MJ-12MJ
87585	G60469-1616	16MJ-16MJ-16MJ
87586	G60469-2020	20MJ-20MJ-20MJ
87590	G60470-0404	4MJ-4MJ-4FJX
87591	G60470-0606	6MJ-6MJ-6FJX
87592	G60470-0808	8MJ-8MJ-8FJX
87593	G60470-1212	12MJ-12MJ-12FJX
87594	G60470-1616	16MJ-16MJ-16FJX
87600	G60551-0402	4MJ-4MJ-2MP
87601	G60551-0604	6MJ-6MJ-4MP
87602	G60551-0806	8MJ-8MJ-6MP
87603	G60551-1008	10MJ-10MJ-8MP
87604	G60551-1212	12MJ-12MJ-12MP
87605	G60551-1616	16MJ-16MJ-16MP
87610	G60181-0202	2FP-2FP-2FP
87611	G60181-0404	4FP-4FP-4FP
87612	G60181-0606	6FP-6FP-6FP
87613	G60181-0808	8FP-8FP-8FP
87614	G60181-1212	12FP-12FP-12FP
87615	G60181-1616	16FP-16FP-16FP
87620	G60183-0202	2FP-2FP-2MP
87621	G60183-0404	4FP-4FP-4MP
87622	G60183-0606	6FP-6FP-6MP
87623	G60183-0808	8FP-8FP-8MP
87624	G60183-1212	12FP-12FP-12MP
87625	G60183-1616	16FP-16FP-16MP
87630	G60156-0202	2FP-2FP90
87631	G60156-0404	4FP-4FP90
87632	G60156-0606	6FP-6FP90
87633	G60156-0808	8FP-8FP90
87634	G60156-1212	12FP-12FP90
87635	G60156-1616	16FP-16FP90
87636	G60156-2020	20FP-20FP90
87640	G60514-0402	4MJ-2FP90
87641	G60514-0604	6MJ-4FP90
87642	G60514-0806	8MJ-6FP90
87643	G60514-1008	10MJ-8FP90
87644	G60514-1212	12MJ-12FP90
87645	G60514-1616	16MJ-16FP90
87650	G60115-0202	2MP-2MP90
87651	G60115-0404	4MP-4MP90
87652	G60115-0606	6MP-6MP90
87653	G60115-0808	8MP-8MP90

- EQUIPMENT
- HOSE/CPLG. SELECTION
- TECH. DATA
- EXT. & VERY HIGH PRESS. HOSE
- GS CPLGS.
- PCM CPLGS.
- PCS CPLGS.
- HIGH & MED. PRESS. HOSE
- MEGACRIMP® CPLGS.
- PC CPLGS.
- FIELD ATTACHABLE CPLGS.
- AIR BRAKE HOSE & CPLGS.
- MEGATECH™ C5 HOSE & CPLGS.
- LOW PRESS. HOSE & CPLGS.
- C14 HOSE & CPLGS.
- POLARSEAL® HOSE & CPLGS.
- PWR. STG. HOSE & CPLGS.
- THERMO-PLASTIC HOSE & CPLGS.
- ADAPTERS
- QUICK DISCONNECT CPLGS.
- ACCESSORIES & ASSORTMENTS
- PART NUMBER INDEXES



Part Number Indexes

Old Part Number to New Global Number Reference

EQUIPMENT	Old Part No. New Global No. Description			Old Part No. New Global No. Description			Old Part No. New Global No. Description		
	Old Part No.	New Global No.	Description	Old Part No.	New Global No.	Description	Old Part No.	New Global No.	Description
HOSE/CPLG. SELECTION	87654	G60115-1212	12MP-12MP90	87813	G60950-1616	16FLH6K-16MFFOR45	87902	G62300-0808	8MBSPP-8MJ
TECH. DATA	87655	G60115-1616	16MP-16MP90	87814	G60955-1212	12FLH6K-12MFFOR90	87903	G62300-1010	10MBSPP-10MJ
	87675	G60805-0406	4MFFOR-6MB45	87815	G60955-1616	16FLH6K-16MFFOR90	87904	G62300-1212	12MBSPP-12MJ
EXT. & VERY HIGH PRESS. HOSE	87676	G60805-0606	6MFFOR-6MB45	87833	G60724-0606	6MFFOR-6FFORX90	87905	G62300-1616	16MBSPP-16MJ
	87679	G60805-0810	8MFFOR-10MB45	87834	G60915-1212	12FL5K-12MFFOR	87906	G62200-0404	4MBSPP-4MP
	87691	G60132-0204	2MP-4FPL	87835	G60915-1616	16FL5K-16MFFOR	87907	G62200-0606	6MBSPP-6MP
GS CPLGS.	87693	G60132-0406	4MP-6FPL	87836	G60920-1212	12FL5K-12MFFOR45	87908	G62200-0808	8MBSPP-8MP
	87696	G60132-0608	6MP-8FPL	87837	G60920-1616	16FL5K-16MFFOR45	87909	G62200-1212	12MBSPP-12MP
PCM CPLGS.	87698	G60132-0812	8MP-12FPL	87838	G60925-1212	12FL5K-12MFFOR90	87910	G62200-1616	16MBSPP-16MP
	87700	G60132-1216	12MP-16FPL	87839	G60925-1616	16FL5K-16MFFOR90	87911	G62320-0404	4MBSPP-4FJX
PCS CPLGS.	87702	G60132-1620	16MP-20FPL	87840	G60770-0402	4MFFOR-2MP	87912	G62320-0606	6MBSPP-6FJX
	87704	G60132-2024	20MP-24FPL	87841	G60770-0404	4MFFOR-4MP	87913	G62320-0808	8MBSPP-8FJX
HIGH & MED. PRESS. HOSE	87730	G60424-0404	4MJ-4FJX45	87842	G60770-0406	4MFFOR-6MP	87914	G62320-1010	10MBSPP-10FJX
	87731	G60424-0606	6MJ-6FJX45	87843	G60770-0604	6MFFOR-4MP	87915	G62320-1212	12MBSPP-12FJX
	87732	G60424-0808	8MJ-8FJX45	87844	G60770-0606	6MFFOR-6MP	87916	G62320-1616	16MBSPP-16FJX
MEGACRIMP® CPLGS.	87733	G60424-1010	10MJ-10FJX45	87845	G60770-0608	6MFFOR-8MP	87917	G64350-0404	4MBSPP-4FBSPPX
	87734	G60424-1212	12MJ-12FJX45	87846	G60770-0806	8MFFOR-6MP	87918	G64350-0606	6MBSPP-6FBSPPX
PC CPLGS.	87735	G60424-1616	16MJ-16FJX45	87847	G60770-0808	8MFFOR-8MP	87919	G64350-0808	8MBSPP-8FBSPPX
	87736	G60424-2020	20MJ-20FJX45	87848	G60770-1008	10MFFOR-8MP	87920	G64350-1010	10MBSPP-10FBSPPX
FIELD ATTACHABLE CPLGS.	87740	G60402-0004	4MJ-PLUG	87849	G60770-1212	12MFFOR-12MP	87921	G64350-1212	12MBSPP-12FBSPPX
	87741	G60402-0005	5MJ-PLUG	87850	G60770-1616	16MFFOR-16MP	87922	G64350-1616	16MBSPP-16FBSPPX
AIR BRAKE HOSE & CPLGS.	87742	G60402-0006	6MJ-PLUG	87851	G60770-2020	20MFFOR-20MP	87923	G62650-0404	4FBSPPX-4MJ
	87743	G60402-0008	8MJ-PLUG	87852	G60800-0408	4MFFOR-8MB	87924	G62650-0606	6FBSPPX-6MJ
	87744	G60402-0010	10MJ-PLUG	87853	G60800-0610	6MFFOR-10MB	87925	G62650-0808	8FBSPPX-8MJ
MEGATECH™ C5 HOSE & CPLGS.	87745	G60402-0012	12MJ-PLUG	87854	G60800-0406	4MFFOR-6MB	87926	G62650-1010	10FBSPPX-10MJ
	87746	G60402-0014	14MJ-PLUG	87855	G60800-1208	12MFFOR-8MB	87927	G62650-1212	12FBSPPX-12MJ
LOW PRESS. HOSE & CPLGS.	87747	G60402-0016	16MJ-PLUG	87856	G60800-1216	12MFFOR-16MB	87928	G62650-1616	16FBSPPX-16MJ
	87748	G60402-0020	20MJ-PLUG	87857	G60800-0806	8MFFOR-6MB	87929	G62660-0404	4FBSPPX-4FJX
	87750	G60821-0606	6MFFOR-6MB-6MFFOR	87858	G60800-0608	6MFFOR-8MB	87930	G62660-0606	6FBSPPX-6FJX
POLARSEAL® HOSE & CPLGS.	87752	G60821-1010	10MFFOR-10MB-10MFFOR	87859	G60800-0812	8MFFOR-12MB	87931	G62660-0808	8FBSPPX-8FJX
	87754	G60810-1612	16MFFOR-12MB90	87860	G60800-0404	4MFFOR-4MB	87932	G62660-1010	10FBSPPX-10FJX
ADAPTERS	87759	G60742-0404	4MFFOR-4MFFOR-4FFORX	87861	G60800-0606	6MFFOR-6MB	87933	G62660-1212	12FBSPPX-12FJX
	87760	G60742-0606	6MFFOR-6MFFOR-6FFORX	87862	G60800-0808	8MFFOR-8MB	87934	G62660-1616	16FBSPPX-16FJX
	87761	G60742-0808	8MFFOR-8MFFOR-8FFORX	87863	G60800-1010	10MFFOR-10MB	87935	G63350-0804	8MDL-4MJ
QUICK DISCONNECT CPLGS.	87770	G60660-0402	4MS-2FP	87864	G60800-1212	12MFFOR-12MB	87936	G63350-1006	10MDL-6MJ
	87771	G60660-0502	5MS-2FP	87865	G60800-1616	16MFFOR-16MB	87937	G63350-1508	15MDL-8MJ
ACCESSORIES & ASSORTMENTS	87772	G60660-0404	4MS-4FP	87866	G60800-2020	20MFFOR-20MB	87938	G63350-1810	18MDL-10MJ
	87773	G60660-0504	5MS-4FP	87867	G60800-1612	16MFFOR-12MB	87939	G63350-2212	22MDL-12MJ
	87774	G60660-0604	6MS-4FP	87868	G60800-2016	20MFFOR-16MB	87940	G63350-2816	28MDL-16MJ
PART NUMBER INDEXES	87775	G60660-0804	8MS-4FP	87869	G60810-1008	10MFFOR-8MB90	87941	G63650-1004	10MDH-4MJ
	87776	G60660-0406	4MS-6FP	87870	G60810-0404	4MFFOR-4MB90	87942	G63650-1406	14MDH-6MJ
THERMO-PLASTIC HOSE & CPLGS.	87777	G60660-0606	6MS-6FP	87871	G60810-0606	6MFFOR-6MB90	87943	G63650-1608	16MDH-8MJ
	87778	G60660-0806	8MS-6FP	87872	G60810-0808	8MFFOR-8MB90	87944	G63650-2010	20MDH-10MJ
	87779	G60660-1006	10MS-6FP	87873	G60810-1010	10MFFOR-10MB90	87945	G63650-2512	25MDH-12MJ
PWR. STG. HOSE & CPLGS.	87780	G60660-0608	6MS-8FP	87874	G60810-1212	12MFFOR-12MB90	87946	G63650-3016	30MDH-16MJ
	87781	G60660-0808	8MS-8FP	87875	G60810-1616	16MFFOR-16MB90	87947	G63450-0804	8FDLX-4MJ
ADAPTERS	87782	G60660-1008	10MS-8FP	87876	G60810-2020	20MFFOR-20MB90	87948	G63450-1006	10FDLX-6MJ
	87784	G60660-1012	10MS-12FP	87877	G60810-0610	6MFFOR-10MB90	87949	G63450-1508	15FDLX-8MJ
	87785	G60660-1212	12MS-12FP	87878	G60880-1010	10FFORX-10MJ	87950	G63450-2212	22FDLX-12MJ
ADAPTERS	87790	G60664-0402	4MS-2FP90	87879	G60880-1212	12FFORX-12MJ	87951	G63450-2816	28FDLX-16MJ
	87791	G60664-0502	5MS-2FP90	87880	G60880-1616	16FFORX-16MJ	87952	G63750-1004	10FDHX-4MJ
ADAPTERS	87792	G60664-0404	4MS-4FP90	87881	G60880-0404	4FFORX-4MJ	87953	G63750-1205	12FDHX-5MJ
	87794	G60664-0604	6MS-4FP90	87882	G60880-0606	6FFORX-6MJ	87954	G63750-1406	14FDHX-6MJ
	87795	G60664-0406	4MS-6FP90	87883	G60880-0808	8FFORX-8MJ	87955	G63750-1608	16FDHX-8MJ
ADAPTERS	87796	G60664-0606	6MS-6FP90	87884	G60801-1616	16MFFOR-16MBL	87956	G63750-2010	20FDHX-10MJ
	87797	G60664-0806	8MS-6FP90	87885	G60801-2020	20MFFOR-20MBL	87957	G63750-2512	25FDHX-12MJ
ADAPTERS	87798	G60664-1006	10MS-6FP90	87886	G60810-0604	6MFFOR-4MB90	87958	G63750-3016	30FDHX-16MJ
	87799	G60664-0808	8MS-8FP90	87887	G60810-0810	8MFFOR-10MB90	87959	G63750-3820	38FDHX-20MJ
ADAPTERS	87800	G60664-1008	10MS-8FP90	87888	G60800-0810	8MFFOR-10MB	87960	G60901-1212	12FL5K-12MJ
	87801	G60664-1208	12MS-8FP90	87889	G60810-0812	8MFFOR-12MB90	87961	G60901-1616	16FL5K-16MJ
	87802	G60664-1212	12MS-12FP90	87890	G62460-0606	6MBSPPOR-6MJ90	87962	G60906-1616	16FL5K-16MJ45
ADAPTERS	87805	G60820-0606	6MFFOR-6MFFOR-6MB	87891	G62460-0808	8MBSPPOR-8MJ90	87963	G60911-1212	12FL5K-12MJ90
	87808	G60820-1212	12MFFOR-12MFFOR-12MB	87892	G62460-1212	12MBSPPOR-12MJ90	87964	G60911-1616	16FL5K-16MJ90
ADAPTERS	87809	G60820-1616	16MFFOR-16MFFOR-16MB	87898	G63350-1206	12MDL-6MJ	87965	G60930-1212	12FLH6K-12MJ
	87810	G60945-1212	12FLH6K-12MFFOR	87899	G63450-1206	12FDLX-6MJ	87966	G60930-1616	16FLH6K-16MJ
ADAPTERS	87811	G60945-1616	16FLH6K-16MFFOR	87900	G62300-0404	4MBSPP-4MJ	87967	G60930-2020	20FLH6K-20MJ
	87812	G60950-1212	12FLH6K-12MFFOR45	87901	G62300-0606	6MBSPP-6MJ	87968	G60935-1212	12FLH6K-12MJ45



Part Number Indexes

Old Part Number to New Global Number Reference

Old Part No.	New Global No.	Description
87969	G60935-1616	16FLH6K-16MJ45
87970	G60940-1212	12FLH6K-12MJ90
87971	G60940-1216	12FLH6K-16MJ90
87972	G60940-1616	16FLH6K-16MJ90
87973	G60940-1620	16FLH6K-20MJ90
87974	G60940-2020	20FLH6K-20MJ90
87975	G60929-0008	8FHHS
87976	G60929-0012	12FHHS
87977	G60929-0016	16FHHS
87978	G60929-0020	20FHHS
87979	G60929-0024	24FHHS
87980	G60929-0032	32FHHS
87987	G60899-0008	8CFHS
87988	G60899-0012	12CFHS
87989	G60899-0016	16CFHS
87990	G60899-0020	20CFHS
87991	G60899-0024	24CFHS
87992	G60899-0032	32CFHS
87993	G60901-1612	16FL5K-12MJ
87994	G60901-1620	16FL5K-20MJ
87995	G60906-1212	12FL5K-12MJ45
87996	G60911-1612	16FL5K-12MJ90
87997	G60930-1612	16FLH6K-12MJ
87998	G60930-1620	16FLH6K-20MJ
87999	G60930-2016	20FLH6K-16MJ
88000	G60930-2424	24FLH6K-24MJ
88001	G60935-2020	20FLH6K-20MJ45
88002	G60940-1612	16FLH6K-12MJ90
88003	G60940-2016	20FLH6K-16MJ90
88006	G60899-0040	40CFHS
88007	G60899-0048	48CFHS
88008	G60899-0056	56CFHS
88009	G60899-0064	64CFHS
88010	G60901-2016	20FL4K-16MJ
88011	G60901-2020	20FL4K-20MJ
88012	G60906-2020	20FL4K-20MJ45
88013	G60911-2020	20FL4K-20MJ90
88014	G60945-2020	20FLH4K-20MFFOR
88015	G60950-2020	20FLH4K-20MFFOR45
88016	G60955-2020	20FLH4K-20MFFOR90
88017	G60915-2020	20FL4K-20MFFOR
88018	G60920-2020	20FL4K-20MFFOR45
88019	G60925-2020	20FL4K-20MFFOR90
88020	G60911-2016	20FL4K-16MJ90
88023	G62150-0204	2MBSPT-4MJ
88024	G62150-0404	4MBSPT-4MJ
88025	G62150-0606	6MBSPT-6MJ
88026	G62150-0808	8MBSPT-8MJ
88027	G62150-0810	8MBSPT-10MJ
88028	G62150-1212	12MBSPT-12MJ
88029	G62150-1616	16MBSPT-16MJ
88030	G63150-1004	10MM-4MJ
88031	G63150-1204	12MM-4MJ
88032	G63150-1406	14MM-6MJ
88033	G63150-1606	16MM-6MJ
88034	G63150-1608	16MM-8MJ
88035	G63150-1808	18MM-8MJ
88036	G63150-1810	18MM-10MJ
88037	G63150-2010	20MM-10MJ
88038	G63150-2210	22MM-10MJ
88039	G63150-2212	22MM-12MJ
88040	G63150-2712	27MM-12MJ
88041	G63150-3316	33MM-16MJ
88042	G63150-4220	42MM-20MJ
88045	G62450-0204	2MBSPPOR-4MJ
88046	G62450-0404	4MBSPPOR-4MJ
88047	G62450-0406	4MBSPPOR-6MJ

Old Part No.	New Global No.	Description
88048	G62450-0604	6MBSPPOR-4MJ
88049	G62450-0606	6MBSPPOR-6MJ
88050	G62450-0608	6MBSPPOR-8MJ
88051	G62450-0806	8MBSPPOR-6MJ
88052	G62450-0808	8MBSPPOR-8MJ
88053	G62450-1212	12MBSPPOR-12MJ
88054	G62450-1616	16MBSPPOR-16MJ
88055	G62450-2020	20MBSPPOR-20MJ
88056	G62450-0812	8MBSPPOR-12MJ
88061	G35212-0404	4C5E-4RFJSX90
88064	G35212-0808	8C5E-8RFJSX90
88065	G35212-1010	10C5E-10RFJSX90
88070	G35211-0404	4C5E-4RFJSX45
88071	G35202-0606	6C5E-6RFJSX45
88072	G35175-0606	6C5E-6RFJSX45
88073	G35211-0808	8C5E-8RFJSX45
88074	G35211-1010	10C5E-10RFJSX45
88075	G35175-1212	12C5E-12RFJSX45
88076	G35202-1212	12C5E-12RFJSX45
88082	G35180-0606	6C5E-6RFJSX90
88085	G35180-1212	12C5E-12RFJSX90
88086	G35180-1616	16C5E-16RFJSX90
88089	G35205-0606	6C5E-6RFJSX90
88090	G35205-1212	12C5E-12RFJSX90
88091	G35510-0404	4C5E-4RMFA
88092	G35510-0505	5C5E-5RMFA
88093	G35510-0604	6C5E-4RMFA
88094	G35510-0606	6C5E-6RMFA
88095	G35510-0808	8C5E-8RMFA
88096	G35510-1010	10C5E-10RMFA
88100	G35100-0402	4C5E-2RMP
88101	G35100-0404	4C5E-4RMP
88102	G35100-0504	5C5E-4RMP
88103	G35100-0604	6C5E-4RMP
88104	G35100-0606	6C5E-6RMP
88105	G35100-0806	8C5E-6RMP
88106	G35100-0808	8C5E-8RMP
88107	G35100-1008	10C5E-8RMP
88108	G35100-1212	12C5E-12RMP
88109	G35100-1216	12C5E-16RMP
88110	G35100-1616	16C5E-16RMP
88111	G35100-2020	20C5E-20RMP
88112	G35100-1612	16C5E-12RMP
88116	G35200-0606	6C5E-6RFJSX
88119	G35200-1212	12C5E-12RFJSX
88120	G35342-2020	20C5E-20RFLOS90
88125	G35210-0404	4C5E-4RFJSX
88126	G35210-0505	5C5E-5RFJSX
88127	G35170-0606	6C5E-6RFJX
88128	G35210-0808	8C5E-8RFJSX
88129	G35210-1010	10C5E-10RFJSX
88130	G35170-1212	12C5E-12RFJX
88131	G35170-1616	16C5E-16RFJX
88132	G35562-1616	16C5E-16RFZX
88133	G35170-2020	20C5E-20RFJX
88135	G35504-0404	4C5E-4RMIX90
88136	G35504-0505	5C5E-5RMIX90
88137	G35504-0605	6C5E-5RMIX90
88138	G35504-0606	6C5E-6RMIX90
88139	G35504-0808	8C5E-8RMIX90
88145	G35502-0606	6C5E-6RMIX45
88146	G35502-0808	8C5E-8RMIX45
88150	G35500-0404	4C5E-4RMIX
88151	G35500-0505	5C5E-5RMIX
88152	G35500-0605	6C5E-5RMIX
88153	G35500-0606	6C5E-6RMIX
88154	G35500-0808	8C5E-8RMIX
88359	G62550-0404	4FBSP-4MJ

Old Part No.	New Global No.	Description
88360	G62550-0204	2FBSP-4MJ
88361	G62550-0406	4FBSP-6MJ
88362	G62550-0606	6FBSP-6MJ
88363	G62550-0808	8FBSP-8MJ
88364	G62550-1212	12FBSP-12MJ
88365	G62550-1616	16FBSP-16MJ
88366	G62550-2020	20FBSP-20MJ
88380	G34100-0504B	5C5-4RMPB
88382	G34100-0606B	6C5-6RMPB
88383	G34100-0808B	8C5-8RMPB
88384	G34100-1008B	10C5-8RMPB
88385	G34100-1212B	12C5-12RMPB
88386	G34100-1616B	16C5-16RMPB
88388	G34210-0505B	5C5-5RFJSXB
88389	G34170-0606B	6C5-6RFJXB
88390	G34200-0606B	6C5-6RFJSXB
88391	G34210-0808B	8C5-8RFJSXB
88392	G34210-1010B	10C5-10RFJSXB
88393	G34170-1212B	12C5-12RFJXB
88394	G34200-1212B	12C5-12RFJSXB
88395	G34170-1616B	16C5-16RFJXB
88401	G34100-0402	4C5-4RMP
88402	G34100-0404	4C5-4RMP
88403	G34100-0502	5C5-2RMP
88404	G34100-0504	5C5-4RMP
88405	G34100-0604	6C5-4RMP
88406	G34100-0806	8C5-6RMP
88407	G34100-0808	8C5-8RMP
88408	G34100-1008	10C5-8RMP
88409	G34100-1012	10C5-12RMP
88410	G34100-1208	12C5-8RMP
88411	G34100-1212	12C5-12RMP
88421	G34210-0404	4C5-4RFJSX
88422	G34210-0505	5C5-5RFJSX
88423	G34200-0606	6C5-6RFJSX
88424	G34210-0808	8C5-8RFJSX
88425	G34210-1010	10C5-10RFJSX
88426	G34200-1212	12C5-12RFJSX
88427	G34100-0606	6C5-6RMP
88428	G34200-1012	10C5-12RFJSX
88431	G34510-0404	4C5-4RMFA
88432	G34510-0505	5C5-5RMFA
88433	G34510-0604	6C5-4RMFA
88434	G34510-0606	6C5-6RMFA
88435	G34510-0808	8C5-8RMFA
88436	G34510-1010	10C5-10RMFA
88471	G34210-0504	5C5-4RFJSX
88472	G34210-0608	6C5-8RFJSX
88473	G34170-0806	8C5-6RFJX
88474	G34210-1008	10C5-8RFJSX
88475	G34170-1012	10C5-12RFJX
88485	G34202-0606	6C5-6RFJSX45
88488	G34202-1212	12C5-12RFJSX45
88491	G34205-0606	6C5-6RFJSX90
88494	G34180-1212	12C5-12RFJSX90
88501	G34211-0404	4C5-4RFJSX45
88502	G34211-0505	5C5-5RFJSX45
88503	G34211-0608	6C5-8RFJSX45
88504	G34211-0808	8C5-8RFJSX45
88505	G34211-1010	10C5-10RFJSX45
88511	G34212-0404	4C5-4RFJSX90
88512	G34212-0505	5C5-5RFJSX90
88514	G34212-0808	8C5-8RFJSX90
88515	G34212-1010	10C5-10RFJSX90
88521	G34213-0404	4C5-4RFJSX90L
88522	G34213-0505	5C5-5RFJSX90L
88524	G34213-0808	8C5-8RFJSX90L
88525	G34213-1010	10C5-10RFJSX90L

EQUIPMENT
HOSE/CPLG. SELECTION
TECH. DATA
EXT. & VERY HIGH PRESS. HOSE
GS CPLGS.
PCM CPLGS.
PCS CPLGS.
HIGH & MED. PRESS. HOSE
MEGACRIMP® CPLGS.
PC CPLGS.
FIELD ATTACHABLE CPLGS.
AIR BRAKE HOSE & CPLGS.
MEGATECH™ C5 HOSE & CPLGS.
LOW PRESS. HOSE & CPLGS.
C14 HOSE & CPLGS.
POLARSEAL® HOSE & CPLGS.
PWR. STG. HOSE & CPLGS.
THERMO-PLASTIC HOSE & CPLGS.
ADAPTERS
QUICK DISCONNECT CPLGS.
ACCESSORIES & ASSORT-MENTS
PART NUMBER INDEXES



Gates Regional Offices, Warehouses and Manufacturing Facilities Serve the World



World Headquarters

Gates Corporation
1551 Wewatta St., P.O. Box 5887
Denver, Colorado 80217-5887
Tel: (800) 366-3128

For Export, Contact
Gates InterAmerica
Tel: (954) 926-4568

United States Facilities

Regional Industrial General Market Sales Offices

Dallas, Texas 75238
11090 Grader St.
Tel: (214) 342-9979

Denver, Colorado 80217
P.O. Box 5887
Tel: (303) 744-5150

Indianapolis, Indiana 46208
3951 N. Meridian, Suite 220
Tel: (317) 920-7994

Urbandale, Iowa 50322
2956 99th Street
Tel : (303) 744-5672

Regional Automotive Sales Offices

Churchville, Pennsylvania 18966
12 Lydia Ave.
Tel: (215) 357-6204

Grand Prairie, Texas 75050
2100 Highway 360 #500A
Tel: (972) 623-0074

Lithonia, Georgia 30058
6500 Marbut Road
Tel: (770) 484-3250

Menifee, California 92584
28241 Summit Rose
Tel: (909) 246-1680

Salt Lake City, Utah 84109
3583 Mardonna Way
Tel: (801) 277-8113

Willowbrook, Illinois 60527
7654 Plaza Court
Tel: (630) 920-5955

Wooster, Ohio 44691
365 Riffel Road, Suite D
Tel: (330) 345-7156

Regional CARQUEST Sales Offices

Burnt Hills, New York 12027
105 Lake Hill Road
Tel: (518) 399-6307

Denver, Colorado 80202
1551 Wewatta St.
Tel: (303) 744-5418

Edina, Minnesota 55439
7400 Metro Blvd, Suite 420
Tel: (952) 831-0662

Manufacturing

Boone, Iowa
Chambersburg, Pennsylvania
Charleston, Missouri
Elizabethtown, Kentucky
Galesburg, Illinois
Iola, Kansas
Jefferson, North Carolina
Moncks Corner, South Carolina
Poplar Bluff, Missouri
Red Bay, Alabama
Rockford, Illinois
Siloam Springs, Arkansas
Versailles, Missouri

Distribution & Service Centers

Dallas, Texas
Florence, Kentucky
Iola, Kansas
Lithonia, Georgia
Los Angeles, California
Portland, Oregon
West Valley City, Utah

Commissioned Warehouses

Great Bend, Kansas
Houston, Texas
Oklahoma City, Oklahoma
Wooster, Ohio

Worldwide Affiliates

Gates Argentina
Irala 345 (1163)
Buenos Aires, Argentina
Tel: 54-1-307-5050

Gates Australia Pty. Ltd.
1-15 Hydrive Close
Dandenong South, Victoria
Australia, 3175
Tel: 61-3-9797-9666

Gates Canada, Inc.
225 Henry Street, Building 8
Brantford, Ontario
N3S 7R4, Canada
Tel: 519-759-4141

Gates Do Brasil
Av Santa Maria, 600
12328-320
Jacarei-SP, Brazil
Tel: 55-12-3954-5477

Gates EMB Hydraulics
3F 155 Jindian Road
Jinqiao Industry Zone
Pudong, Shanghai 201208 PR China
Tel: 86-21-50-89-44-00

Gates Europe, N.V.
30, Dr. Carlierlaan
9320 Eredebodegem, Aalst
Belgium
Tel: 32-53762711

Gates Fleximak
MO 0214/5 731B Street,
Jebel Ali Free Zone,
Jebel Ali, Dubai,
United Arab Emirates
Tel: 971-4-2858839

Gates Fluid Power Suzhou
West 4 Units B1 Building
Louzhong Road, North Area
Weiting Town
Suzhou Industrial Park
Tel: 086-512-6275-6625

Gates Hydraulics, Ltd.
Station Road
St. Neots
Huntingdon, Cambs.
PE19 1XA, England
Tel: 44-1480225000

**Gates Hydraulique S.A.
B.P. 14**
F-69881 Meyzieu-Cedex
France
Tel: 04-72-45-12-12

Gates India
Gates (India) Pvt. Ltd.
Village Sarsani, Lalru
District of Patiala-140501
Punjab, India
Tel: 91-1762-274054

Gates InterAmerica
3609 North 29th Ave
Hollywood, Florida 33020 U.S.A.
Tel: 954-926-4568

Gates Jakarta
Ariobimo Sentral 4th Floor Unit 426
J1, H.R. Rasuna Said Kav
X-2 No. 5
Jakarta 12950 Indonesia
Tel: 6221-527-0721

Gates Korea, Co. Ltd.
29-195 Bonri-Ri
Nongong-Myon, Dalsung-Gun
Taegu Metropolitan City, Korea
Tel: 82-53-610-6100

Gates Rubber Co. (S) Pte. Ltd.
No. 1 Changi South Street 3
Singapore 486477
Tel: 65-6347-1888

Gates Rubber de Mexico
Cerrada de Galeana No. 5
Fracc. Industrial La Loma
54060 Tlalnepantla
Edo de Mexico, Mexico
Tel: 52-5-3332700

Gates Unitta Asia
No. 4-26, 4 Chome
Sakaguragawa, Naniwa-Ku
Osaka-Shi 556-0022
Japan
Tel: 81-66-563-1266

Gates Unitta (Thailand) Co. Ltd.
Eastern Seaboard Industrial Estate
64/86 Moo4 T. Pluakdang A. Pluakdang
Rayang 21140, Thailand
Tel: 66-38-954-361

Unitta Co. Ltd.
172 Ikezawa - Cho
Yamatokoriyama
Nara, 639-11
Japan
Tel: 81-743-561-361

Additional Worldwide Sales Offices

Langenfeld, Germany
Louvres, France
Lyon, France
Milan, Italy



The World's Most Trusted Name in Belts, Hose and Hydraulics.

www.gates.com



A Tomkins Company

The World's Most Trusted Name in Belts, Hose and Hydraulics.

World Headquarters

1551 Wewatta Street
P.O. Box 5887
Denver, CO 80217-5887 U.S.A.
Tel: 800-366-3128
Fax: 303-744-4499

Gates Canada, Inc.

225 Henry Street, Building 8
Brantford, Ontario
N3S 7R4, Canada
Tel: 519-759-4141
Fax: 519-759-4567

Latin America Operations

Gates InterAmerica
3609 North 29th Ave.
Hollywood, FL 33020 U.S.A.
Tel: 954-926-4568
Fax: 954-926-8024

For a complete listing of Gates facilities and affiliates, see inside back cover.

Your local distributor:

2007 Edition
Supersedes 2004 Edition
431-2080 (Automotive)
35093 (Industrial)
C-400 (Canada)
494-0976 (InterAmerica)