

HYDRAULIC HOSES

FlexIT 017



 **intertraco**



HYDRAULIC HOSES

FlexIT 017

© Intertraco (Italia) S.p.A.

Flexible Hoses Catalogue - **GSIHFX170** - March 2017

The data reported in this catalogue are not binding.
Intertraco (Italia) S.p.A. reserves the right to change specifications without notice.

WARNING



Intertraco products are part of an engineered system which must be assembled and used in accordance with Intertraco instructions and limitations.



Intertraco hoses must be used in accordance with the international standards SAE, ISO, EN, DIN, BS, UNI. Any other use is strictly prohibited.

Intertraco Hose Assemblies, covered by DNV, Lloyd and ABS certifications, must be used in accordance with these standards. Any other use is strictly prohibited.



Failure to follow Intertraco instructions and limitations could lead to premature hose or hose assemblies failures resulting in property damage, serious injury or death.



Intertraco's limited warranty shall apply only if the customer uses hose and couplings specifically engineered and produced to Intertraco process specifications.



Intertraco disclaims any responsibility or liability for any hose assemblies not produced from genuine Intertraco hose and couplings, in conformance with Intertraco process specifications for each specific hose assembly.



Intertraco does not identify all the end users of its products so that cannot distribute to these end users the product safety and use information.

Therefore, we must rely on the sellers and distributors of Intertraco products to provide a copy of this warning and precautions to all the end users.



It is not allowed to select or use hose and couplings without reading this warning, the precautions on page 31 and the specific instructions contained into hose data sheets.



When selecting a compatible fitting series please always make reference to the Intertraco hose and fittings compatibility chart and assembling instructions.

Index

HOSES			
HOSE TYPE	HOSE STANDARD	DESCRIPTION	PAGE
FlexIT 1T	EN 853 1SN - SAE 100 R1AT	One wire braid hose	6
FlexIT 2T	EN 853 2SN - SAE 100 R2AT	Two wire braid hose	7
FlexIT HT1	EN 853 1SN - SAE 100 R1AT	One wire braid high temperature hose	8
FlexIT HT2	EN 853 2SN - SAE 100 R2AT	Two wire braid high temperature hose	9
FlexIT SC117	EN 857 1SC (all sizes) SAE 100 R17 (sizes -04 -05 -06 -08)	One wire braid compact hose	10
FlexIT SK117	Meets or Exceeds: EN 857 1SC (all sizes) SAE 100 R17 (sizes 04 -05 -06 -08)	One wire braid compact hose	11
FlexIT SK142	-	One wire braid compact hose	12
FlexIT SC216	EN 857 2SC - SAE 100 R16	Two wire braid compact hose	13
FlexIT SK216	Exceeds: EN 857 2SC (all sizes) SAE 100 R17 (sizes 10 -12 -16)	Two wire braid compact hose	14
FlexIT JF10K	High pressure for Jack applications	Two wire braid compact hose	15
FlexIT 3T	Forestry Hose	Three wire braid compact hose	16
FlexIT PT	Pilot Hose	One wire braid hose	17
FlexIT R5	SAE 100 R5	One textile and one wire braid hose	18
FlexIT R4	SAE 100 R4	One helical wire and two textile braid hose	19
FlexIT R4	SAE 100 R4	<i>HIGH FLEXIBILITY - HALF BEND RADIUS</i> One helical wire and two textile braid hose	20
FlexIT EZ-Lock	SAE 100 R6	Push-on hose	21
FlexIT T7	Meets or Exceeds EN 855 R7 and SAE 100 R7	Two textile braid hose	22
FlexIT T14	PTFE	One wire braid hose	23
FlexIT SHP	EN 856 4SP - Exceeds SAE 100 R12	Four wire spiral hose	24
FlexIT H4	EN 856 4SH	Four wire spiral hose	25
FlexIT 5000	EN 856 R13 - SAE 100 R13	Four or six wire spiral hose	26
FlexIT 6000	SAE 100 R15 - Exceeds SAE 100 R13	Four or six wire spiral hose	27
FlexIT JW1K	Jet Wash Hose	One wire braid hose	28
FlexIT JW2K	Jet Wash Hose	Two wire braid hose	29
FlexIT WB	Waterblast Hose	Four or six wire spiral hose	30
CHARTS AND OTHER INFORMATIONS			
DESCRIPTION			PAGE
Wire braid and spiral hose range and sizes			4
Hose selection chart by max working pressure			5
Precautions			31
Selecting hose size by flow capacity			32
Chemical compatibility chart for flexit rubber hoses			33
Correct hose assembly installation			35

Wire Braid and Spiral Hose Range and Sizes

INTERTRACO WIRE BRAID HOSE RANGE

Intertraco hose type	Hose standard	Ø mm	3	5	6	8	10	12	16	19	25	31	38	51	63	76	102
		Ø inch	1/8"	3/16"	1/4"	5/16"	3/8"	1/2"	5/8"	3/4"	1"	1 1/4"	1 1/2"	2"	2 1/2"	3"	4"
		size	-02	-03	-04	-05	-06	-08	-10	-12	-16	-20	-24	-32	-40	-48	-64
FlexIT 1T	EN 853 1SN				◆	◆	◆	◆	◆	◆	◆	◆	◆	◆	◆	◆	
FlexIT 2T	EN 853 2SN				◆	◆	◆	◆	◆	◆	◆	◆	◆	◆	◆	◆	
FlexIT HT1	EN 853 1SN				◆	◆	◆	◆	◆	◆	◆	◆	◆	◆			
FlexIT HT2	EN 853 2SN				◆	◆	◆	◆	◆	◆	◆	◆	◆	◆			
FlexIT SC117	EN 857 1SC				◆	◆	◆	◆	◆	◆							
FlexIT SK117	EN 857 1SC				◆	◆	◆	◆	◆	◆	◆						
FlexIT SK142	-				◆	◆	◆	◆									
FlexIT SC216	EN 857 2SC				◆	◆	◆	◆	◆	◆	◆				◆	◆	
FlexIT SK216	-				◆	◆	◆	◆	◆	◆	◆						
FlexIT JF10K	-				◆		◆										
FlexIT 3T	-						◆	◆		◆	◆						
FlexIT PT	-			◆	◆	◆	◆	◆									
FlexIT R5*	SAE 100 R5			R-04	R-05	R-06	R-08 (13/32")	R-10	R-12	R-16 (7/8")		R-20 (1 1/8")	R-24 (1 3/8")	R-32 (1 3/16")			
FlexIT R4	SAE 100 R4									◆	◆	◆	◆	◆	◆	◆	◆
FlexIT EZ-Lock	SAE 100 R6				◆	◆	◆	◆	◆	◆	◆						
FlexIT T7	SAE 100 R7			◆	◆	◆	◆	◆	◆	◆	◆						
FlexIT T14	-		◆	◆	◆	◆	◆	◆	◆	◆	◆						
FlexIT JW1K					◆	◆	◆	◆									
FlexIT JW2K					◆	◆	◆	◆									

* R5 hoses follow different nominal bore.

INTERTRACO WIRE SPIRAL HOSE RANGE

Intertraco hose type	Hose standard	Ø mm	6	10	12	16	19	25	31	38	51	63
		Ø inch	1/4"	3/8"	1/2"	5/8"	3/4"	1"	1 1/4"	1 1/2"	2"	2 1/2"
		size	-04	-06	-08	-10	-12	-16	-20	-24	-32	-40
FlexIT SHP	-		◆	◆	◆	◆	◆	◆	◆	◆	◆	
FlexIT H4	EN 856 4SH						◆	◆	◆	◆	◆	
FlexIT 5000	SAE 100 R13						◆	◆	◆	◆	◆	◆
FlexIT 6000	SAE 100 R15						◆	◆	◆	◆	◆	
FlexIT WB1	-		◆	◆	◆		◆	◆				
FlexIT WB2	-			◆	◆		◆					
FlexIT WB3	-			◆	◆		◆					

Hose selection chart by Max Working Pressure

BAR

Intertraco hose type			FlexIT 1T	FlexIT 2T	FlexIT SC117	FlexIT SK117	FlexIT SK142	FlexIT SC216	FlexIT SK216	FlexIT JF10K	FlexIT 3T	FlexIT PT	FlexIT SHP	FlexIT H4	FlexIT 5000	FlexIT 6000
Hose standard			EN 853 1SN	EN 853 2SN	EN 857 1SC	EN 857 1SC	-	EN 857 2SC	-	-	-	-	-	EN 856 4SH	SAE 100 R13	SAE 100 R15
Ø mm	Ø inch	Size														
5	3/16"	-03										125				
6	1/4"	-04	225	400	225	290	345	400	450	700		125	450			
8	5/16"	-05	215	350	215	250	295	350	420			125				
10	3/8"	-06	180	330	210	230	275	350	385	700	500	125	450			
12	1/2"	-08	160	275	210	210	240	275	345		470	125	420			
16	5/8"	-10	130	250	130	130		250	290				350			
19	3/4"	-12	105	215	105	105		250	280		375		350	420	350	420
25	1"	-16	88	165		88		165	230		310		320	380	350	420
31	1 1/4"	-20	63	125		100			175				210	350	350	420
38	1 1/2"	-24	50	90									210	300	350	420
51	2"	-32	40	80									210	250	350	420
63	2 1/2"	-40	40	69				70							350	
76	3"	-48	35	50				70								

PSI

Intertraco hose type			FlexIT 1T	FlexIT 2T	FlexIT SC117	FlexIT SK117	FlexIT SK142	FlexIT SC216	FlexIT SK216	FlexIT JF10K	FlexIT 3T	FlexIT PT	FlexIT SHP	FlexIT H4	FlexIT 5000	FlexIT 6000
Hose standard			EN 853 1SN	EN 853 2SN	EN 857 1SC	EN 857 1SC	-	EN 857 2SC	-	-	-	-	-	EN 856 4SH	SAE 100 R13	SAE 100 R15
Ø mm	Ø inch	Size														
5	3/16"	-03										1800				
6	1/4"	-04	3250	5800	3265	4200	5000	5800	6500	10000		1800	6500			
8	5/16"	-05	3100	5000	3100	3600	4300	5000	6000			1800				
10	3/8"	-06	2600	4800	3000	3300	4000	5000	5500	10000	7200	1800	6500			
12	1/2"	-08	2300	4000	3000	3000	3500	4000	5000		6800	1800	6000			
16	5/8"	-10	1900	3600	1900	1900		3600	4200				5000			
19	3/4"	-12	1500	3100	1500	1500		3600	4000		5400		5000	6000	5000	6000
25	1"	-16	1250	2400		1250		2400	3300		4500		4600	5500	5000	6000
31	1 1/4"	-20	920	1800		1430			2540				3000	5000	5000	6000
38	1 1/2"	-24	725	1300									3000	4300	5000	6000
51	2"	-32	580	1150									3000	3600	5000	6000
63	2 1/2"	-40	580	1000				1000							5000	
76	3"	-48	500	725				1000								


You can select hoses which meet or exceed a certain Isobaric line by following the colour coding:

210 bar / 3000 psi		345 bar / 5000 psi	
275 bar / 4000 psi		420 bar / 6000 psi	

FlexIT 1T

ONE WIRE BRAID HOSE

EN 853 1SN - SAE 100 R1AT



Construction

- 1 - Synthetic rubber tube;
- 2 - One high tensile steel wire braid;
- 3 - Synthetic rubber cover, MSHA flame retardant approved;

Application

Hydraulic oils, both mineral and biological;
Polyglycol base oils, water/oil emulsions and water.

Temperature range

Hydraulic oils: -40°C to +100°C (-40°F to +212°F)
occasional peaks up to +125°C (+250°F);
Polyglycol base oils, water-oil emulsions and water:
up to +85°C (+185°F).

HOSE TYPE	Ø HOSE			REINFORCEMENT DIAMETER		OUTSIDE DIAMETER		WORKING PRESSURE		BURST PRESSURE		BEND RADIUS		WEIGHT	
	DN	INCH	SIZE	[mm]	[in]	[mm]	[in]	[bar]	[psi]	[bar]	[psi]	[mm]	[in]	[kg/m]	[lb/ft]
1SN-04	6	1/4"	04	11,1	0,437	13,2	0,520	225	3250	900	13000	100	3,94	0,21	0,14
1SN-05	8	5/16"	05	12,7	0,500	14,5	0,571	215	3100	860	12400	115	4,53	0,24	0,16
1SN-06	10	3/8"	06	15,1	0,594	17,2	0,677	180	2600	720	10400	125	4,92	0,33	0,22
1SN-08	12	1/2"	08	18,0	0,709	20,4	0,803	160	2300	640	9200	180	7,09	0,41	0,28
1SN-10	16	5/8"	10	21,2	0,835	23,5	0,925	130	1900	520	7600	200	7,87	0,45	0,30
1SN-12	19	3/4"	12	25,2	0,992	27,5	1,083	105	1500	420	6000	240	9,45	0,58	0,39
1SN-16	25	1"	16	33,1	1,303	35,4	1,394	88	1250	352	5000	300	11,81	0,88	0,59
1SN-20	31	1.1/4"	20	40,2	1,583	43,5	1,713	63	920	252	3680	420	16,54	1,23	0,83
1SN-24	38	1.1/2"	24	46,7	1,839	50	1,969	50	725	200	2900	500	19,69	1,51	1,01
1SN-32	51	2"	32	60,2	2,370	63,6	2,504	40	580	160	2320	630	24,80	1,97	1,32
1SN-40	63	2.1/2"	40	73	2,874	76,5	3,012	40	580	160	2320	760	29,92	2,54	1,71
1SN-48	76	3"	48	85	3,346	88,5	3,484	35	500	140	2000	900	35,43	2,71	1,82

COMPATIBILITY CHART BETWEEN THIS HOSE AND INTERTRACO APPROVED FITTINGS*

FlexIT 1T	-03	-04	-05	-06	-08	-10	-12	-16	-20	-24	-32	-40	-48
1 Piece 	No-skive: K series												
	No-skive: J series												
2 Piece 	No-skive: B insert + SN03T ferrule												
	No-skive: B insert + SCX0T ferrule												
	Ext-skive: B insert + S0210 ferrule												


* For fittings details please make reference to Intertraco fittings catalogues.

** Please refer to our crimping chart for more detailed application data.

FlexIT 2T

TWO WIRE BRAID HOSE

EN 853 2SN - SAE 100 R2AT



Construction

- 1 - Synthetic rubber tube;
- 2 - Two high tensile steel wire braids;
- 3 - Synthetic rubber cover, MSHA flame retardant approved;

Application

Hydraulic oils, both mineral and biological;
Polyglycol base oils, water/oil emulsions and water.

Temperature range

Hydraulic oils: -40°C to +100°C (-40°F to +212°F)
occasional peaks up to +125°C (+250°F);
Polyglycol base oils, water-oil emulsions and water:
up to +85°C (+185°F).

HOSE TYPE	Ø HOSE			REINFORCEMENT DIAMETER		OUTSIDE DIAMETER		WORKING PRESSURE		BURST PRESSURE		BEND RADIUS		WEIGHT	
	DN	INCH	SIZE	[mm]	[in]	[mm]	[in]	[bar]	[psi]	[bar]	[psi]	[mm]	[in]	[kg/m]	[lb/ft]
2SN-04	6	1/4"	04	12,7	0,500	15,0	0,591	400	5800	1600	23200	100	3,94	0,33	0,22
2SN-05	8	5/16"	05	14,3	0,563	16,4	0,646	350	5000	1400	20000	115	4,53	0,39	0,26
2SN-06	10	3/8"	06	16,7	0,657	18,8	0,740	330	4800	1320	19200	125	4,92	0,50	0,34
2SN-08	12	1/2"	08	19,8	0,780	22,2	0,874	275	4000	1100	16000	180	7,09	0,59	0,40
2SN-10	16	5/8"	10	23,0	0,906	25,2	0,992	250	3600	1000	14400	200	7,87	0,71	0,48
2SN-12	19	3/4"	12	27,0	1,063	29,3	1,154	215	3100	860	12400	240	9,45	0,86	0,58
2SN-16	25	1"	16	34,9	1,374	37,2	1,465	165	2400	660	9600	300	11,81	1,28	0,86
2SN-20	31	1.1/4"	20	44,5	1,752	47,3	1,862	125	1800	500	7200	420	16,54	2,02	1,36
2SN-24	38	1.1/2"	24	50,8	2,000	53,7	2,114	90	1300	360	5200	500	19,69	2,23	1,50
2SN-32	51	2"	32	63,5	2,500	66,7	2,626	80	1150	320	4600	630	24,80	2,85	1,92
2SN-40	63	2.1/2"	40	75,8	2,984	79,3	3,122	69	1000	276	4000	760	29,92	3,81	2,56
2SN-48	76	3"	48	87,8	3,457	91,3	3,594	50	725	200	2900	900	35,43	4,04	2,71

COMPATIBILITY CHART BETWEEN THIS HOSE AND INTERTRACO APPROVED FITTINGS*

FlexIT 2T	-03	-04	-05	-06	-08	-10	-12	-16	-20	-24	-32	-40	-48
1 Piece 	No-skive: K series												
									No-skive: J series				
2 Piece 	No-skive: B insert + SN03T ferrule												
	Ext-skive: B insert + S0420 ferrule												

* For fittings details please make reference to Intertraco fittings catalogues.

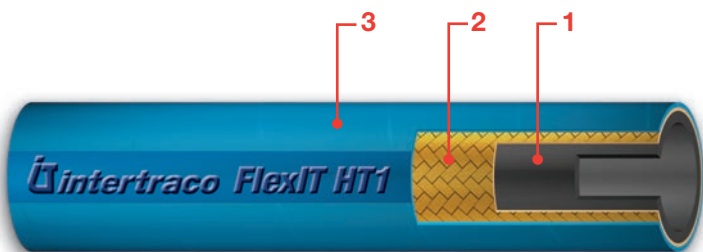
** Please refer to our crimping chart for more detailed application data.

FlexIT HT1

ONE WIRE BRAID HIGH TEMPERATURE HOSE

EN 853 1SN - SAE 100 R1AT

+135 °C / +275 °F



Construction

- 1 - Synthetic rubber tube;
- 2 - One high tensile steel wire braid;
- 3 - Blue synthetic rubber cover, MSHA flame retardant approved.

Application

High temperature hose;
Hydraulic oils, both mineral and biological;
Polyglycol base oils, water-oil emulsions and water.

Temperature range

Hydraulic oils: -40°C to +135°C (-40°F to +275°F)
occasional peaks up to +150°C (+302°F);
Polyglycol base oils, water-oil emulsions and water:
up to +85°C (+185°F).

HOSE TYPE	Ø HOSE			REINFORCEMENT DIAMETER		OUTSIDE DIAMETER		WORKING PRESSURE		BURST PRESSURE		BEND RADIUS		WEIGHT	
	DN	INCH	SIZE	[mm]	[in]	[mm]	[in]	[bar]	[psi]	[bar]	[psi]	[mm]	[in]	[kg/m]	[lb/ft]
HT1-04	6	1/4"	04	11,1	0,437	13,2	0,520	225	3250	900	13000	100	3,94	0,21	0,14
HT1-05	8	5/16"	05	12,7	0,500	14,5	0,571	215	3100	860	12400	115	4,53	0,24	0,16
HT1-06	10	3/8"	06	15,1	0,594	17,2	0,677	180	2600	720	10400	125	4,92	0,33	0,22
HT1-08	12	1/2"	08	18,0	0,709	20,4	0,803	160	2300	640	9200	180	7,09	0,41	0,28
HT1-10	16	5/8"	10	21,2	0,835	23,5	0,925	130	1900	520	7600	200	7,87	0,45	0,30
HT1-12	19	3/4"	12	25,2	0,992	27,5	1,083	105	1500	420	6000	240	9,45	0,58	0,39
HT1-16	25	1"	16	33,1	1,303	35,4	1,394	88	1250	352	5000	300	11,81	0,88	0,59
HT1-20	31	1.1/4"	20	40,2	1,583	43,5	1,713	63	920	252	3680	420	16,54	1,23	0,83
HT1-24	38	1.1/2"	24	46,7	1,839	50	1,969	50	725	200	2900	500	19,69	1,51	1,01
HT1-32	51	2"	32	60,2	2,370	63,6	2,504	40	580	160	2320	630	24,80	1,97	1,32

COMPATIBILITY CHART BETWEEN THIS HOSE AND INTERTRACO APPROVED FITTINGS*

FlexIT HT1	-03	-04	-05	-06	-08	-10	-12	-16	-20	-24	-32
1 Piece 	No-skive: K series										
	No-skive: J series										
2 Piece 	No-skive: B insert + SN03T ferrule										
	Ext-skive: B insert + S0210 ferrule										

* For fittings details please make reference to Intertraco fittings catalogues.


** Please refer to our crimping chart for more detailed application data.

FlexIT HT2

TWO WIRE BRAID HIGH TEMPERATURE HOSE

EN 853 2SN - SAE 100 R2AT

+135 °C / +275 °F



Construction

- 1 - Synthetic rubber tube;
- 2 - Two high tensile steel wire braids;
- 3 - Blue synthetic rubber cover, MSHA flame retardant approved.

Application

High temperature hose;
Hydraulic oils, both mineral and biological;
Polyglycol base oils, water-oil emulsions and water.

Temperature range

Hydraulic oils: -40°C to +135°C (-40°F to +275°F)
occasional peaks up to +150°C (+302°F);
Polyglycol base oils, water-oil emulsions and water:
up to +85°C (+185°F).

HOSE TYPE	Ø HOSE			REINFORCEMENT DIAMETER		OUTSIDE DIAMETER		WORKING PRESSURE		BURST PRESSURE		BEND RADIUS		WEIGHT	
	DN	INCH	SIZE	[mm]	[in]	[mm]	[in]	[bar]	[psi]	[bar]	[psi]	[mm]	[in]	[kg/m]	[lb/ft]
HT2-04	6	1/4"	04	12,7	0,500	15,0	0,591	400	5800	1600	23200	100	3,94	0,33	0,22
HT2-05	8	5/16"	05	14,3	0,563	16,4	0,646	350	5000	1400	20000	115	4,53	0,39	0,26
HT2-06	10	3/8"	06	16,7	0,657	18,8	0,740	330	4800	1320	19200	125	4,92	0,50	0,34
HT2-08	12	1/2"	08	19,8	0,780	22,2	0,874	275	4000	1100	16000	180	7,09	0,59	0,40
HT2-10	16	5/8"	10	23,0	0,906	25,2	0,992	250	3600	1000	14400	200	7,87	0,71	0,48
HT2-12	19	3/4"	12	27,0	1,063	29,3	1,154	215	3100	860	12400	240	9,45	0,86	0,58
HT2-16	25	1"	16	34,9	1,374	37,2	1,465	165	2400	660	9600	300	11,81	1,28	0,86
HT2-20	31	1.1/4"	20	44,5	1,752	47,3	1,862	125	1800	500	7200	420	16,54	2,02	1,36
HT2-24	38	1.1/2"	24	50,8	2,000	53,7	2,114	90	1300	360	5200	500	19,69	2,23	1,50
HT2-32	51	2"	32	63,5	2,500	66,7	2,626	80	1150	320	4600	630	24,80	2,85	1,92

COMPATIBILITY CHART BETWEEN THIS HOSE AND INTERTRACO APPROVED FITTINGS*

FlexIT HT2	-03	-04	-05	-06	-08	-10	-12	-16	-20	-24	-32
1 Piece 	No-skive: K series										
	No-skive: J series										
2 Piece 	Ext-skive: B insert + SN03T ferrule										
	Ext-skive: B insert + SCX0T ferrule										
	Ext-skive: B insert + S0420 ferrule										

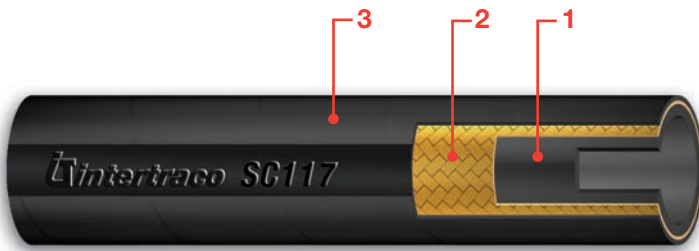
* For fittings details please make reference to Intertraco fittings catalogues.

** Please refer to our crimping chart for more detailed application data.

FlexIT SC117

ONE WIRE BRAID COMPACT HOSE

EN 857 1SC, ALL SIZES - SAE 100 R17, SIZES 04 -05 -06 -08



Construction

- 1 - Synthetic rubber tube;
- 2 - One high tensile steel wire braid;
- 3 - Synthetic rubber cover MSHA flame retardant approved;

Application



Hydraulic oils, both mineral and biological;
Polyglycol base oils, water-oil emulsions and water.

Temperature range

Hydraulic oils: -40°C to +100°C (-40°F to +212°F);
occasional peaks up to +125°C (+250°F);
Polyglycol base oils, water-oil emulsions and water:
up to +85°C (+185°F).

HOSE TYPE	Ø HOSE			MEDIUM REINFORCEMENT DIAMETER		MAX OUTSIDE DIAMETER		WORKING PRESSURE		BURST PRESSURE		BEND RADIUS		WEIGHT	
	DN	INCH	SIZE	[mm]	[in]	[mm]	[in]	[bar]	[psi]	[bar]	[psi]	[mm]	[in]	[kg/m]	[lb/ft]
SC117-04	6	1/4"	04	9,9	0,390	12,2	0,480	225	3265	900	13060	75	2,95	0,16	0,11
SC117-05	8	5/16"	05	11,7	0,461	14,0	0,551	215	3100	860	12400	85	3,35	0,21	0,14
SC117-06	10	3/8"	06	13,4	0,528	16,4	0,646	210	3000	840	12000	65	2,56	0,27	0,18
SC117-08	12	1/2"	08	17,1	0,673	20,0	0,787	210	3000	840	12000	90	3,54	0,39	0,26
SC117-10	16	5/8"	10	20,3	0,799	22,7	0,894	130	1900	520	7600	150	5,91	0,39	0,26
SC117-12	19	3/4"	12	23,9	0,941	26,5	1,043	105	1500	420	6000	180	7,09	0,50	0,34

COMPATIBILITY CHART BETWEEN THIS HOSE AND INTERTRACO APPROVED FITTINGS*

FlexIT SC117	-03	-04	-05	-06	-08	-10	-12	-16	-20	-24	-32
1 Piece 		No-skive: K series									
2 Piece 		No-skive: B insert + SCX0T ferrule									

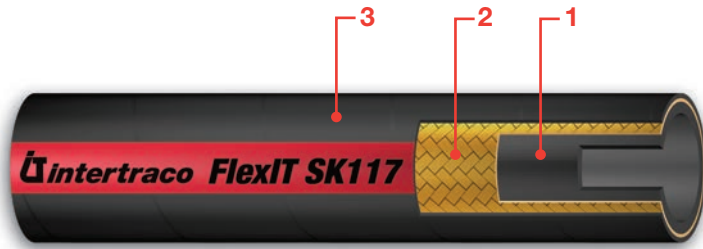
* For fittings details please make reference to Intertraco fittings catalogues.

** Please refer to our crimping chart for more detailed application data.

FlexIT SK117

ONE WIRE BRAID COMPACT HOSE

MEETS OR EXCEEDS: EN 857 1SC, ALL SIZES - SAE 100 R17, SIZES 04 -05 -06 -08



Construction

- 1 - Synthetic rubber tube;
- 2 - One high tensile steel wire braid;
- 3 - Synthetic rubber cover MSHA flame retardant approved;

Application

Hydraulic oils, both mineral and biological;
Polyglycol base oils, water-oil emulsions and water.

Temperature range

Hydraulic oils: -40°C to +100°C (-40°F to +212°F),
occasional peaks up to +125°C (+250°F);
Polyglycol base oils, water-oil emulsions and water:
up to +85°C (+185°F).

HOSE TYPE	Ø HOSE			MEDIUM REINFORCEMENT DIAMETER		MAX OUTSIDE DIAMETER		WORKING PRESSURE		BURST PRESSURE		BEND RADIUS		WEIGHT	
	DN	INCH	SIZE	[mm]	[in]	[mm]	[in]	[bar]	[psi]	[bar]	[psi]	[mm]	[in]	[kg/m]	[lb/ft]
SK117-04	6	1/4"	04	10,4	0,409	12,7	0,500	290	4200	1160	16800	40	1,57	0,18	0,12
SK117-05	8	5/16"	05	11,5	0,453	14,2	0,559	250	3600	1000	14400	55	2,17	0,21	0,14
SK117-06	10	3/8"	06	13,6	0,535	16,6	0,654	230	3300	920	13200	65	2,56	0,28	0,18
SK117-08	12	1/2"	08	17,4	0,685	20,0	0,787	210	3000	840	12000	90	3,54	0,36	0,24
SK117-10	16	5/8"	10	20,4	0,803	23,0	0,906	130	1900	520	7600	150	5,91	0,41	0,28
SK117-12	19	3/4"	12	23,8	0,937	26,7	1,051	105	1500	420	6000	180	7,09	0,52	0,35
SK117-16	25	1"	16	31,3	1,232	34,0	1,339	88	1250	352	5000	230	9,06	0,78	0,52
SK117-20*	31	1.1/4"	20	40,2	1,583	44,6	1,756	100	1430	400	5800	300	11,81	1,28	0,85

* For crimping information, please refer to our separate specific crimping chart.

SK117 L: HARC antiabrasion cover - cold temperature -50 °C / -58 °F

SK117 P: UHMPE antiabrasion cover

COMPATIBILITY CHART BETWEEN THIS HOSE AND INTERTRACO APPROVED FITTINGS*

FlexIT SK117	-03	-04	-05	-06	-08	-10	-12	-16	-20	-24	-32
1 Piece 	No-skive: K series										
	No-skive: T series										
2 Piece 	No-skive: B insert + SCX0T ferrule										

** For fittings details please make reference to Intertraco fittings catalogues.

*** Please refer to our crimping chart for more detailed application data.

FlexIT SK142

ONE WIRE BRAID COMPACT HOSE



Construction

- 1 - Synthetic rubber tube;
- 2 - One high tensile steel wire braid;
- 3 - Synthetic rubber cover;

Application

Hydraulic oils, both mineral and biological;
Polyglycol base oils, water-oil emulsions and water.

Temperature range

Hydraulic oils: -40°C to +100°C (-40°F to +212°F);
Polyglycol base oils, water-oil emulsions and water:
up to +85°C (+185°F).

HOSE TYPE	Ø HOSE			MEDIUM REINFORCEMENT DIAMETER		MAX OUTSIDE DIAMETER		WORKING PRESSURE		BURST PRESSURE		BEND RADIUS		WEIGHT	
	DN	INCH	SIZE	[mm]	[in]	[mm]	[in]	[bar]	[psi]	[bar]	[psi]	[mm]	[in]	[kg/m]	[lb/ft]
SK142-04	6	1/4"	04	10,5	0,413	13,5	0,531	345	5000	1380	20000	51	2,01	0,18	0,12
SK142-05	8	5/16"	05	12,5	0,492	15,1	0,594	295	4300	1180	17200	57	2,24	0,27	0,18
SK142-06	10	3/8"	06	14,6	0,575	17,8	0,701	275	4000	1100	16000	63	2,48	0,28	0,18
SK142-08	12	1/2"	08	18,5	0,728	21,3	0,839	240	3500	960	14000	89	3,50	0,36	0,24

COMPATIBILITY CHART BETWEEN THIS HOSE AND INTERTRACO APPROVED FITTINGS*

FlexIT SK142	-03	-04	-05	-06	-08	-10	-12	-16	-20	-24	-32
1 Piece 		No-skive: K series									
2 Piece 		No-skive: B insert + SN03T ferrule									
		No-skive: B insert + SCX0T ferrule									

* For fittings details please make reference to Intertraco fittings catalogues.

** Please refer to our crimping chart for more detailed application data.

FlexIT SC216

TWO WIRE BRAID COMPACT HOSE

EN 857 2SC - SAE 100 R16



Construction

- 1 - Synthetic rubber tube;
- 2 - Two high tensile steel wire braids;
- 3 - Synthetic rubber cover MSHA flame retardant approved;

Application

Hydraulic oils, both mineral and biological;
Polyglycol base oils, water-oil emulsions and water.

Temperature range

Hydraulic oils: -40°C to +100°C (-40°F to +212°F)
occasional peaks up to +125°C (+250°F);
Polyglycol base oils, water-oil emulsions and water:
up to +85°C (+185°F).

HOSE TYPE	Ø HOSE			MEDIUM REINFORCEMENT DIAMETER		MAX OUTSIDE DIAMETER		WORKING PRESSURE		BURST PRESSURE		BEND RADIUS		WEIGHT	
	DN	INCH	SIZE	[mm]	[in]	[mm]	[in]	[bar]	[psi]	[bar]	[psi]	[mm]	[in]	[kg/m]	[lb/ft]
SC216-04	6	1/4"	04	11,2	0,441	13,8	0,543	400	5800	1600	23200	50	1,97	0,28	0,19
SC216-05	8	5/16"	05	12,7	0,500	15,4	0,606	350	5000	1400	20000	55	2,17	0,33	0,22
SC216-06*	10	3/8"	06	15,1	0,594	17,3	0,681	350	5000	1400	20000	65	2,56	0,42	0,28
SC216-08	12	1/2"	08	18,3	0,720	20,8	0,819	275	4000	1100	16000	90	3,54	0,52	0,35
SC216-10	16	5/8"	10	21,4	0,843	24,7	0,972	250	3600	1000	14400	100	3,94	0,61	0,41
SC216-12*	19	3/4"	12	25,4	1,000	28,6	1,126	250	3600	1000	14400	120	4,72	0,79	0,53
SC216-16	25	1"	16	33,4	1,315	36,6	1,441	165	2400	660	9600	150	5,91	1,10	0,74
SC216-40	63	2.1/2"	40	73,7	2,902	77,5	3,051	70	1000	280	4000	760	29,92	3,3	2,22
SC216-48	76	3"	48	89,0	3,504	92,3	3,634	70	1000	280	4000	900	35,43	3,78	2,54

* II series

COMPATIBILITY CHART BETWEEN THIS HOSE AND INTERTRACO APPROVED FITTINGS*

FlexIT SC216	-03	-04	-05	-06	-08	-10	-12	-16	-20	-24	-32	-40	-48
1 Piece 	No-skive: K series												
	No-skive: J series												No-skive: J series
2 Piece 	No-skive: B insert + SN03T ferrule												No-skive: B + SN03T
	No-skive: B insert + SCX0T ferrule												
	Ext-skive: B insert + S0210 ferrule												

** For fittings details please make reference to Intertraco fittings catalogues.

*** Please refer to our crimping chart for more detailed application data.

FlexIT SK216

TWO WIRE BRAID COMPACT HOSE

EXCEEDS: EN 857 2SC, ALL SIZES - SAE 100 R17, SIZES 10 -12 -16



Construction

- 1 - Synthetic rubber tube;
- 2 - Two high tensile steel wire braids;
- 3 - Synthetic rubber cover MSHA flame retardant approved;

Application

Hydraulic oils, both mineral and biological;
Polyglycol base oils, water-oil emulsions and water.

Temperature range

Hydraulic oils: -40°C to +100°C (-40°F to +212°F)
occasional peaks up to +125°C (+250°F);
Polyglycol base oils, water-oil emulsions and water:
up to +85°C (+185°F).

HOSE TYPE	Ø HOSE			MEDIUM REINFORCEMENT DIAMETER		MAX OUTSIDE DIAMETER		WORKING PRESSURE		BURST PRESSURE		BEND RADIUS		WEIGHT	
	DN	INCH	SIZE	[mm]	[in]	[mm]	[in]	[bar]	[psi]	[bar]	[psi]	[mm]	[in]	[kg/m]	[lb/ft]
SK216-04	6	1/4"	04	11,5	0,453	13,8	0,543	450	6500	1800	26000	45	1,77	0,29	0,19
SK216-05	8	5/16"	05	13,0	0,512	15,6	0,614	420	6000	1680	24000	60	2,36	0,34	0,23
SK216-06	10	3/8"	06	15,0	0,591	17,8	0,701	385	5500	1540	22000	70	2,76	0,44	0,30
SK216-08	12	1/2"	08	18,8	0,740	21,4	0,843	345	5000	1380	20000	90	3,54	0,54	0,36
SK216-10	16	5/8"	10	21,6	0,850	24,4	0,961	290	4200	1160	16800	130	5,12	0,63	0,42
SK216-12	19	3/4"	12	25,7	1,010	28,5	1,122	280	4000	1120	16000	160	6,30	0,84	0,56
SK216-16	25	1"	16	34,1	1,341	36,6	1,441	230	3300	920	13200	240	9,45	1,35	0,91
SK216-20	31	1.1/4"	20	40,5	1,594	44,7	1,760	175	2540	700	10200	300	11,81	1,57	1,06

SK216 L: HARC antiabrasion cover - cold temperature -50 °C / -58 °F

SK216 A: Smooth finish cover

SK216 P: UHMPE antiabrasion cover

COMPATIBILITY CHART BETWEEN THIS HOSE AND INTERTRACO APPROVED FITTINGS*

FlexIT SK216	-03	-04	-05	-06	-08	-10	-12	-16	-20	-24	-32
1 Piece 	No-skive: K series										
	No-skive: J series										
2 Piece 	No-skive: B insert + SN03T ferrule										
	No-skive: B insert + SCX0T ferrule										
	Ext-skive: B insert + S0210 ferrule										

* For fittings details please make reference to Intertraco fittings catalogues.

** Please refer to our crimping chart for more detailed application data.

FlexIT JF10K

TWO WIRE BRAID COMPACT HOSE

HIGH PRESSURE FOR JACK APPLICATIONS



Construction

- 1 - Synthetic rubber tube;
- 2 - Two high tensile steel wire braids;
- 3 - Synthetic rubber cover, MSHA flame retardant approved;

Application

Hydraulic oils, both mineral and biological; polyglycol base oils, water-oil emulsions, water.

Temperature range

-40°C to +100°C (-40°F to +212°F);

HOSE TYPE	Ø HOSE			REINFORCEMENT DIAMETER		MAX OUTSIDE DIAMETER		WORKING PRESSURE		BURST PRESSURE		BEND RADIUS		WEIGHT	
	DN	INCH	SIZE	[mm]	[in]	[mm]	[in]	[bar]	[psi]	[bar]	[psi]	[mm]	[in]	[kg/m]	[lb/ft]
JF10K-04	6	1/4"	04	11,5	0,453	13,8	0,543	700	10000	1400	20000	45	1,77	0,27	0,18
JF10K-06	10	3/8"	06	15,0	0,591	17,5	0,689	700	10000	1400	20000	70	2,76	0,39	0,26

COMPATIBILITY CHART BETWEEN THIS HOSE AND INTERTRACO APPROVED FITTINGS*

FlexIT JF10K	-03	-04	-06	-08	-10	-12	-16	-20	-24	-32
1 Piece 		No-skive: K series								
2 Piece 		No-skive: B insert + SN03T ferrule								


* For fittings details please make reference to Intertraco fittings catalogues.

** Please refer to our crimping chart for more detailed application data.

FlexIT 3T

THREE WIRE BRAID COMPACT HOSE

FORESTRY HOSE



Construction

- 1 - Synthetic rubber tube;
- 2 - Three high tensile steel wire braids;
- 3 - Synthetic rubber cover;

Application



Hydraulic oils, both mineral and biological; polyglycol base oils, water-oil emulsions, water.

Temperature range

Hydraulic oils: -40°C to +100°C (-40°F to +212°F)
occasional peaks up to +125°C (+250°F);
Polyglycol base oils, water-oil emulsions and water:
up to +85°C (+185°F).

HOSE TYPE	Ø HOSE			REINFORCEMENT DIAMETER		OUTSIDE DIAMETER		WORKING PRESSURE		BURST PRESSURE		BEND RADIUS		WEIGHT	
	DN	INCH	SIZE	[mm]	[in]	[mm]	[in]	[bar]	[psi]	[bar]	[psi]	[mm]	[in]	[kg/m]	[lb/ft]
3T-06	10	3/8"	06	17,0	0,669	19,2	0,756	500	7200	2000	28800	120	4,72	0,50	0,34
3T-08	12	1/2"	08	20,2	0,795	22,4	0,882	470	6800	1880	27200	160	6,30	0,60	0,40
3T-12	19	3/4"	12	27,3	1,075	29,5	1,161	375	5400	1500	21600	260	10,24	0,85	0,57
3T-16	25	1"	16	34,2	1,346	36,4	1,433	310	4500	1240	18000	310	12,20	1,40	0,94


COMPATIBILITY CHART BETWEEN THIS HOSE AND INTERTRACO APPROVED FITTINGS*

FlexIT 3T	-03	-04	-05	-06	-08	-12	-16	-20	-24	-32
1 Piece 				No-skive: J series						
2 Piece 				Ext-skive: B insert + S0420 ferrule						
				No-skive: B insert + S312T ferrule						

* For fittings details please make reference to Intertraco fittings catalogues.

** Please refer to our crimping chart for more detailed application data.

PILOT HOSE



Construction

- 1 - Synthetic rubber tube;
- 2 - One high tensile steel wire braid;
- 3 - Synthetic rubber cover, MSHA on request;

Application



Hydraulic oils, both mineral and biological;
Polyglycol base oils, water-oil emulsions and water.

Temperature range

Hydraulic oils: -40 °C to +100 °C (-40°F to +212°F);
Polyglycol base oils, water-oil emulsions and water:
up to +85°C (+185°F).

HOSE TYPE	Ø HOSE			REINFORCEMENT DIAMETER		OUTSIDE DIAMETER		WORKING PRESSURE		BURST PRESSURE		BEND RADIUS		WEIGHT	
	DN	INCH	SIZE	[mm]	[in]	[mm]	[in]	[bar]	[psi]	[bar]	[psi]	[mm]	[in]	[kg/m]	[lb/ft]
PT-03	5	3/16"	03	8,7	0,343	10,5	0,413	125	1800	500	7200	20	0,79	0,12	0,08
PT-04	6	1/4"	04	9,9	0,390	11,5	0,453	125	1800	500	7200	30	1,18	0,17	0,11
PT-05	8	5/16"	05	11,5	0,453	13,1	0,516	125	1800	500	7200	40	1,57	0,19	0,13
PT-06	10	3/8"	06	13,2	0,520	14,8	0,583	125	1800	500	7200	50	1,97	0,25	0,17
PT-08	12	1/2"	08	16,2	0,638	19,4	0,764	125	1800	500	7200	60	2,36	0,31	0,21

COMPATIBILITY CHART BETWEEN THIS HOSE AND INTERTRACO APPROVED FITTINGS*

FlexIT PT	-03	-04	-05	-06	-08	-10	-12	-16	-20	-24	-32
1 Piece 	No-skive: T series										
2 Piece 	No-skive: B insert + SCX0T ferrule										
	No-skive: B insert + S00TK ferrule										


* For fittings details please make reference to Intertraco fittings catalogues.

** Please refer to our crimping chart for more detailed application data.

FlexIT R5

ONE TEXTILE AND ONE WIRE BRAID HOSE

SAE 100 R5



Construction

- 1 - Synthetic rubber tube;
- 2 - One synthetic textile and one high tensile steel wire braid;
- 3 - Polyester textile braid cover;

Application

Hydraulic oils, both mineral and biological;
Polyglycol base oils, water-oil emulsions and water.


Temperature range

Hydraulic oils: -40°C to +100°C (-40°F to +212°F);
Polyglycol base oils, water-oil emulsions and water:
up to +85°C (+185°F).

HOSE TYPE	Ø HOSE			REINFORCEMENT DIAMETER		OUTSIDE DIAMETER		WORKING PRESSURE		BURST PRESSURE		BEND RADIUS		WEIGHT	
	DN	INCH	SIZE	[mm]	[in]	[mm]	[in]	[bar]	[psi]	[bar]	[psi]	[mm]	[in]	[kg/m]	[lb/ft]
R5-04	5	3/16"	04	11,3	0,445	12,9	0,508	210	3000	840	12000	75	2,95	0,25	0,17
R5-05	6	1/4"	05	12,9	0,508	14,5	0,571	210	3000	840	12000	85	3,35	0,29	0,19
R5-06	8	5/16"	06	15,2	0,598	16,8	0,661	155	2250	620	9000	100	3,94	0,36	0,24
R5-08	10	13/32"	08	17,5	0,689	19,1	0,752	140	2000	560	8000	115	4,53	0,42	0,28
R5-10	12	1/2"	10	21,3	0,839	22,9	0,902	122	1750	488	7000	140	5,51	0,57	0,38
R5-12	16	5/8"	12	25,5	1,004	27,1	1,067	105	1500	420	6000	165	6,50	0,71	0,47
R5-16	22	7/8"	16	29,2	1,150	30,8	1,213	56	800	224	3200	185	7,28	0,70	0,47
R5-20	28	1.1/8"	20	36,0	1,417	37,6	1,480	43	625	172	2500	230	9,06	0,925	0,62
R5-24	35	1.3/8"	24	42,8	1,685	44,4	1,748	35	500	140	2000	265	10,43	1,15	0,77
R5-32	46	1.13/16"	32	54,3	2,138	56,4	2,220	24	350	96	1400	335	13,19	1,39	0,93

FlexIT R5 HT: version for high temperature with blue cover +135°C / +275°F (only for hydraulic oils)

COMPATIBILITY CHART BETWEEN THIS HOSE AND INTERTRACO APPROVED FITTINGS*

FlexIT R5	-04	-05	-06	-08	-10	-12	-16	-20	-24	-32
	5	6	8	10	12	16	22	28	35	46
	3/16"	1/4"	5/16"	13/32"	1/2"	5/8"	7/8"	1 1/8"	1 3/8"	1 13/16"
1 Piece 	R04	R05	R06	R08	R10	R12	R16	R20	R24	R32
No-skive: R series										


* For fittings details please make reference to Intertraco fittings catalogues.

** Please refer to our crimping chart for more detailed application data.

FlexIT R4

ONE HELICAL WIRE AND TWO TEXTILE BRAID HOSE

SAE 100 R4



Construction

- 1 - Synthetic rubber tube;
- 2 - Helical wire between an inner and an outer textile braid;
- 3 - Synthetic rubber cover, MSHA flame retardant approved.

Application

Suction and return lines;
Hydraulic oils, both mineral and biological;
Polyglycol base oils, water-oil emulsions and water.

Temperature range

Hydraulic oils: -40°C to +100°C (-40°F to +212°F);
Polyglycol base oils, water-oil emulsions and water:
up to +85°C (+185°F).

HOSE TYPE	Ø HOSE			MAX OUTSIDE DIAMETER		VACUUM		WORKING PRESSURE		BURST PRESSURE		BEND RADIUS		WEIGHT	
	DN	INCH	SIZE	[mm]	[in]	[bar]	[inHg]	[bar]	[psi]	[bar]	[psi]	[mm]	[in]	[kg/m]	[lb/ft]
R4-12	19	3/4"	12	29	1,142	0,8	28	21	300	84	1200	95	3,74	0,60	0,40
R4-16	25	1"	16	35	1,378	0,8	28	17	250	68	1000	125	4,92	0,70	0,47
R4-20	31	1.1/4"	20	42	1,653	0,8	28	14	200	56	800	160	6,30	0,90	0,61
R4-24	38	1.1/2"	24	49	1,929	0,8	28	10	150	40	600	200	7,87	1,10	0,74
R4-32	51	2"	32	62	2,441	0,8	28	7	100	28	400	255	10,04	1,35	0,91
R4-40	63	2.1/2"	40	76	2,992	0,8	28	5	70	20	300	315	12,40	1,90	1,28
R4-48	76	3"	48	89	3,504	0,8	28	5	70	20	300	380	14,96	2,50	1,68
R4-64	102	4"	64	115	4,527	0,8	28	5	70	20	300	510	20,08	3,80	2,56

COMPATIBILITY CHART BETWEEN THIS HOSE AND INTERTRACO APPROVED FITTINGS*

FlexIT R4	-12	-16	-20	-24	-32	-40	-48	-64
1 Piece 	No-skive: K series		No-skive: J series					
2 Piece 	No-skive: ferrule B insert + SN03T		No-skive: ferrule B insert + S0420			No-skive: ferrule B insert + SN03T		


* For fittings details please make reference to Intertraco fittings catalogues.

** Please refer to our crimping chart for more detailed application data.

FlexIT R4 HIGH FLEXIBILITY - HALF BEND RADIUS

ONE HELICAL WIRE AND TWO TEXTILE BRAID HOSE

SAE 100 R4



Construction

- 1 - Synthetic rubber tube;
- 2 - Helical wire between an inner and an outer textile braid;
- 3 - Synthetic rubber cover, MSHA flame retardant approved.
- 4 - High flexibility. Half bend radius;

Application

Suction and return lines;
Hydraulic oils, both mineral and biological;
Polyglycol base oils, water-oil emulsions and water.

Temperature range

Hydraulic oils: -40°C to +100°C (-40°F to +212°F);
Polyglycol base oils, water-oil emulsions and water:
up to +85°C (+185°F).

HOSE TYPE	Ø HOSE			MAX OUTSIDE DIAMETER		VACUUM		WORKING PRESSURE		BURST PRESSURE		BEND RADIUS		WEIGHT	
	DN	INCH	SIZE	[mm]	[in]	[bar]	[inHg]	[bar]	[psi]	[bar]	[psi]	[mm]	[in]	[kg/m]	[lb/ft]
XF-R4-12	19	3/4"	12	29	1,142	0,8	28	21	300	84	1200	50	1,97	0,52	0,35
XF-R4-16	25	1"	16	35	1,378	0,8	28	17	250	68	1000	65	2,56	0,64	0,43
XF-R4-20	31	1.1/4"	20	42	1,653	0,8	28	14	200	56	800	85	3,35	0,82	0,55
XF-R4-24	38	1.1/2"	24	49	1,929	0,8	28	10	150	40	600	95	3,74	1,07	0,72
XF-R4-32	51	2"	32	62	2,441	0,8	28	7	100	28	400	135	5,31	1,54	1,04
XF-R4-40	63	2.1/2"	40	76	2,992	0,8	28	4	70	16	250	180	7,09	2,02	1,36
XF-R4-48	76	3"	48	89	3,504	0,8	28	4	70	16	250	225	8,86	2,50	1,69
XF-R4-64	102	4"	64	115	4,527	0,8	28	2	35	8	140	390	15,35	3,63	2,45

COMPATIBILITY CHART BETWEEN THIS HOSE AND INTERTRACO APPROVED FITTINGS*

FlexIT XF - R4	-12	-16	-20	-24	-32	-40	-48	-64
1 Piece 	No-skive: K series		No-skive: J series					
2 Piece 	No-skive: ferrule B insert + SN03T		No-skive: ferrule B insert + S0420			No-skive: ferrule B insert + SN03T		


* For fittings details please make reference to Intertraco fittings catalogues.

** Please refer to our crimping chart for more detailed application data.

FlexIT EZ-Lock

PUSH-ON HOSE

SAE 100 R6



Construction

- 1 - Synthetic rubber tube;
- 2 - One Synthetic Textile Braid;
- 3 - Synthetic rubber Cover;

Application

Hydraulic oils, both mineral and biological;
Polyglycol base oils, water-oil emulsions and water.

Temperature range




Hydraulic oils: -40°C to +100°C (-40°F to +212°F);
Polyglycol base oils, water-oil emulsions and water:
up to +85°C (+185°F).

HOSE TYPE	Ø HOSE			OUTSIDE DIAMETER		WORKING PRESSURE		BURST PRESSURE		BEND RADIUS		WEIGHT	
	DN	INCH	SIZE	[mm]	[in]	[bar]	[psi]	[bar]	[psi]	[mm]	[in]	[kg/m]	[lb/ft]
EZ-04	6	1/4"	04	12,3	0,484	28	400	112	1600	65	2,56	0,11	0,07
EZ-05	8	5/16"	05	13,9	0,547	28	400	112	1600	80	3,15	0,13	0,08
EZ-06	10	3/8"	06	15,5	0,610	28	400	112	1600	80	3,15	0,15	0,10
EZ-08	12	1/2"	08	19,5	0,768	28	400	112	1600	100	3,94	0,20	0,13
EZ-10	16	5/8"	10	22,6	0,890	24	350	96	1400	125	4,92	0,26	0,17
EZ-12	19	3/4"	12	25,8	1,016	21	300	84	1200	150	5,91	0,31	0,20
EZ-16	25	1"	16	33,2	1,307	20	290	80	1160	170	6,69	0,46	0,31

FlexIT EZS: smooth cover

FlexIT EZW: wrapped cover

COMPATIBILITY CHART BETWEEN THIS HOSE AND INTERTRACO APPROVED FITTINGS*

FlexIT EZ-Lock	-03	-04	-05	-06	-08	-10	-12	-16	-20	-24	-32
1 Piece 		No-skive: T series									
2 Piece 		No-skive: B insert + S00TK ferrule									
Push Lock 		Push Lock: L series									


* For fittings details please make reference to Intertraco fittings catalogues.

** Please refer to our crimping chart for more detailed application data.

FlexIT T7

TWO TEXTILE BRAID HOSE

MEETS OR EXCEEDS EN 855 R7 AND SAE 100 R7



Construction

- 1 - Thermoplastic polyester tube;
- 2 - Two polyester wire braids;
- 3 - Black polyurethane cover;

Application

Hydraulic oils, both mineral and biological;
Polyglycol base oils, water-oil emulsions and water.



Temperature range

Hydraulic oils: -40°C to +100°C (-40°F to +212°F);
Polyglycol base oils, water-oil emulsions, water and
air: up to +65°C (+149°F).

HOSE TYPE	Ø HOSE			OUTSIDE DIAMETER		WORKING PRESSURE		BURST PRESSURE		BEND RADIUS		WEIGHT	
	DN	INCH	SIZE	[mm]	[in]	[bar]	[psi]	[bar]	[psi]	[mm]	[in]	[kg/m]	[lb/ft]
T7-03	5	3/16"	03	10,0	0,394	210	3000	840	12000	30	1,18	0,07	0,05
T7-04	6	1/4"	04	11,8	0,465	200	2900	800	11600	35	1,38	0,09	0,06
T7-05	8	5/16"	05	14,3	0,563	190	2750	760	11000	45	1,77	0,13	0,09
T7-06	10	3/8"	06	16,0	0,630	175	2500	700	10000	55	2,17	0,16	0,10
T7-08	12	1/2"	08	20,3	0,799	140	2000	560	8000	75	2,95	0,22	0,15
T7-10	16	5/8"	10	23,5	0,925	105	1500	420	6000	120	4,72	0,28	0,19
T7-12	19	3/4"	12	26,5	1,043	90	1300	360	5200	145	5,71	0,33	0,22
T7-16	25	1"	16	32,5	1,280	70	1000	280	4000	200	7,87	0,40	0,27

FlexIT T7 NC: Electrically non-conductive version with orange cover

COMPATIBILITY CHART BETWEEN THIS HOSE AND INTERTRACO APPROVED FITTINGS*

FlexIT T7	-03	-04	-05	-06	-08	-10	-12	-16	-20	-24	-32
1 Piece 	No-skive: T series										
2 Piece 	No-skive: B insert + S00TK ferrule										


* For fittings details please make reference to Intertraco fittings catalogues.

** Please refer to our crimping chart for more detailed application data.

FlexIT T14

ONE WIRE BRAID HOSE

PTFE



Construction

- 1 - Polytetrafluorethylene tube;
- 2 - One stainless steel wire braid cover;

Application

Petroleum base and synthetic base hydraulic fluids;
Water base hydraulic fluids.

Temperature range

-54°C to +204°C;
-65°F to +400°F.

HOSE TYPE	Ø HOSE			MAX OUTSIDE DIAMETER		WORKING PRESSURE		BURST PRESSURE		BEND RADIUS		WEIGHT	
	DN	INCH	SIZE	[mm]	[in]	[bar]	[psi]	[bar]	[psi]	[mm]	[in]	[kg/m]	[lb/ft]
T14-02	3	1/8"	02	6,7	0,264	275	4000	1100	16000	25	0,98	0,06	0,04
T14-03	5	3/16"	03	8,0	0,315	200	2900	800	11600	35	1,38	0,07	0,05
T14-04	6	1/4"	04	9,5	0,374	175	2500	700	10000	45	1,77	0,09	0,06
T14-05	8	5/16"	05	11,8	0,465	150	2200	600	8800	50	1,97	0,13	0,08
T14-06	10	3/8"	06	14,1	0,556	135	2000	540	8000	55	2,17	0,15	0,10
T14-08	12	1/2"	08	17,2	0,677	120	1750	480	7000	70	2,76	0,21	0,14
T14-10	16	5/8"	10	20,5	0,807	100	1450	400	5800	130	5,12	0,26	0,17
T14-12	19	3/4"	12	23,7	0,933	90	1300	360	5200	190	7,48	0,321	0,22
T14-16	25	1"	16	30,0	1,181	65	950	260	3800	270	10,63	0,45	0,30

COMPATIBILITY CHART BETWEEN THIS HOSE AND INTERTRACO APPROVED FITTINGS*

FlexIT T14	-02	-03	-04	-05	-06	-08	-10	-12	-16	-20	-24	-32
1 Piece 	No-skive: T series											
2 Piece 	No-skive: B insert + S014T ferrule											


* For fittings details please make reference to Intertraco fittings catalogues.

** Please refer to our crimping chart for more detailed application data.

FlexIT SHP

FOUR WIRE SPIRAL HOSE

EN 856 4SP - EXCEEDS SAE 100 R12



Construction

- 1 - Synthetic rubber tube;
- 2 - Four high tensile steel wire spirals;
- 3 - Synthetic rubber cover, MSHA flame retardant approved;

Application

High pressure hydraulic system with extreme high pressure peaks for use with hydraulic oils, both mineral and biological, polyglycol base oils, water-oil emulsions and water;

Temperature range

Hydraulic oils: -40°C to +100°C (-40°F to +212°F)
occasional peaks up to +125°C (+250°F);
Polyglycol base oils, water-oil emulsions and water:
up to +85°C (+185°F).

HOSE TYPE	Ø HOSE		REINFORCEMENT DIAMETER		OUTSIDE DIAMETER		WORKING PRESSURE		BURST PRESSURE		BEND RADIUS		WEIGHT	
	DN	INCH	SIZE	[mm]	[in]	[mm]	[in]	[bar]	[psi]	[bar]	[psi]	[mm]	[in]	[kg/m]

EN 856 4SP

SHP-04	6	1/4"	04	14,6	0,575	17,0	0,669	450	6500	1800	26000	150	5,91	0,57	0,38
--------	---	------	----	------	-------	------	-------	-----	------	------	-------	-----	------	------	------

MEETS OR EXCEEDS EN 856 4SP AND SAE 100 R12

SHP-06 *	10	3/8"	06	17,5	0,689	20,1	0,791	450	6500	1800	26000	180	7,09	0,69	0,46
SHP-08 *	12	1/2"	08	20,6	0,811	23,0	0,905	420	6000	1680	24000	230	9,06	0,85	0,57
SHP-10 *	16	5/8"	10	24,2	0,952	26,5	1,043	350	5000	1400	20000	250	9,84	1,04	0,69
SHP-12 *	19	3/4"	12	28,2	1,110	30,6	1,204	350	5000	1400	20000	300	11,81	1,32	0,88
SHP-16 *	25	1"	16	35,1	1,382	37,8	1,488	320	4600	1280	18400	340	13,38	2,06	1,38

MEETS OR EXCEEDS SAE 100 R12

SHP-20	31	1.1/4"	20	43,6	1,717	45,8	1,803	210	3000	840	12000	420	16,54	2,53	1,70
SHP-24	38	1.1/2"	24	50,1	1,972	52,3	2,059	210	3000	840	12000	500	19,69	2,96	1,99
SHP-32	51	2"	32	63,6	2,504	66,3	2,610	210	3000	840	12000	630	24,80	4,30	2,89

* II series

COMPATIBILITY CHART BETWEEN THIS HOSE AND INTERTRACO APPROVED FITTINGS*

FlexIT SHP	-04	-06	-08	-10	-12	-16	-20	-24	-32
1 Piece 	No-skive: J series								
	Ext-skive: X series								
2 Piece 	No-skive: B insert + S312T ferrule								
	Ext-skive: B insert + S0420 ferrule								

* For fittings details please make reference to Intertraco fittings catalogues.

** Please refer to our crimping chart for more detailed application data.

FlexIT H4*

FOUR WIRE SPIRAL HOSE

EN 856 4SH



Construction

- 1 - Synthetic rubber tube;
- 2 - Four high tensile steel wire spirals;
- 3 - Synthetic rubber cover, MSHA flame retardant approved;

Application

High pressure hydraulic system with extreme high pressure peaks for use with hydraulic oils, both mineral and biological, polyglycol base oils, water-oil emulsions and water;

Temperature range

Hydraulic oils: -40°C to +100°C (-40°F to +212°F)
occasional peaks up to +125°C (+250°F);
Polyglycol base oils, water-oil emulsions and water:
up to +85°C (+185°F);

HOSE TYPE	Ø HOSE			REINFORCEMENT DIAMETER		OUTSIDE DIAMETER		WORKING PRESSURE		BURST PRESSURE		BEND RADIUS		WEIGHT	
	DN	INCH	SIZE	[mm]	[in]	[mm]	[in]	[bar]	[psi]	[bar]	[psi]	[mm]	[in]	[kg/m]	[lb/ft]
H4-12	19	3/4"	12	28,4	1,118	31,9	1,255	420	6000	1680	24000	280	11,02	1,45	0,97
H4-16	25	1"	16	35,5	1,398	38,5	1,515	380	5500	1520	22000	340	13,39	2,14	1,44
H4-20	31	1.1/4"	20	41,9	1,650	45,9	1,807	350	5000	1400	20000	460	18,11	2,51	1,69
H4-24	38	1.1/2"	24	49,0	1,929	53,5	2,106	300	4300	1200	17200	560	22,05	3,26	2,19
H4-32	51	2"	32	63,2	2,488	68,3	2,689	250	3600	1000	14400	700	27,56	4,90	3,29

* II series all sizes

COMPATIBILITY CHART BETWEEN THIS HOSE AND INTERTRACO APPROVED FITTINGS*

FlexIT H4	-04	-06	-08	-10	-12	-16	-20	-24	-32
1 Piece 							No-skive: J -series		
							Ext-skive: X series		
2 Piece 							No-skive: B insert + S312T ferrule		
							Ext-skive: B insert + S0420 ferrule		
Interlock 							Interlock: I insert + S004I ferrule		

* For fittings details please make reference to Intertraco fittings catalogues.

** Please refer to our crimping chart for more detailed application data.

FlexIT 5000

FOUR OR SIX WIRE SPIRAL HOSE

EN 856 R13 - SAE 100 R13



Construction

- 1 - Synthetic rubber tube;
- 2 - Four high tensile steel wire spirals for sizes 12 and 16 and six high tensile steel wire spirals for other sizes;
- 3 - Synthetic rubber cover, MSHA flame retardant approved;

Application

High pressure hydraulic system with extreme high pressure peaks for use with hydraulic oils, both mineral and biological, polyglycol base oils, water-oil emulsions and water.

Temperature range

Hydraulic oils: -40°C to +121°C (-40°F to +250°F)
occasional peaks up to +125°C (+257°F);
Polyglycol base oils, water-oil emulsions and water: up to +85°C (+185°F).

HOSE TYPE	Ø HOSE			REINFORCEMENT DIAMETER		OUTSIDE DIAMETER		WORKING PRESSURE		BURST PRESSURE		BEND RADIUS		WEIGHT	
	DN	INCH	SIZE	[mm]	[in]	[mm]	[in]	[bar]	[psi]	[bar]	[psi]	[mm]	[in]	[kg/m]	[lb/ft]
FlexIT 5000-12	19	3/4"	12	29,0	1,142	32,1	1,264	350	5000	1400	20000	240	9,45	1,60	1,08
FlexIT 5000-16	25	1"	16	35,1	1,382	38,4	1,512	350	5000	1400	20000	300	11,81	2,13	1,43
FlexIT 5000-20	31	1.1/4"	20	46,8	1,843	49,8	1,961	350	5000	1400	20000	420	16,54	4,40	2,96
FlexIT 5000-24	38	1.1/2"	24	54,3	2,138	57,3	2,256	350	5000	1400	20000	500	19,69	4,80	3,23
FlexIT 5000-32	51	2"	32	68,1	2,681	71,6	2,819	350	5000	1400	20000	630	24,80	7,20	4,84
FlexIT 5000-40	63	2.1/2"	40	81,8	3,220	86	3,386	350	5000	1400	20000	800	31,50	8,00	5,38

COMPATIBILITY CHART BETWEEN THIS HOSE AND INTERTRACO APPROVED FITTINGS*

FlexIT 5000	-04	-06	-08	-10	-12	-16	-20	-24	-32	-40
1 Piece 					No-skive: J series		No-skive: H			
							Ext-skive: X series			
Interlock 					Interlock: I insert + S004I ferrule		Interlock: I insert + S006I ferrule			


* For fittings details please make reference to Intertraco fittings catalogues.

** Please refer to our crimping chart for more detailed application data.

FlexIT 6000*

FOUR OR SIX WIRE SPIRAL HOSE

SAE 100 R15 - EXCEEDS SAE 100 R13



Construction

- 1 - Synthetic rubber tube;
- 2 - Four high tensile steel wire spirals for size 12 and 16 and six high tensile steel wire spirals for other sizes;
- 3 - Synthetic rubber cover, MSHA flame retardant approved;

Application

High pressure hydraulic system with extreme high pressure peaks for use with hydraulic oils, both mineral and biological, polyglycol base oils, water-oil emulsions and water;

Temperature range

Hydraulic oils: -40°C to +121°C (-40°F to +250°F)
occasional peaks up to +125°C (+257°F);
Polyglycol base oils, water-oil emulsions and water:
up to +85°C (+185°F).

HOSE TYPE	Ø HOSE			REINFORCEMENT DIAMETER		OUTSIDE DIAMETER		WORKING PRESSURE		BURST PRESSURE		BEND RADIUS		WEIGHT	
	DN	INCH	SIZE	[mm]	[in]	[mm]	[in]	[bar]	[psi]	[bar]	[psi]	[mm]	[in]	[kg/m]	[lb/ft]
FlexIT 6000-12	19	3/4"	12	28,1	1,106	31,8	1,252	420	6000	1680	24000	265	10,43	1,43	0,96
FlexIT 6000-16	25	1"	16	35,3	1,389	38,3	1,508	420	6000	1680	24000	340	13,39	2,16	1,45
FlexIT 6000-20	31	1.1/4"	20	46,8	1,843	50,1	1,972	420	6000	1680	24000	420	16,54	2,96	1,99
FlexIT 6000-24	38	1.1/2"	24	53,4	2,102	57,3	2,256	420	6000	1680	24000	510	20,08	5,10	3,43
FlexIT 6000-32	51	2"	32	67,7	2,665	71,5	2,815	420	6000	1680	24000	600	23,62	6,90	4,64

FlexIT 6000P: version with UHMPE antiabrasion cover

* All sizes are II series

COMPATIBILITY CHART BETWEEN THIS HOSE AND INTERTRACO APPROVED FITTINGS*

FlexIT 6000	-04	-06	-08	-10	-12	-16	-20	-24	-32
1 Piece 					No-skive: J series		No-skive: H series		No-skive: HLZ series
					Ext-skive: X series				Ext-skive: XLZ series
Interlock 					Interlock: I insert + S004I ferrule		Interlock: I insert + S006I ferrule		


* For fittings details please make reference to Intertraco fittings catalogues.

** Please refer to our crimping chart for more detailed application data.

FlexIT JW1K

ONE WIRE BRAID HOSE

JET WASH HOSE



Construction

- 1 - Synthetic rubber tube;
- 2 - One high tensile steel wire braid;
- 3 - Synthetic rubber cover (black or blue) pin pricked*;

Application

Medium pressure cleaning application with hot water;

Temperature range

-40°C to +150°C (-40°F to +300°F);



HOSE TYPE	Ø HOSE			REINFORCEMENT DIAMETER		OUTSIDE DIAMETER		WORKING PRESSURE		BURST PRESSURE		BEND RADIUS		WEIGHT	
	DN	INCH	SIZE	[mm]	[in]	[mm]	[in]	[bar]	[psi]	[bar]	[psi]	[mm]	[in]	[kg/m]	[lb/ft]
JW1KN-04	6	1/4"	04	9,9	0,390	11,8	0,464	250	3600	1000	14500	75	2,95	0,18	0,12
JW1KB-04															
JW1KN-05	8	5/16"	05	11,7	0,461	13,7	0,539	250	3600	1000	14500	85	3,35	0,22	0,15
JW1KB-05															
JW1KN-06	10	3/8"	06	13,6	0,535	16,5	0,650	250	3600	950	13800	90	3,54	0,26	0,17
JW1KB-06															
JW1KN-08	12	1/2"	08	17,0	0,669	19,6	0,771	250	3600	840	12200	130	5,12	0,35	0,23
JW1KB-08															

N= BLACK color cover

B= BLUE color cover

*Standard cover is wrapped, smooth cover on request;

COMPATIBILITY CHART BETWEEN THIS HOSE AND INTERTRACO APPROVED FITTINGS*

FlexIT JW1K	-04	-05	-06	-08	-10	-12	-16	-20	-24
1 Piece 	No-skive: K series								
2 Piece 	No-skive: B insert + SCX0T ferrule								


* For fittings details please make reference to Intertraco fittings catalogues.

** Please refer to our crimping chart for more detailed application data.

FlexIT JW2K

TWO WIRE BRAID HOSE

JET WASH HOSE



Construction

- 1 - Synthetic rubber tube;
- 2 - Two high tensile steel wire braid;
- 3 - Synthetic rubber cover (black or blue) pin pricked*;

Application

Medium pressure cleaning application with hot water;

Temperature range

-40°C to +150°C (-40°F to +300°F);

HOSE TYPE	Ø HOSE			REINFORCEMENT DIAMETER		OUTSIDE DIAMETER		WORKING PRESSURE		BURST PRESSURE		BEND RADIUS		WEIGHT	
	DN	INCH	SIZE	[mm]	[in]	[mm]	[in]	[bar]	[psi]	[bar]	[psi]	[mm]	[in]	[kg/m]	[lb/ft]
JW2KN-04	6	1/4"	04	11,3	0,445	13,2	0,520	400	5800	1600	23200	75	2,95	0,25	0,17
JW2KB-04															
JW2KN-05	8	5/16"	05	12,7	0,500	14,9	0,587	400	5800	1400	20300	85	3,35	0,30	0,20
JW2KB-05															
JW2KN-06	10	3/8"	06	14,7	0,579	17,1	0,673	400	5800	1320	19100	90	3,54	0,37	0,25
JW2KB-06															
JW2KN-08	12	1/2"	08	18,0	0,709	20,2	0,795	400	5800	1100	16000	130	5,12	0,46	0,31
JW2KB-08															

N= BLACK color cover

B= BLUE color cover

*Standard cover is wrapped, smooth cover on request;

COMPATIBILITY CHART BETWEEN THIS HOSE AND INTERTRACO APPROVED FITTINGS*


FlexIT JW2K	-04	-05	-06	-08	-10	-12	-16	-20	-24
1 Piece 	No-skive: K series								
2 Piece 	No-skive: B insert + SN03T ferrule								

* For fittings details please make reference to Intertraco fittings catalogues.

** Please refer to our crimping chart for more detailed application data.

FlexIT WB

FOUR OR SIX WIRE SPIRAL HOSE



Construction

- 1 - Synthetic rubber tube;
- 2 - Four high tensile steel wire spirals for all sizes except for six high tensile steel wire spiral for WB3-08 and WB3-12 hoses;
- 3 - Synthetic rubber cover;

Application

Very high constant pressure hose for water and water emulsions scaling systems.

Temperature range

-40°C to +80°C (-40°F to +176°F).

HOSE TYPE	Ø HOSE			REINFORCEMENT DIAMETER		OUTSIDE DIAMETER		WORKING PRESSURE		BURST PRESSURE		BEND RADIUS		WEIGHT	
	DN	INCH	SIZE	[mm]	[in]	[mm]	[in]	[bar]	[psi]	[bar]	[psi]	[mm]	[in]	[kg/m]	[lb/ft]
WB1-04	6	1/4"	04	14,7	0,579	17,9	0,705	800	11500	2000	28750	125	4,92	0,61	0,41
WB1-06	10	3/8"	06	17,5	0,689	21,2	0,835	800	11500	2000	28750	155	6,10	0,78	0,52
WB1-08	12	1/2"	08	20,2	0,795	24,4	0,961	800	11500	2000	28750	200	7,87	0,91	0,61
WB1-12	19	3/4"	12	28,2	1,110	32,0	1,260	700	10000	1750	25000	250	9,84	1,54	1,03
WB1-16	25	1"	16	35,1	1,382	38,4	1,512	700	10000	1750	25000	300	11,81	2,13	1,43
WB2-06	10	3/8"	06	18,1	0,713	20,8	0,819	1250	18000	3125	45000	230	9,06	0,90	0,60
WB2-08	12	1/2"	08	22,2	0,874	24,6	0,969	1100	16000	2750	40000	230	9,06	1,24	0,83
WB2-12	19	3/4"	12	29,0	1,142	32,0	1,260	1000	14500	2500	36250	250	9,84	1,87	1,26
WB3-06	10	3/8"	06	19,2	0,756	22,2	0,874	1400	20000	3500	50000	150	5,91	0,71	0,48
WB3-08	12	1/2"	08	25,9	1,020	29,0	1,142	1450	21000	3625	52500	250	9,84	1,87	1,25
WB3-12	19	3/4"	12	32,4	1,276	34,0	1,339	1350	19500	3375	48750	300	11,81	2,14	1,44

COMPATIBILITY CHART BETWEEN THIS HOSE AND INTERTRACO APPROVED FITTINGS*

FlexIT WB		-04	-06	-08	-12	-16
Waterblast 	WB1	Waterblast: W insert + SW4 ferrule				
	WB2		Waterblast: W insert + SW4 ferrule			
	WB3		Waterblast: W insert + SW6 ferrule			

* For fittings details please make reference to Intertraco fittings catalogues.

** Please refer to our crimping chart for more detailed application data.

Precautions

1. Protection against damage and other troubles

Avoid using the hose assembly beyond the scope of its specifications. It may cause serious problems such as an early burst or leakage. For safe application, note the following instructions:

- **Do not touch the hose and the coupling under pressure.**

Should a hose or a coupling break, it may cause severe injuries, such as burn or destruction of your organs. Apply plastic cover for protection, unless the contact with them can be avoidable.

- **Use a hose under the maximum working pressure.**

The use over the maximum working pressure may lead to burst of a hose or a coupling come-off. Follow the maximum working pressure guided in its specification.

- **Do not hurt the hose.**

To protect hose assemblies from excessive wear caused by sharp objects or abrasive materials, use open wound or flat armor spring guards.

- **Avoid using a hose with a twist or a pull.**

Should the twisted or pulled hose be applied with a pressure, the hose, particularly the hose end, may possibly suffer a break. If it is unavoidable, be sure to use a swivel joint.

- **Avoid using a hose with a sharp bend.**

The use of a hose with a sharp bend may cause an early break or other unexpected troubles. Utilize proper adapters or spring guards to avoid excessive bending.

- **Do not be electrified.**

Electrifying a hose may lead to a break of the hose or an electric shock.

- **Tighten the recommended torque.**

When a hose is connected to machine, be sure to apply the recommended torque.

- **Apply the appropriate fluid.**

The use of the inappropriate fluid will deteriorate the inner tube or the reinforcement, which will lead to burst of a hose or a coupling come-off.

- **Keep the minimum bending radius.**

When the hose is bent smaller than the minimum bending radius, it may cause early burst.

- **Do not put the external force such as excessive impulse.**

Under the excessive external force, the service will decline.

- **Keep the temperature range.**

The use of a hose over the temperature range will lead to burst or problems around the coupling, such as leakage, or come-off.

- **Do not put the excessive negative pressure.**

Under the excessive negative pressure, the inner tube will scrape, which will lead to leakage.

- **Do not put into the water or any other liquid.**

In water, the hose undergoes external pressure, which will reduce the service life of a hose.

- **Remove the air inside.**

The air left inside may cause the scrape of inner tube, which will lead to leakage.

- **Keep the minimum exposed hose length.**

To acquire the service life of the hose, keep at least the minimum exposed hose length.

- **Do not fix or remodel a hose.**

The fixed or remodeled hose does not show the service life of the specification.

2. Maintenance inspection

At the inception, be sure that none of the following can be found.

- Damage of a hose
- Swelling of a hose
- Exposure of a Reinforcement
- Transformation (ex. sharp bending)

3. Storage

- Avoid direct rays of the sun, noxious gasses, oils and chemicals.
- Store in dry place at temperature range of -10 °C to +40 °C

Selecting hose size by flow capacity

Flow capacity nomogram

Flow capacities of Intertraco hose at recommended flow velocities.

The chart below is provided as an aid in the determination of the correct hose size.

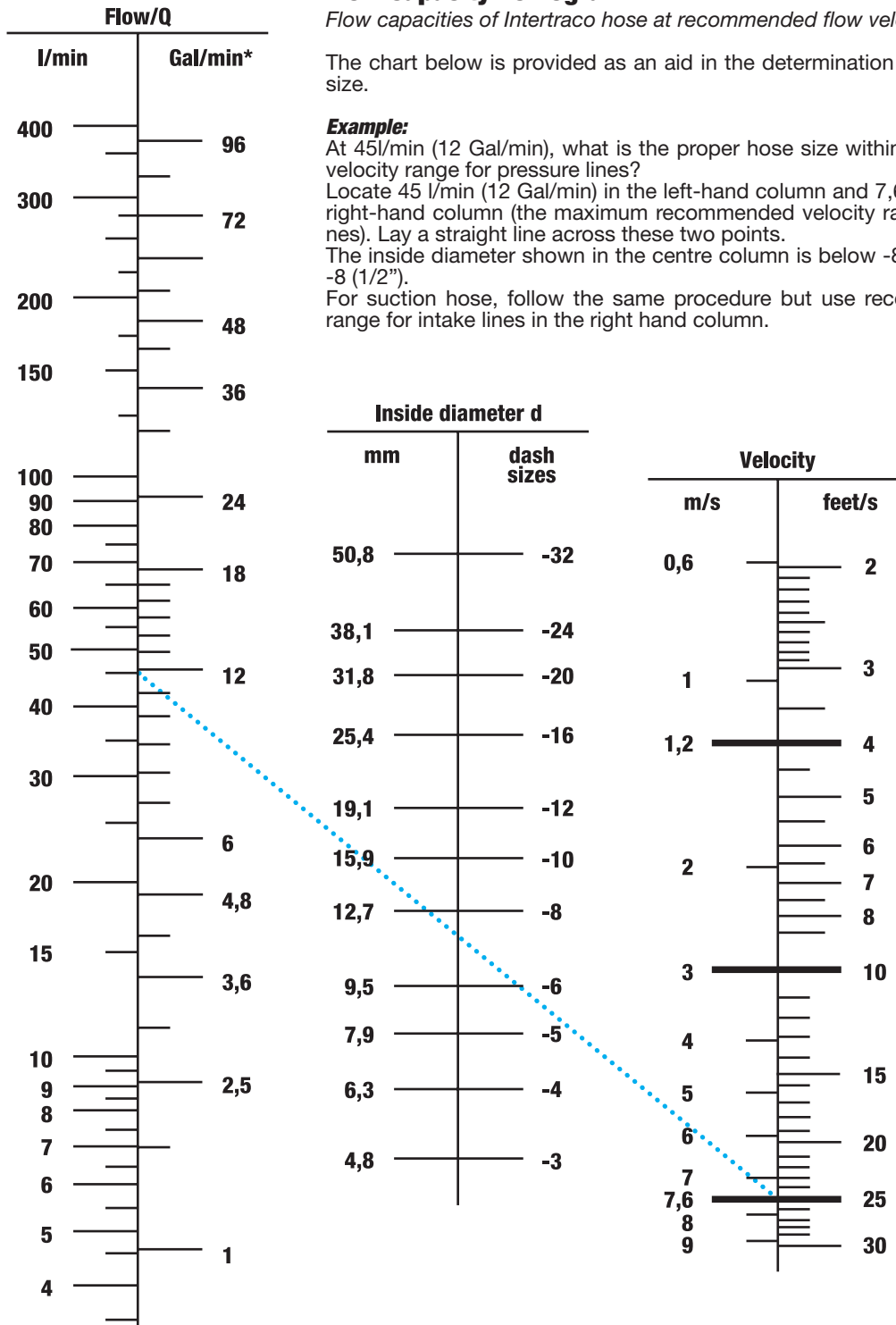
Example:

At 45 l/min (12 Gal/min), what is the proper hose size within the recommended velocity range for pressure lines?

Locate 45 l/min (12 Gal/min) in the left-hand column and 7,6 m/s (25 ft/s) in the right-hand column (the maximum recommended velocity range for pressure lines). Lay a straight line across these two points.

The inside diameter shown in the centre column is below -8 so we have to use -8 (1/2").

For suction hose, follow the same procedure but use recommended velocity range for intake lines in the right hand column.



Q = flow in liter per minute or US Gallons per minute **V** = velocity in meter per seconds or feet per seconds
d = hose inside diameter (mm /dash size)

* Gallons are US gallons - Conversion rate: Gal/min x 3,785=l/min - feet/s x 0,3048=m/s

** Recommended velocities are according to hydraulic fluids of maximum viscosity 315 S.S.U. at 38°C (100 °F) working at room temperatures within 18°C (65 °F) and 68°C (155 °F).

Chemical Compatibility chart for FlexIT rubber hoses

FLUID	CHEMICAL RESISTANCE*
Acetic acid, glacial	G
Acetic acid, less than 10%	G
Acetic acid, over 10%	F
Acetic anhydride	F
Acetone	L
Acetylene	F
Air (under 20 bar)	H
Aluminum chloride	-
Aluminum sulphate	-
Ammonia gas, cold	L
Ammonia gas, hot	F
Ammonia aqueous	F
Ammonium chloride	-
Ammonium hydroxide	G
Ammonium nitrate	-
Ammonium sulphate	-
Amyl acetate	L
Amyl alcohol	-
Aniline	L
Asphalt	F
Barium chloride	-
Benzene	L
Benzine	G
Boric acid	H
Brake oil, dot 3	F
Brake oil, dot 4	F
Brake oil, dot 5	G
Bromine	L
Butane	F
Butyl acetate	L
Butyl alcohol	-
Calcium chloride	-
Calcium hydroxide	G
Calcium hypochlorite	-
Carbon dioxide	H
Carbon disulphide	L

FLUID	CHEMICAL RESISTANCE*
Carbon tetrachloride	L
Carbonic acid	-
Carbonic acid, phenol	-
Chlorine gas, dry	F
Chlorine gas, wet	L
Chloroform	L
Chlorosulfonic acid	L
Chromic acid	L
Citric acid	G
Copper chloride	-
Cottonseed oil	G
Creosote oil	-
Cresol	F
Cyclohexane	F
Ether	H
ETHL acetate	L
ETHL alcohol	H
ETHL chloride	-
Ethylene cellulose	G
Ethylene dichloride	-
Ethylene glycol	H
Ferric chloride	-
Ferric sulphate	-
Formaldehyde	F
Formic acid	G
Fuels oils	-
Furfural	F
Glycerin	H
Grease, petro	H
Heavy water	H
Heptane	L
Hexane	L
Hydraulic oil, chlorine base	L
Hydraulic oil, ordinary petro	H
Hydraulic oil, phosphate ester	L
Hydraulic oil, sodium silicate base	G

*Chemical compatibility chart for flexit rubber hoses

H: High, **G:** Good, **F:** Fair, **L:** Low, application not recommended or permitted.

Chemical Compatibility chart for FlexIT rubber hoses

FLUID	CHEMICAL RESISTANCE*
Hydraulic oil, water glycol	F
Hydraulic oil water & oil emulsion	F
Hydrobromic acid	-
Hydrocyanic acid	G
Hydrofluoric acid, cold	-
Hydrofluoric acid, hot	-
Hydrogen	F
Hydrogen peroxide, concentrated	-
Hydrogen peroxide, diluted	-
Hydrogen sulphide, dry	F
Hydrogen sulphide, wet	G
Kerosene	G
Laquer	L
Latic acid	F
Light oil	G
Liquified petroleum gas	G
Lubricating oils, petro base	H
Magnesium chloride	-
Magnesium hydroxide	G
Mercuric chloride	G
Mercury	H
Methyl alcohol	-
Methyl chloride	-
Methyl ethyl ketone	-
Mineral oils	H
Naphtalene	F
Naphta	G
Nickel chloride	-
Nitric acid, 10%	F
Nitric acid, 70%	L
Nitrobenzene	-
Nitrogen/argon	H
Oleic acid	G
Oxalic acid	-
Oxygen	F
Perchloroethylene	-

FLUID	CHEMICAL RESISTANCE*
Phosphoric acid	G
Picric acid	-
Potassium chloride	-
Potassium hydroxide	G
Potassium sulphate	-
Salt water	H
Silicone oils	-
Soap solutions	F
Sodium carbonate	H
Sodium hydroxide	-
Sodium hypochlorite	-
Sodium nitrate	-
Sodium peroxide	F
Sodium silicate	H
Soybean oil	-
Steam	L
Steric acid, botanical	-
Sulphur	F
Sulphur chloride	-
Sulphuric acid, 10%, cold	G
Sulphuric acid, 10%, hot	G
Sulphuric acid, 75%, cold	L
Sulphuric acid, 75%, hot	L
Sulphuric acid, 95%, cold	L
Sulphuric acid, 95%, hot	L
Tannic acid	G
Tar	-
Tartaric acid	-
Toluene	L
Trichlorethylene	L
Turpentine oil	-
Varnish	L
Water, normal temp	H
Zinc chloride	-
Zinc sulphate	-

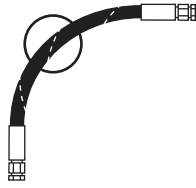
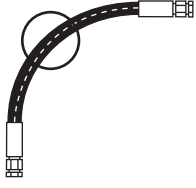
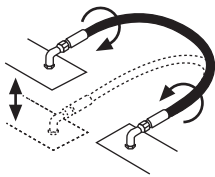
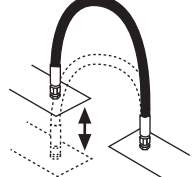
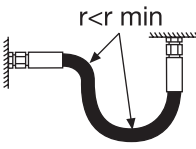
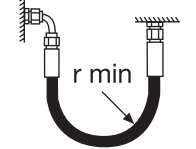
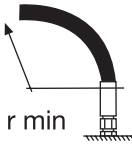
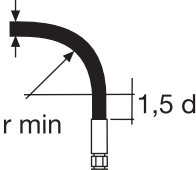

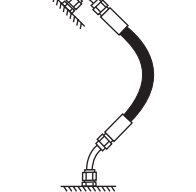
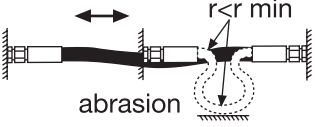

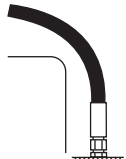
*Chemical compatibility chart for flexit rubber hoses

H: High, **G:** Good, **F:** Fair, **L:** Low, application not recommended or permitted.

Correct hose assembly installation

NO - Wrong use

YES - Correct use

	<p>Avoid twisting the assembly. Where moving parts can cause twisting take care to avoid this by correct installation.</p>	
		
	<p>Use proper fittings to avoid tight bend radius. Do not begin to bend closer than 1,5 time "d" to the ferrule.</p>	
		
		
		<p>Avoid contact with objects that can cause abrasion or damage. On moving applications, pay particular attention when specifying hose length to avoid tensile stress or abrasion.</p>
		

For detailed informations about the recommendeds practices for Hydraulic Hose Assemblies, please refer to SAEJ1273 standard.

Notes

A series of horizontal dotted lines for taking notes.



intertraco

Intertraco (Italia) S.p.A.

Via E. Amaldi, 1/A
I-46029 SUZZARA (MN)-ITALY
P.O. Box N°7/C
Tel. +39 0376 539 711
Fax +39 0376 521 722
e-mail info@intertraco.it

www.intertraco.it