

# Metric Flat Face O-Ring

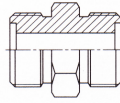
Metric Flat Face

## Metric Flat Face Cap



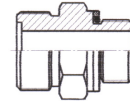
Part Number	Metric FF
<b>OCE-12</b>	12x1.25
<b>OCE-14</b>	14x1.5
<b>OCE-16</b>	16x1.5
<b>OCE-18</b>	18x1.5
<b>OCE-22</b>	22x1.5
<b>OCE-24</b>	24x1.5
<b>OCE-27</b>	27x1.5
<b>OCE-30</b>	30x1.5
<b>OCE-36</b>	36x2.0
<b>OCE-39</b>	39x2.0
<b>OCE-42</b>	42x2.0
<b>OCE-45</b>	45x2.0
<b>OCE-52</b>	52x2.0
<b>OCE-60</b>	60x2.0

## Metric Flat Face Male Union



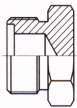
Part Number	Metric FF	Metric FF
<b>10EE-12-12</b>	12x1.25	12x1.25
<b>10EE-14-14</b>	14x1.5	14x1.5
<b>10EE-16-16</b>	16x1.5	16x1.5
<b>10EE-18-18</b>	18x1.5	18x1.5
<b>10EE-22-22</b>	22x1.5	22x1.5
<b>10EE-27-27</b>	27x1.5	27x1.5
<b>10EE-30-30</b>	30x1.5	30x1.5
<b>10EE-36-36</b>	36x2.0	36x2.0
<b>10EE-39-39</b>	39x2.0	39x2.0
<b>10EE-42-42</b>	42x2.0	42x2.0
<b>10EE-45-45</b>	45x2.0	45x2.0
<b>10EE-52-52</b>	52x2.0	52x2.0
<b>10EE-60-60</b>	60x2.0	60x2.0
<b>10EE-64-64</b>	64x2.0	64x2.0

## Metric Flat Face Male to Metric Port Thread Male



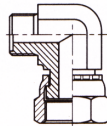
Part Number	Metric FF	MM
<b>10EH-12-10</b>	12x1.25	10x1.0
<b>10EH-14-12</b>	14x1.5	12x1.5
<b>10EH-16-14</b>	16x1.5	14x1.5
<b>10EH-18-16</b>	18x1.5	16x1.5
<b>10EH-22-18</b>	22x1.5	18x1.5
<b>10EH-27-22</b>	27x1.5	22x1.5
<b>10EH-30-27</b>	30x1.5	27x2.0
<b>10EH-36-33</b>	36x2.0	33x2.0
<b>10EH-39-33</b>	39x2.0	33x2.0
<b>10EH-42-42</b>	42x2.0	42x2.0
<b>10EH-45-42</b>	45x2.0	42x2.0
<b>10EH-52-48</b>	52x2.0	48x2.0

## Metric Flat Face Plug



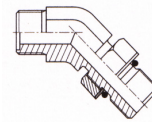
Part Number	Metric FF
<b>OPE-12</b>	12x1.25
<b>OPE-14</b>	14x1.5
<b>OPE-16</b>	16x1.5
<b>OPE-18</b>	18x1.5
<b>OPE-22</b>	22x1.5
<b>OPE-24</b>	24x1.5
<b>OPE-27</b>	27x1.5
<b>OPE-30</b>	30x1.5
<b>OPE-36</b>	36x2.0
<b>OPE-39</b>	39x2.0
<b>OPE-42</b>	42x2.0
<b>OPE-45</b>	45x2.0
<b>OPE-52</b>	52x2.0
<b>OPE-60</b>	60x2.0

## Metric Flat Face Male to Metric Flat Face Female Swivel 90°



Part Number	Metric FF	MM
<b>29EE-12-12</b>	12x1.25	12x1.25
<b>29EE-14-14</b>	14x1.5	14x1.5
<b>29EE-16-16</b>	16x1.5	16x1.5
<b>29EE-18-18</b>	18x1.5	18x1.5
<b>29EE-22-22</b>	22x1.5	22x1.5
<b>29EE-27-27</b>	27x1.5	27x1.5
<b>29EE-30-30</b>	30x1.5	30x1.5
<b>29EE-36-36</b>	36x2.0	36x2.0
<b>29EE-39-39</b>	39x2.0	39x2.0
<b>29EE-42-42</b>	42x2.0	42x2.0
<b>29EE-45-45</b>	45x2.0	45x2.0
<b>29EE-52-52</b>	52x2.0	52x2.0

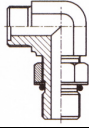
## Metric Flat Face Male to Metric Port Thread Male 45°



Part Number	Metric FF	MM
<b>14EH-12-10</b>	12x1.25	10x1.0
<b>14EH-14-12</b>	14x1.5	12x1.5
<b>14EH-16-14</b>	16x1.5	14x1.5
<b>14EH-18-16</b>	18x1.5	16x1.5
<b>14EH-22-18</b>	22x1.5	18x1.5
<b>14EH-27-22</b>	27x1.5	22x1.5
<b>14EH-30-27</b>	30x1.5	27x2.0
<b>14EH-36-33</b>	36x2.0	33x2.0
<b>14EH-39-33</b>	39x2.0	33x2.0
<b>14EH-42-42</b>	42x2.0	42x2.0
<b>14EH-45-42</b>	45x2.0	42x2.0
<b>14EH-52-48</b>	52x2.0	48x2.0

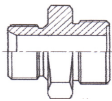
## Metric Flat Face O-Ring

## Metric Flat Face Male to Metric Port Thread Male 90°



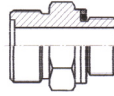
Part Number	Metric FF	MM
19EH-12-10	12x1.25	10x1.0
19EH-14-12	14x1.5	12x1.5
19EH-16-14	16x1.5	14x1.5
19EH-18-16	18x1.5	16x1.5
19EH-22-18	22x1.5	18x1.5
19EH-27-22	27x1.5	22x1.5
19EH-30-27	30x1.5	27x2.0
19EH-36-33	36x2.0	33x2.0
19EH-39-33	39x2.0	33x2.0
19EH-42-42	42x2.0	42x2.0
19EH-45-42	45x2.0	42x2.0
19EH-52-48	52x2.0	48x2.0

## BSPP Male to Metric Flat Face Male



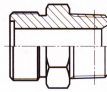
Part Number	BSPP	MM
10BE-04-14	1/4-19	14x1.5
10BE-04-16	1/4-19	16x1.5
10BE-06-16	3/8-19	16x1.5
10BE-06-18	3/8-19	18x1.5
10BE-08-18	1/2-14	18x1.5
10BE-08-22	1/2-14	22x1.5
10BE-12-22	3/4-14	22x1.5
10BE-12-27	3/4-14	27x1.5
10BE-12-30	3/4-14	30x1.5
10BE-16-36	1-11	36x2.0
10BE-16-39	1-11	39x2.0
10BE-20-39	1¼-11	39x2.0
10BE-20-42	1¼-11	42x2.0
10BE-20-45	1¼-11	45x2.0
10BE-24-52	1½-11	52x2.0
10BE-32-52	2-11	52x2.0
10BE-32-60	2-11	60x2.0

## Metric Flat Face Male to BSPPOR (Washer / O-Ring) Male



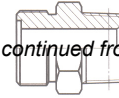
Part Number	Metric FF	BSPPOR
10EG-14-04	14x1.5	1/4-19
10EG-16-04	16x1.5	1/4-19
10EG-16-06	16x1.5	3/8-19
10EG-18-06	18x1.5	3/8-19
10EG-18-08	18x1.5	1/2-14
10EG-22-06	22x1.5	3/8-19
10EG-22-08	22x1.5	1/2-14
10EG-27-12	27x1.5	3/4-14
10EG-30-12	30x1.5	3/4-14
10EG-36-16	36x2.0	1-11
10EG-45-20	45x2.0	1¼-11
10EG-52-24	52x2.0	1½-11

## Metric Flat Face Male to BSPT Male



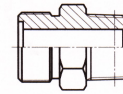
Part Number	Metric FF	BSPT
10ET-14-04	14x1.5	1/4-19
10ET-14-06	14x1.5	3/8-19
10ET-16-04	16x1.5	1/4-19
10ET-16-06	16x1.5	3/8-19
10ET-18-06	18x1.5	3/8-19
10ET-18-08	18x1.5	1/2-14
10ET-22-08	22x1.5	1/2-14
10ET-22-12	22x1.5	3/4-14
10ET-24-06	24x1.5	3/8-19
10ET-24-08	24x1.5	1/2-14
10ET-27-08	27x1.5	1/2-14
10ET-27-12	27x1.5	3/4-14
10ET-30-12	30x1.5	3/4-14
10ET-36-12	36x2.0	3/4-14
10ET-36-16	36x2.0	1-11
10ET-39-16	39x2.0	1-11
10ET-39-20	39x2.0	1¼-11

10BT series continued from last column



Part Number	Metric FF	BSPT
10ET-42-20	42x2.0	1¼-11
10ET-45-20	45x2.0	1¼-11
10ET-52-24	52x2.0	1½-11
10ET-60-32	60x2.0	2-11

## Metric Flat Face Male to NPT Male



Part Number	Metric FF	NPT
10EN-14-04	14x1.5	1/4-18
10EN-14-06	14x1.5	3/8-18
10EN-16-04	16x1.5	1/4-18
10EN-16-06	16x1.5	3/8-18
10EN-16-08	16x1.5	1/2-14
10EN-18-04	18x1.5	1/4-18
10EN-18-06	18x1.5	3/8-18
10EN-18-08	18x1.5	1/2-14
10EN-22-08	22x1.5	1/2-14
10EN-22-12	22x1.5	3/4-14
10EN-24-06	24x1.5	3/8-18
10EN-24-08	24x1.5	1/2-14
10EN-27-08	27x1.5	1/2-14
10EN-27-12	27x1.5	3/4-14
10EN-30-12	30x1.5	3/4-14
10EN-36-12	36x2.0	3/4-14
10EN-36-16	36x2.0	1-11½
10EN-39-16	39x2.0	1-11½
10EN-39-20	39x2.0	1¼-11½
10EN-39-20	39x2.0	1¼-11½
10EN-42-16	42x2.0	1-11½
10EN-42-20	42x2.0	1¼-11½
10EN-45-20	45x2.0	1¼-11½
10EN-52-20	52x2.0	1¼-11½
10EN-60-24	60x2.0	1½-11½

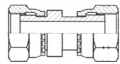
10ET series continued next page

## Metric Flat Face Male to SAE O-Ring Male



Part Number	Metric FF	SAE
<b>10EO-16-05</b>	16x1.5	1/2-20
<b>10EO-18-04</b>	18x1.5	7/16-20
<b>10EO-18-08</b>	18x1.5	3/4-16
<b>10EO-22-20</b>	22x1.5	15/8-12
<b>10EO-24-10</b>	24x1.5	7/8-14
<b>10EO-36-12</b>	36x2.0	1 1/16-12
<b>10EO-39-20</b>	39x2.0	15/8-12
<b>10EO-52-20</b>	52x2.0	15/8-12
<b>10EO-52-24</b>	52x2.0	17/8-12

## ORS Female to Metric Flat Face Female



Part Number	ORS	Metric FF
<b>30FE-04-10</b>	9/16-18	10x1.0
<b>30FE-04-12</b>	9/16-18	12x1.5
<b>30FE-04-14</b>	9/16-18	14x1.5
<b>30FE-06-14</b>	11/16-16	14x1.5
<b>30FE-06-16</b>	11/16-16	16x1.5
<b>30FE-06-18</b>	11/16-16	18x1.5
<b>30FE-08-22</b>	13/16-16	22x1.5
<b>30FE-10-27</b>	1-14	27x1.5
<b>30FE-12-27</b>	13/16-12	27x1.5
<b>30FE-12-30</b>	13/16-12	30x1.5
<b>30FE-16-33</b>	17/16-12	33x2.0
<b>30FE-16-39</b>	17/16-12	39x2.0