




# 752

## TECHNICAL SHEET & INSTRUCTIONS



Name: 752

Part Number: EZT60-752

Description: 752 is our standard tool. Fits your favorite 1/4 inch shank rotary tool die grinders and the like. Designed to be good for DIY projects and industrial conditions. With it's 3/4 inch diameter head tool life is improved as well as rigidity with the 1/4 inch shank.

### Technical Specifications

Overall Length	2 inches
Tool Reach	1 3/4 inch
Shank Size	1/4 inch
Head Diameter	3/4 inch
Minimum Hole Diameter	5/8 inch
Maximum Hole Diameter	No Limit
Minimum External Outer Diameter	1/2 inch
Maximum External Outer Diameter	No Limit
Thread Type	Inch, Metric, Pipe (any 60 degree thread profile)
Coating	Proprietary Diamond Abrasive
Core Tool Material	Nickle Plated 4000 series steel


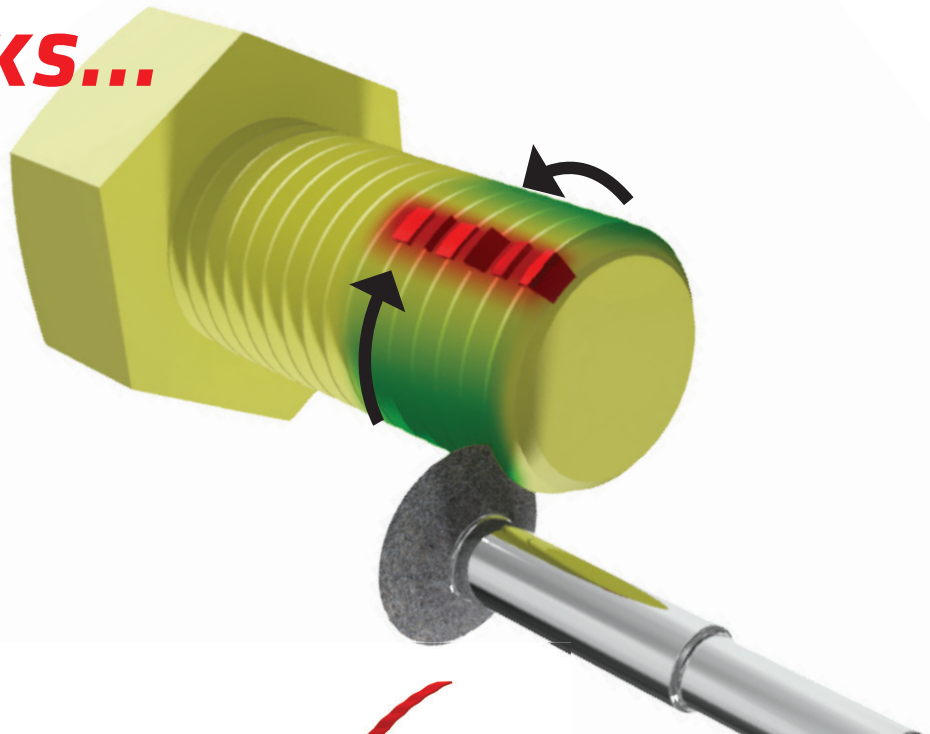


# HOW IT WORKS...

**#1 - KEEP TOOL CLEAN & USE TAPPING OR CUTTING OIL TO IMPROVE PERFORMANCE AND TOOL LIFE.**

**#2 - START TOOL IN GOOD THREAD AREA (GREEN) AND WORK INTO DAMAGED AREA (RED). MOVING BACK AND FORTH OVER DAMAGED AREA (RED) STAYING IN THREAD PATH WITH LIGHT TOOL PRESSURE. LET THE TOOL DO THE WORK!**

**#3 - REPEAT STEPS ON NECESSARY AREAS.**



**SAFETY WARNINGS:** Wear the proper personal protective equipment (PPE). Required PPE is safety glasses along with goggles or a face shield. Wear other PPE as needed, such as gloves, dust mask, apron, etc. Check all tool(s) for damage before use. Securely clamp the workpiece before doing any repairs, failure to do so could result in serious injury. Use EZThread® only for its intended purpose. Be sure to maintain the tools proper angle at 90 degrees to the workpiece at all times. Prevent dropping or banging the tool on the workpiece or any other object which could damage the cutting surface and cause premature tool failure. Cut only materials designed for the tool. If any unusual sounds, vibrations, or anything abnormal occur, stop operation and investigate issue. Keep all body parts and clothing free of the rotating tool. EZThread™ is not sharp nor a blade which will cut the skin, but operating any tool at high velocity is still capable cutting and burning the skin, so use caution when handling tool. Be sure not to touch the tool after operating, it is suggested to wait 30 minutes after using tool to handle due to excess heat build up from grinding and friction. Be aware of the spark stream and protect yourself and bystanders. Remove all flammable materials from the work area. Maintain your tools as if your life depends on it. Replace damaged tools immediately. Respect and follow all OSHA regulations for grinding wheels and the like, comply with ANSI B7.1, OSHA and all safety materials provided. Review the MSDS (Material Safety Data Sheets) for the material being cut before using EZThread®. Contact EZThread® for any further questions or concerns before using the tool. Repairing threads is our business, but not at the risk of injury. Please be careful and use caution when operating EZThread®. Do not exceed 35,000 RPM's. Higher RPM's allow for easier cutting of metal, but may drastically reduce tool life if not properly lubricated. Do not use any fluid which may flash or cause fire. Do not use or create any extension or the like to give "additional" ability to EZThread™. Use only accessories sold by EZThread® to insure safe and effective performance. Do not alter EZThread® tool in any way, doing so voids any and all warranties. Using the tool outside given intended instructions is not warranted and is not recommended. Do not force EZThread® into collets or chucks which do not fit the tools arbor. Do not grind or sand down arbor to fit your tool. Doing so is extremely dangerous and will throw the tool out of balance. Do not use arbor bushings or the like. Do not cut or grind any material which is combustible or is subject to melting or smoldering. In case of fire, follow all fire codes for your area and application. Do not use excessive pressure on the tool while operating, doing so will shorten its life and potentially cause injury to user if slipped or mishandled. Do not set rotary tool or grinder near body, clothing or anything which could get wrapped up into tool if accidentally activated. Train personnel how to properly use the tool and how to maximize tool life. Visit EZThread® on the web for further safety instruction, tips, and applications.